



Robinhood

Trust
in your
kitchen



RANGEHOOD CATALOGUE



Installed in Kiwi homes since 1981

Our vision is your kitchen

At Robinhood, we appreciate that modern family life runs at a non-stop, chaotic pace. So many of us are time poor and stressed and what's more, homes are shrinking and apartment living is on the rise as our population expands.

Thankfully, our designers have been preparing for this future and want to install it, at your place. We've taken advantage of smart technology and combined it with minimalist, modular design to create elegant yet supremely functional solutions for the kitchen and laundry. Our products solve problems of space, clutter and noise with effortless efficiency.

But it's not just the inside of your home that we're mindful of. All Robinhood products are carefully considered in order to leave a minimal green footprint. We use sustainable material wherever possible and efficient technology to save electricity. In addition, we strive for polystyrene free and recyclable packaging.

Robinhood brings design order, technological efficiency, and environmental responsibility together to ensure calm and serenity. So while the world may be getting faster and noisier, your home will remain a sanctuary.

CONTENTS

Our Rangehoods

Imagine the dinner party scenario. Hours of hard work spent in the kitchen, followed by hours of enjoyment around the table, and then hours sleeping it off. The test of a great rangehood is waking up in the morning to a kitchen that smells like it never happened, and our rangehoods will pass with flying colours.



WHY

Without a good rangehood, moisture, oil and odours can build up in your kitchen and home, leading to stale/damp air and dirty walls. Robinhood rangehoods are designed to effectively remove steam, grease and odours from your kitchen to keep your home healthy, clean, and smelling sweet!



AIRFLOW (EXTRACTION)

Did you know that there are different tests to measure the flow rates of rangehoods? At Robinhood, we use the IEC61591 international testing standard method on all of our rangehoods. We provide information on both net airflow and gross airflow (max motor performance) so that you can make an informed decision on the rangehood that is best for you.



DECIBEL RATING

Decibels (dB) is the unit used to measure the intensity of sound and indicates the noise level of our rangehoods. The lowest audible sound on the scale is 0dB, with higher ratings indicating more noise.

We test and provide decibel ratings for all of our rangehoods, however other factors such as the ducting type used can also impact the noise level. That's why we recommend using semi-rigid or rigid ducting wherever possible as flexible ducting can make the rangehood seem noisier. In the case that you do need to use flexible ducting, it should be stretched as tightly as possible with any excess removed.

Our Robinhood Rangehoods have been tested to the IEC60704-2-13 standard. These tests have been conducted in controlled environments, therefore installation results may differ to the change in environment with surrounding noises contributing to the differing results.



LIGHTING

Rangehood lighting illuminates the cooktop and lets you see what you're doing. Rangehood lighting is especially important to consider if the rangehood is situated in a dimmer room or part of the house.

The LED lighting now used in most of our rangehoods is far superior to conventional globes, providing a powerful lumen output, saving more electricity, and lasting up to 50,000 hours longer. There are a select few of our entry-level models using halogen and incandescent globes; which can still be an effective lighting source.



DUCTING OR RECIRCULATION

The most efficient way of extracting moisture, oil and odours from the air is by ducting the rangehood to the outside of your home through the wall, soffit or roof. While 'Do It Yourself' (DIY) is possible for the experienced handyman, we always recommend using a qualified rangehood installer for most situations.

In some cases, it may not be possible to duct your rangehood; this is when a recirculation model may be suitable. Recirculation is where the air is cleaned by way of special filters (usually charcoal) before being pumped back out into the room.



GROSS AIR FLOW
(Maximum Motor Performance)



NET AIRFLOW



**MINIMUM
DECIBEL RATING**



LIGHTING TYPE



**PRODUCT
DIMENSIONS**

Key Advantages of DC Motor Rangehoods



MORE EFFICIENT STARTS

Peak torque is achieved faster than the equivalent AC motor, leading to better performance as soon as the rangehood is powered on.



IMPROVED SPEED REGULATION

Smoother ratios ensures the user has ultimate control and seamless operation at any speed.



LESS NOISE

When compared to the equivalent AC motor, decibel ratings are greatly reduced upon start up and there is less running noise, proving a quieter and more peaceful cooking experience.



SUPERIOR ENERGY EFFICIENCY

Significant reductions in energy usage ensures a more responsible and more environmentally friendly rangehood.



SELECT A STYLE

Rangehoods should match your needs in performance, look, and day to day requirements. Our range includes everything from basic to high-tech.

EXTRACTION METHOD

Is ducting to the exterior house possible, through the wall, soffit, roof? If not many of our models offer a recirculation option through the use of recirculation filters.

EXTRACTION POWER

When it comes to extraction power always go by the size of your kitchen, an effective rangehood should be able to replace the air up to 12 x per hour.

$$\text{Volume of kitchen } L \times W \times H \text{ (m}^3\text{)} \times 12 = \text{Max. Extraction rate needed}$$

EVERYTHING YOU NEED TO DUCT YOUR RANGEHOOD, IN ONE BOX.

Uniduct kits are designed to make the task of ducting your rangehood quick and easy.

Each kit includes all the components needed for the ducting configuration you require. The wall and soffit kits contain semi-rigid ducting (so that it can go around corners), and the roof kit contains rigid ducting.

All ducting kits are 150mm in diameter.
(Excluding RHURCADUCTKIT)

Uniduct®



Wall Canopies

This type of rangehood is positioned against a wall over your cooktop. Air is usually ducted to the outside of your home through the wall, soffit, or roof, although some models offer a recirculation option as well. Wall canopies are known for their classic style and excellent performance.

RWK 600 CURVED GLASS CANOPY

RWK3CL6G | S/S WITH CLEAR GLASS

A curved glass canopy with three speeds and push button controls.

- Dishwasher safe stainless steel decorative aluminium filters
- Can be ducted or recirculated


 AC Motor

 Gross airflow 550m³/hr

 Net airflow 451m³/hr¹

 Min 52dB noise level²

 2 x 1.5W LED lamps

 595w x 400d x 450-845h (mm)

RWK 900 CURVED GLASS CANOPY

RWK3CL9G | S/S WITH CLEAR GLASS

A curved glass canopy with three speeds and push button controls.

- Dishwasher safe stainless steel decorative aluminium filters
- Can be ducted or recirculated


 AC Motor

 Gross airflow 550m³/hr

 Net airflow 451m³/hr¹

 Min 52dB noise level²

 2 x 1.5W LED lamps

 895w x 400d x 560-955h (mm)

KOHC 600 WALL CANOPY

RHWCAN60WKOHC | WHITE

Classic flared wall canopy with three speeds and push button controls.

- Micromesh aluminium filters
- Can be ducted or recirculated

 AC Motor

 Gross airflow 550m³/hr

 Net airflow 440m³/hr¹

 Min 58dB noise level²

 1 x 2W LED lamps

 600w x 482d x 638-1000h (mm)

RWY 600 WALL CANOPY

RWY3CL6SS | STAINLESS STEEL

Classic flared wall canopy with three speeds and push button controls.

- Dishwasher safe stainless steel decorative aluminium filters
- Can be ducted or recirculated

 AC Motor

 Gross airflow 750m³/hr

 Net airflow 632m³/hr¹

 Min 54dB noise level²

 2 x 1.5W LED lamps







 600w x 482d x 638-1025h (mm)

RWY 900 WALL CANOPY

RWY3CL9SS | STAINLESS STEEL

Classic flared wall canopy with three speeds and push button controls.

- Dishwasher safe stainless steel decorative aluminium filters
- Can be ducted or recirculated







	AC Motor
	Gross airflow 750m ³ /hr
	Net airflow 632m ³ /hr ¹
	Min 54dB noise level ²
	2 x 1.5W LED lamps
	900w x 482d x 638-1025h (mm)

RWD 600 WALL CANOPY

RWD3CL6SSDC | STAINLESS STEEL

Low profile wall canopy with three speeds and electronic backlit button controls.

- Dishwasher safe stainless steel decorative aluminium filters
- Can be ducted or recirculated







	DC Motor
	Gross airflow 700m ³ /hr
	Net airflow 615m ³ /hr ¹
	Min 31dB noise level ²
	2 x 1.5W LED lamps
	600w x 500d x 585-1055h (mm)

RWD 900 WALL CANOPY

RWD3CL9SSDC | STAINLESS STEEL

Low profile wall canopy with three speeds and electronic backlit button controls.

- Dishwasher safe stainless steel decorative aluminium filters
- Can be ducted or recirculated







	DC Motor
	Gross airflow 700m ³ /hr
	Net airflow 615m ³ /hr ¹
	Min 31dB noise level ²
	2 x 1.5W LED lamps
	900w x 500d x 585-1055h (mm)

RWE 600 WALL CANOPIESRWE3CL6MBDC | MATTE BLACK
RWE3CL6SSDC | STAINLESS STEEL

Slim box wall canopy with three speeds and electronic backlit button controls.

- Dishwasher safe stainless steel decorative aluminium filters
- Can be ducted or recirculated









	DC Motor
	Gross airflow 700m ³ /hr
	Net airflow 615m ³ /hr ¹
	Min 31dB noise level ²
	2 x 1.5W LED lamps
	600w x 500d x 440-820h (mm)

RWE 900 WALL CANOPIESRWE3CL9MBDC | MATTE BLACK
RWE3CL9SSDC | STAINLESS STEEL

Slim box wall canopy with three speeds and electronic backlit button controls.

- Dishwasher safe stainless steel decorative aluminium filters
- Can be ducted or recirculated



	DC Motor
	Gross airflow 700m ³ /hr
	Net airflow 615m ³ /hr ¹
	Min 31dB noise level ²
	2 x 1.5W LED lamps
	900w x 500d x 440-820h (mm)

RWJ 900 WALL CANOPY

RWJ3CL9BKDC | S/S WITH BLACK GLASS

Slim box wall canopy with three speeds and touch controls.

- Dishwasher safe micromesh filters
- Perimeter extraction system
- Can be ducted or recirculated


 DC Motor

 Gross airflow 850m³/hr

 Net airflow 825m³/hr¹
 Min 38dB noise level²
 1 x 7W LED strip light

 900w x 500d x 560-1040h (mm)


The Premium Collection

The Premium Collection is our most powerful rangehood series yet. Each model quietly performs with noise levels as low as 46dB and maximum motor performance as high as 1600m³/hr¹. The Premium Collection of rangehoods is an innovation by Robinhood like no other before.







ADONIS 60 CURVED GLASS CANOPY

RHWC60TG | S/S WITH BLACK GLASS

Curved glass wall canopy with three speeds + intensive and slide/touch control.

- Dishwasher safe stainless steel decorative aluminium filters
- Fully sealed AC Motor in weldless casing
- Metal bladed fan with Teflon finish



-  AC Motor
-  Gross airflow 1200m³/hr
-  Net airflow 965m³/hr²
-  Min 46dB noise level³
-  2 x 2W LED lamps
-  595w x 455d x 472-832h (mm)



ADONIS 90 CURVED GLASS CANOPY

RHWC90TG | S/S WITH BLACK GLASS

Curved glass wall canopy with three speeds + intensive and slide/touch controls.

- Dishwasher safe stainless steel decorative aluminium filters
- Fully sealed AC Motor in weldless casing
- Metal bladed fan with Teflon finish



-  AC Motor
-  Gross airflow 1200m³/hr
-  Net airflow 965m³/hr²
-  Min 46dB noise level³
-  2 x 2W LED lamps
-  895w x 455d x 500-860h (mm)







BRIMSTONE 60 WALL CANOPY

RHWC60X | STAINLESS STEEL

Slim box wall canopy with three speeds and back-lit soft-touch controls.

- Dishwasher safe stainless steel decorative aluminium filters
- Fully sealed AC Motor in weldless casing
- Metal bladed fan with Teflon finish



-  AC Motor
-  Gross airflow 1200m³/hr
-  Net airflow 819m³/hr²
-  Min 46dB noise level³
-  2 x 2W LED lamps
-  595w x 455d x 445-805h (mm)







BRIMSTONE 90 WALL CANOPY

RHWC90X | STAINLESS STEEL

Slim box wall canopy with three speeds and back-lit soft-touch controls.

- Dishwasher safe stainless steel decorative aluminium filters
- Fully sealed AC Motor in weldless casing
- Metal bladed fan with Teflon finish



-  AC Motor
-  Gross airflow 1200m³/hr
-  Net airflow 819m³/hr²
-  Min 46dB noise level³
-  2 x 2W LED lamps
-  895w x 450d x 455-805h (mm)






ARGUS 60 WALL CANOPY

RHWC60TB | S/S WITH BLACK GLASS

Slim box wall canopy with three speeds + intensive and slide/touch controls.

- Dishwasher safe stainless steel decorative aluminium filters
- Fully sealed AC Motor in weldless casing
- Metal bladed fan with Teflon finish



-  AC Motor
-  Gross airflow 1200m³/hr
-  Net airflow 965m³/hr²
-  Min 46dB noise level³
-  2 x 2W LED lamps
-  595w x 455d x 472-832h (mm)







ARGUS 90 WALL CANOPY

RHWC90TB | S/S WITH BLACK GLASS

Slim box wall canopy with three speeds + intensive and slide/touch controls.

- Dishwasher safe stainless steel decorative aluminium filters
- Fully sealed AC Motor in weldless casing
- Metal bladed fan with Teflon finish



-  AC Motor
-  Gross airflow 1200m³/hr
-  Net airflow 965m³/hr²
-  Min 46dB noise level³
-  2 x 2W LED lamps
-  595w x 455d x 472-832h (mm)







DUKE BLACK WALL CANOPY

RHWC1600B | S/S WITH BLACK GLASS

Large box wall canopy with two speeds + intensive. Touch controls with clock.

- Patented 'Cleaningless' filter
- Fully sealed AC Motor in weldless casing
- Patented 'Dual Wing' metal bladed fan
- Optimised 39° smoke collecting chamber
- Ultra deep smoke collecting chamber
- To be ducted only



-  AC Motor
-  Gross airflow 1600m³/hr¹
-  Net airflow 1163m³/hr²
-  Min 46dB noise level³
-  2 x 2W LED lamps
-  895w x 520d x 658-1000h (mm)








DUKE PURE BLACK WALL CANOPY

RHWC1600PBW | BLACK PAINTED STEEL + BLACK GLASS

Large box wall canopy with two speeds + intensive. Gesture & touch control.

- Patented 'Cleaningless' filter
- Fully sealed AC Motor in weldless casing
- Patented 'Dual Wing' metal bladed fan
- Optimised 39° smoke collecting chamber
- Ultra deep smoke collecting chamber
- To be ducted only



-  AC Motor
-  Gross airflow 1600m³/hr¹
-  Net airflow 1163m³/hr²
-  Min 46dB noise level³
-  1 x 4W LED strip light
-  Gesture control
-  895w x 520d x 658-1000h (mm)

* Exclusive model. Check website for details.

Powerpacks

When your kitchen designer says “hide it away”, an integrated rangehood is the way to go. A powerpack rangehood, also known as an undermount, is built into the cupboard above your cooktop. Some powerpack models offer recirculation where ducting to the exterior of the house isn’t possible.

RUM 520 POWERPACK

RUM52XCOM | STAINLESS STEEL

Powerpack (undermount) rangehood with three speeds and push button controls.

- Dishwasher safe micromesh filter
- Can be ducted or recirculated¹



 AC Motor

 Gross airflow 750m³/hr

 Net airflow 622m³/hr²

 Min 48dB noise level³

 2 x 3W LED lamps


 520w x 296d x 254h (mm)

RPC 520 POWERPACK

RPC3CL52MB/SS | MATTE BLACK & S/S FACE PLATES

Powerpack (undermount) rangehood with three speeds and electronic backlit button controls.

- Dishwasher safe S/S decorative aluminium filter
- Includes Matte black & S/S faceplates
- Can be ducted or recirculated¹




 DC Motor

 Gross airflow 700m³/hr

 Net airflow 615m³/hr²

 Min 31dB noise level³

 2 x 1.5W LED lamps


 520w x 296d x 254h (mm)

RPC 700 POWERPACK

RPC3CL70MB/SS | MATTE BLACK & S/S FACE PLATES

Powerpack (undermount) rangehood with three speeds and electronic backlit button controls.

- Dishwasher safe S/S decorative aluminium filter
- Includes Matte black & S/S faceplates
- Can be ducted or recirculated¹




 DC Motor

 Gross airflow 700m³/hr

 Net airflow 615m³/hr²

 Min 31dB noise level³

 2 x 1.5W LED lamps

 700w x 296d x 254h (mm)

RPG 520 POWERPACKS

RPG3CL52BK | BLACK GLASS

RPG3CL52WH | WHITE GLASS

Powerpack (undermount) rangehood with three speeds and gesture/touch controls.

- Dishwasher safe micromesh filter
- Perimeter extraction system
- Can be ducted or recirculated¹




 DC Motor

 Gross airflow 850m³/hr

 Net airflow 825m³/hr²

 Min 38dB noise level³

 2 x 1.5W LED strip lights

 520w x 296d x 307h (mm)

¹Powerpacks can be recirculated but it is not the recommended method. ²Net airflow data is assessed via the IEC61591 standard and includes a tolerance of 10% due to motor performance variations. ³Minimum noise level on power setting 1 is assessed via the IEC60704-2-13 standard.

RPG 750 POWERPACKS

RPG3CL75BK | BLACK GLASS
RPG3CL75WH | WHITE GLASS

Powerpack (undermount) rangehood with three speeds and gesture/touch controls.

- Dishwasher safe micromesh filter
- Perimeter extraction system
- Can be ducted or recirculated¹



- DC Motor
- Gross airflow 850m³/hr
- Net airflow 825m³/hr²
- Min 38dB noise level³
- 2 x 1.5W LED strip lights
- 750w x 296d x 307h (mm)

RPG 900 POWERPACKS

RPG3CL90BK | BLACK GLASS
RPG3CL90WH | WHITE GLASS

Powerpack (undermount) rangehood with three speeds and gesture/touch controls.

- Dishwasher safe micromesh filter
- Perimeter extraction system
- Can be ducted or recirculated¹



- DC Motor
- Gross airflow 850m³/hr
- Net airflow 825m³/hr²
- Min 38dB noise level³
- 2 x 1.5W LED strip lights
- 900w x 296d x 307h (mm)

RPI 520 POWERPACK

RPI3CL52SS | STAINLESS STEEL

Powerpack (undermount) rangehood with three speeds and electronic backlit button controls.

- S/S Baffle filter
- Reversible motor (can be ducted either from the top or rear)
- Ducted only




- AC Motor
- Gross airflow 900m³/hr
- Net airflow 752m³/hr²
- Min 40dB noise level³
- 2W LED strip
- 520w x 285d x 313h (mm)

RPI 820 POWERPACK

RPI3CL82SS | STAINLESS STEEL

Powerpack (undermount) rangehood with three speeds and electronic backlit button controls.

- S/S Baffle filters
- Reversible motor (can be ducted either from the top or rear)
- Ducted only



- AC Motor
- Gross airflow 900m³/hr
- Net airflow 752m³/hr²
- Min 40dB noise level³
- 3W LED strip
- 820w x 285d x 313h (mm)

¹Powerpacks can be recirculated but it is not the recommended method. ²Net airflow data is assessed via the IEC61591 standard and includes a tolerance of 10% due to motor performance variations. ³Minimum noise level on power setting 1 is assessed via the IEC60704-2-13 standard.

Island Canopy

If your kitchen has an island cooking area, this type of rangehood is for you. As well as looking good, island canopies have excellent extraction abilities. Air is typically ducted to the outside of your house through the roof.







RIJ 900 ISLAND CANOPY

RIJ3CL9BKDC | S/S WITH BLACK GLASS

Slim box island canopy with three speeds and touch controls.

- Dishwasher safe micromesh filters
- Designed to fit over an island cooktop
- Perimeter extraction system
- Ducted only



-  DC Motor
-  Gross airflow 850m³/hr
-  Net airflow 825m³/hr¹
-  Min 38dB noise level²
-  2 x 4W LED strip lights
-  900w x 600d x 660-1160h (mm)



Slideout/Tilterhood

A slideout/tilterhood rangehood is built into the area above your cooktop; lights and motor operate automatically when the hood is pulled open. A recirculation option is offered for when ducting to the exterior of the house isn't possible.







RO 600 SLIDEOUT

RO61SS/WH/80 | WHITE & S/S FACE PLATES

'Slideout' rangehood with two speeds and rocker switch controls.

- Dishwasher safe micromesh filters
- Includes interchangeable (white & S/S) faceplates
- Can be ducted or recirculated



	AC Motor
	Gross airflow 397m ³ /hr
	Net airflow 340m ³ /hr ¹
	Min 56dB noise level ²
	2 x 50W halogen lamps
	597w x 280-462d x 161h (mm)







RTA 600 TILTERHOOD

RTA3CI6WH | WHITE

'Tilterhood' rangehood with two speeds and rocker switch controls.

- Dishwasher safe micromesh filters
- Integrated door design
- Can be ducted or recirculated



	AC Motor
	Gross airflow 397m ³ /hr
	Net airflow 330m ³ /hr ¹
	Min 50dB noise level ²
	2 x 40W EC14 lamps
	598w x 270-450d x 380h (mm)

Compact Canopies

Compact canopies are positioned against the wall above your cooktop; they can be exposed to be a design feature or hidden away by being built into a cupboard. These models are well suited to recirculation type installations as well as external ducting.







RCA 600 COMPACT CANOPY

RCA2AI6WH | WHITE

Compact canopy rangehood with two speeds and rocker switch controls.

- Dishwasher safe micromesh filters
- Great for recirculation installation
- When ducting use our Robinhood Rear Ducting Kit: RHURCADUCTKIT



	AC Motor
	Gross airflow 375m ³ /hr
	Net airflow 300m ³ /hr ¹
	Min 55dB noise level ²
	1 x 40W incandescent lamp
	597w x 490d x 152h (mm)







RCA 600 COMPACT CANOPY

RCA2AI6SS | STAINLESS STEEL

Compact canopy rangehood with two speeds and rocker switch controls.

- Dishwasher safe micromesh filters
- Great for recirculation installation
- When ducting use our Robinhood Rear Ducting Kit: RHURCADUCTKIT



	AC Motor
	Gross airflow 375m ³ /hr
	Net airflow 300m ³ /hr ¹
	Min 55dB noise level ²
	1 x 40W incandescent lamp
	597w x 490d x 152h (mm)

Ducting (Uniduct®)

It's important that your rangehood has the right ducting so that 'dirty' air can be expelled to the outside. Uniduct Rangehood Ducting Systems have been developed to clear the air, quickly and quietly. The kits are simple to install and designed to fit a wide range of rangehoods.

UNIDUCT WALL DUCTING KIT

RHUTWSR150X | 1.5 METRE OF 150MM DIAMETER LIGHTWEIGHT ALUMINIUM SEMI-RIGID DUCTING

Everything you need to duct through the back wall. This kit is suitable for situations where rangehoods are fixed to an external wall and can be ducted directly to the outside.

- Includes 304 grade S/S wall outlet




UNIDUCT ROOF DUCTING KIT

RHUHRS150X | 2 X 100CM LENGTHS OF 150MM DIAMETER RIGID GALVENISED STEEL DUCTING

Everything you need to duct your rangehood vertically through the roof. This kit is suitable for situations where rangehoods can be ducted vertically to the outside through the roof cavity. (A qualified plumber or roofer is recommended for installation of the cowl to meet building standards).

- Includes galvanised steel roof cowl



UNIDUCT SOFFIT DUCTING KIT

RHUSSR150X | 3 METRES OF 150MM DIAMETER LIGHTWEIGHT ALUMINIUM SEMI-RIGID DUCTING

Everything you need to duct through the ceiling cavity to the soffit. This kit is suitable for situations where it is desirable to duct rangehoods to the outside through the soffit via the ceiling or mid-floor cavity.

- Includes 304 grade S/S soffit outlet



UNIDUCT REAR DUCTING KIT

RHURCADUCTKIT

Everything you need to duct your compact canopy rangehood through the back wall. This kit is designed for the Robinhood RCA series rangehoods.



Customer Care & Warranty



CUSTOMER CARE

Robinhood provide full customer support. Our friendly and experienced staff are here to help with any questions or comments you may have. Get in touch by phone or visit our website for more details.

SPARE PARTS

Spare Parts can be ordered through our New Zealand based Customer Service Call Centre:

ROBINHOOD NEW ZEALAND CALL CENTRE | +64 9 415 6000

Monday to Friday, 8.30am - 5.30pm, excluding public holidays

WARRANTY

Robinhood warrant the following products against manufacturing defects and faulty materials, under normal use, and subject to exclusions for a period of: **Rangehood, Ovens, Cooktops, Dishwashers, Refrigeration, Washing Machine, Clothes Dryers** - 24 months from the date of original purchase for domestic use. **Uniduct** - 12 months from the date of original purchase for domestic use. **Ironing Centre®** - 12 months from the date of original purchase for domestic use. **Laundry Tub** - 5 years on stainless bowl, 24 months on Tap, Cabinet and other components from the date of original purchase for domestic use. Terms and conditions apply and are subject to change. For full details refer to the Warranty Certificate (New Zealand) included with your purchase.

PRODUCT INFORMATION

Descriptions and images used in this catalogue apply to the models stated at the date of issue. Due to continual product development and from time to time, product specifications, features and aesthetics may change without notice. Although Robinhood take care to present the most accurate information as possible, all prospective customers should take due care to check with the retailer to ensure this catalogue describes what is being offered for sale. The information we provide in this catalogue is for reference purposes only and Robinhood will not be liable for any loss, liability or damage as a result of reliance of information within this catalogue. The colours of products represented in this catalogue are illustrated as close to actual as limitations allow.

Aluminium Filter

Charcoal Filter

Model	Part No.	Pack Size	Qty on Product	Part No.	Pack Size	Qty on Product
RWK3CL9G	B3525021200	Single	1 pc	RHRWKCF506	Single	1 pc
	B352506C043000010		2 pc			
RHWCAN60WK0HC	B3528020210	Single	2 pc	RHCF120	2 Pack	2 pc
RWY3CL6SS	B3525021200	Single	2 pc	RHCF120	2 Pack	2 pc
RWY3CL9SS			3 pc			
RWD3CL6SSDC	1300100235	Single	2 pc	RHCF115	2 Pack	2 pc
RWD3CL9SSDC	1300100103		3 pc			
RWE3CL6SSDC	1300100235	Single	2 pc	RHCF115	2 Pack	2 pc
RWE3CL9SSDC	1300100103		3 pc			
RWE3CL6MBDC	1300100235	Single	2 pc	ATCF110	2 Pack	2 pc
RWE3CL9MBDC	1300100103		3 pc			
RWJ3CL9BKDC	1300100017	Single	2 pc			
RHWC60X	MWHJ16000A00	Single	2 pc	CARBONFTLDEEU	2 Pack	2 pc
RHWC90X			3 pc			
RHWC60TB			2 pc			
RHWC90TB			3 pc			
RHWC60TG	MWKJ02000A00	Single	2 pc			
RHWC90TG						
RHWC1600B	Not Applicable			Not Applicable		
RHWC1600PBW	Not Applicable			Not Applicable		
RUM52XCOM	1300100068	Single	1 pc	ATCF110	2 Pack	2 pc
RPC3CL52SS/MB	1300100233	Single	1 pc	RHCF115	2 Pack	2 pc
RPC3CL70SS/MB	1300100120					
RPG3CL52BK	1300100443	Single	1 pc	ATCF110	2 Pack	2 pc
RPG3CL52WH						
RPG3CL75BK	1300100315	Single	1 pc	ATCF110	2 Pack	2 pc
RPG3CL75WH						
RPG3CL90BK	1300100444	Single	1 pc			
RPG3CL90WH						
RIJ3CL9BKDC	1300100035	Single	2 pc	Not Applicable		
RO61SS/WH/80	103794	Single	1 pc	14951	Single	1 pc
RTA3CI6WH	114514	Single	2 pc	2618	2 Pack	2 pc
RCA2AI6WH	115007	Single	2 pc	2534	2 Pack	2 pc
RCA2AI6SS						

Chimney Extension (if applicable)

Light

Model	Part No.	Inner/Outer	Total Length	For Stud Height	Type	Part No.	Qty on Product
RWK3CL6G	RHRWK3CL27	Inner	700mm	2.7m	Square LED	B622801092000010	2 pc
RWK3CL9G							
RHWCAN60WKOHC	RHWCAN60W27	Inner	700mm	2.7m	Square LED	B622401761000010	1 pc
RWY3CL6SS	RHRWY3CL27	Inner	700mm	2.7m	Square LED	B622801092000010	2 pc
RWY3CL9SS							
RWD3CL6SSDC	RWDRWJEXTKIT27/ RWDRWJEXTKIT30	Inner + Outer	1420mm / 2100mm	2.7m / 3.0m			
RWD3CL9SSDC							
RWE3CL6SSDC	2611 / 2612	Inner + Outer	1420mm / 2100mm	2.7m / 3.4m	Round LED	1400600304	2 pc
RWE3CL9SSDC							
RWE3CL6MBDC	2611MB	Inner + Outer	1420mm	2.7m			
RWE3CL9MBDC							
RWJ3CL9BKDC	RWDRWJEXTKIT27/ RWDRWJEXTKIT30	Inner + Outer	1420mm / 2100mm	2.7m / 3.0m	LED Strip	1400600074	1 pc
RHWC60X	EXTKITDEEU27/ EXTKITDEEU30	Inner / Inner + Outer	700mm / 1400mm	2.7m / 3.0m	Round LED	MXGD02000A	2 pc
RHWC90X							
RHWC60TB							
RHWC90TB							
RHWC60TG							
RHWC90TG							
RHWC1600B	EXTKITDECN27/ EXTKITDECN30	Inner / Inner	510mm / 810mm	2.7m / 3.0m	LED Strip	BZFD56000B	1 pc
RHWC1600PBW	EXTKITDECN30B	Inner	810mm	3.0m			
RUM52XCOM					Round LED	1400600420	2 pc
RPC3CL52SS/MB		Not Applicable			Round LED	1400600305	2 pc
RPC3CL70SS/MB							
RPG3CL52BK							
RPG3CL52WH							
RPG3CL75BK							
RPG3CL75WH		Not Applicable			LED Strip	1400600060	2 pc
RPG3CL90BK							
RPG3CL90WH							
RIJ3CL9BKDC		Not Applicable			LED Strip	1400600399	2 pc
RO61SS/WH/80		Not Applicable			Halogen Bulb	111020	2 pc
RTA3CI6WH		Not Applicable				Not Applicable	
RCA2AI6WH							
RCA2AI6SS		Not Applicable			Incandescent Bulb	115003	2 pc

