

Description: **ROBINHOOD SUPERTUB STX 8001 SERIES STANDARD 560MM**
Model Number: **STX8001**

Typical Design



Features and Benefits

Features

- Sleek design, fits all the needs for 21st century living;
- HDPE (High Density Polyethylene) construction for incredible strength and durability, and it's completely waterproof, rustproof, bacteria, stain and UV resistant and even fully recyclable;
- Seamless stainless steel and roomy tub;
- High quality stainless steel tapware for all water pressure;
- Modern overflow design;
- Huge storage drawers;
- Hidden plumbing;
- Clutter reducing baskets;
- High quality accessories included, sink caddy + accessory tray

Benefits

- Integrates into modern laundry;
- Increased strength and performance;
- Keeps water contained inside the bowl;
- Ease of operation;
- Easy organization and storage access;
- Long lasting and easy to clean;
- Corrosion resistant for long life;
- Timeless good looking;
- Easy access for washing machine connections and hides unsightly hoses
- Giving a cleaner, more aesthetically pleasing appearance
- Allows washing machine to empty when tub is full
- Capable of working on all water pressure situations above 10 psi

Specifications

Technical data:

- Cabinet - 16mm thickness HDPE construction
- Sink – 1.0mm thickness brushed stainless steel; overall size 510*520*200mm; bowl size 440mm*450mm; 36.5L capacity
- Tap – Gooseneck mixer with swivel spout; S/S 304; WM Licence No. WM-022329
- WELS rating 5 star rated (Australia): 5.5 litres per minute

Tapware performance data: (L/min)

Tapware	150kPa		250kPa		350kPa		500kPa		Nominal flow rate
	1 st	2 nd	1 st	2 nd	1 st	2 nd	1 st	2 nd	
STXTAP7107	4.9	4.96	5.46	5.42	5.82	5.77	6.04	6.02	5.39 (5 Star)
	Average		Average		Average		Average		
	4.93		5.44		5.8		6.03		
	Difference between the highest and lowest average: 5.8-4.93=0.87 Difference between the highest average flow rate and upper limit: 5.8<6.0 Difference between the lowest average flow rate and lower limit: 4.93>4.5								

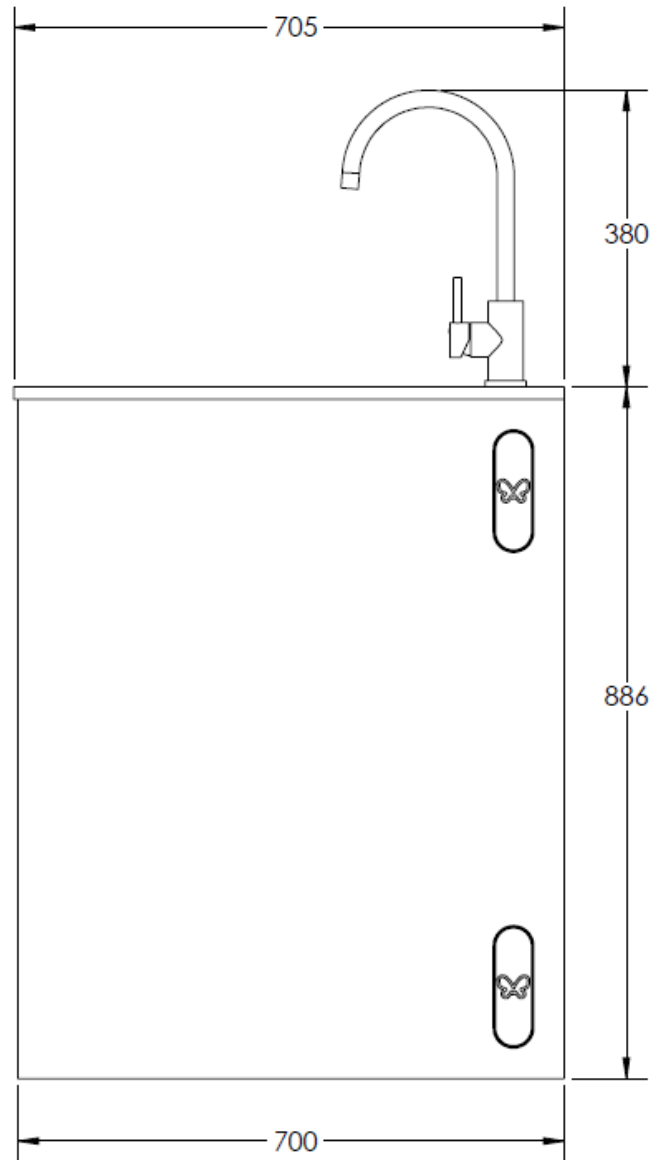

Nett Weight: 52 Kg

Carton Weight: 54.4 kg

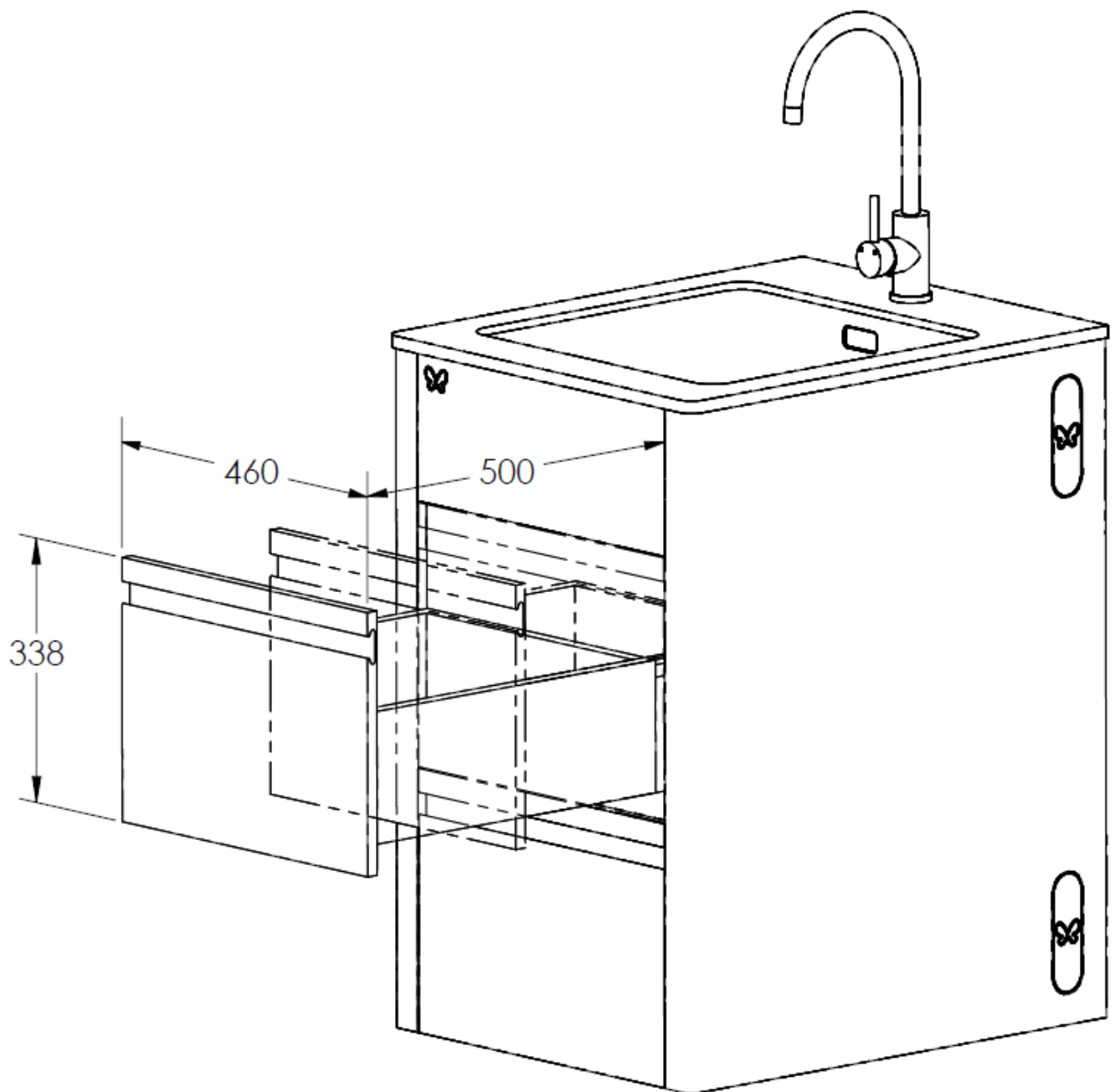
Carton Dimension (mm): 905H x 595W x 720D

Volume (m3): 0.388 m³

Plan View Dimensions



Drawer Dimensions and Overview



New Zealand

Monaco Corporation Ltd
Telephone: (09) 415 6000
Facsimile: (09) 415 7400
Email: enquiries@robinhood.co.nz
www.robinhood.co.nz

Australia

Shriro Australia Pty Ltd
ABN 28 002 386 129
Telephone: 1800 648 556
Facsimile: 1800 628 577
Email: enquiries@robinhood.com.au
www.robinhood.com.au