

Description: **ROBINHOOD SUPERTUB STX 8001 SERIES WORKSTATION 1200MM**  
Model Number: **STX8001WRK**

## Typical Design



## Features and Benefits

### Features

- Sleek design, fits all the needs for 21<sup>st</sup> century living;
- HDPE (High Density Polyethylene) construction for incredible strength and durability, and it's completely waterproof, rustproof, bacteria, stain and UV resistant and even fully recyclable;
- Seamless stainless steel and roomy tub;
- High quality stainless steel tapware for all water pressure;
- Modern overflow design;
- Huge storage drawers;
- Hidden plumbing;
- High quality accessories included, sink caddy + accessory tray + storage basket & bucket

### Benefits

- Integrates into modern laundry and meet all laundry requirement;
- Increased strength and performance;
- Keeps water contained inside the bowl;
- Ease of operation;
- Easy organization and storage access;
- Long lasting and easy to clean;
- Corrosion resistant for long life;
- Timeless good looking;
- Easy access for washing machine connections and hides unsightly hoses
- Giving a cleaner, more aesthetically pleasing appearance
- Allows washing machine to empty when tub is full
- Capable of working on all water pressure situations above 10 psi

## Specifications

### Technical data:

- Cabinet - 16mm thickness HDPE construction
- Sink – 0.9mm thickness soft silk finished stainless steel; overall size 1150\*520\*210mm; bowl size 400mm\*450mm; 36.5L capacity
- Tap – Gooseneck mixer with flexi hose; S/S 304; WM Licence No. WM-022329
- WELS rating 5 star rated (Australia): 6 litres per minute

### Performance data:

Tapware	150kPa		250kPa		350kPa		500kPa		Nominal flow rate
	1 <sup>st</sup>	2 <sup>nd</sup>	1 <sup>st</sup>	2 <sup>nd</sup>	1 <sup>st</sup>	2 <sup>nd</sup>	1 <sup>st</sup>	2 <sup>nd</sup>	
STXTAP7505	4.9	4.87	5.99	5.97	6.14	6.14	6.46	6.45	5.67 (5 Star)
	Average		Average		Average		Average		
	4.89		5.98		6.14		6.46		
	Difference between the highest and lowest average: $6.14 - 4.89 = 1.25$ Difference between the highest average flow rate and upper limit: $6.14 - 6.0 < 1.0$ Difference between the lowest average flow rate and lower limit: $4.89 > 4.5$								

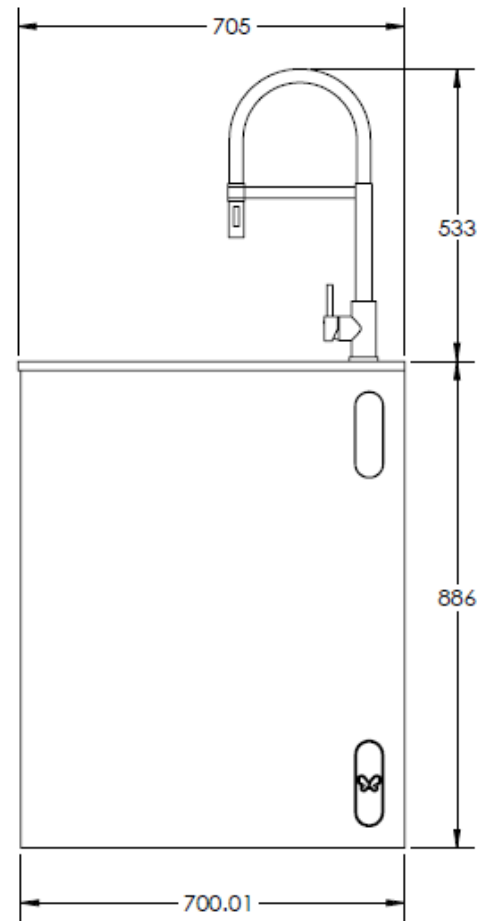
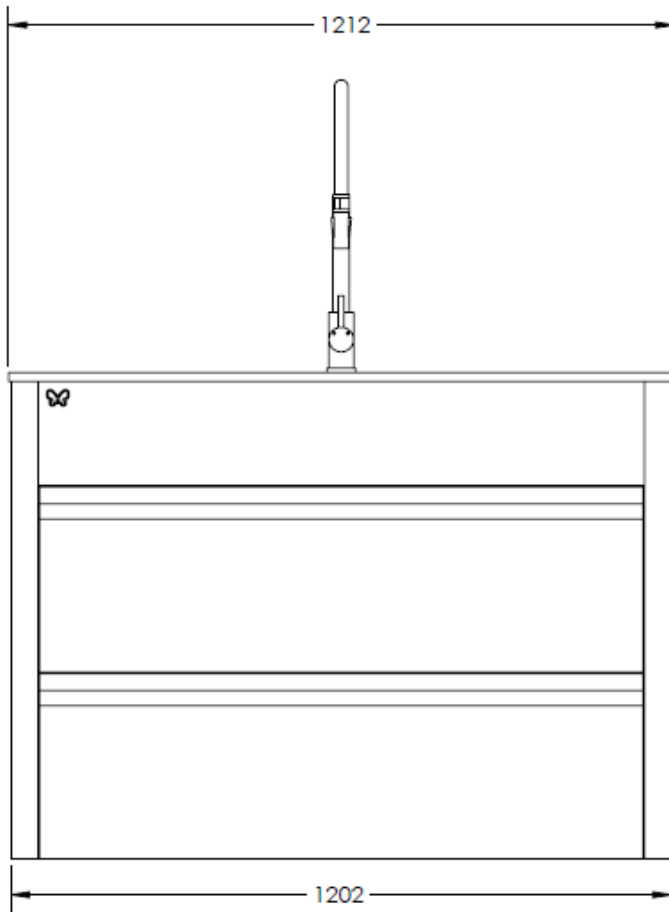
**Nett Weight:** 80 Kg

**Carton Weight:** 83 kg

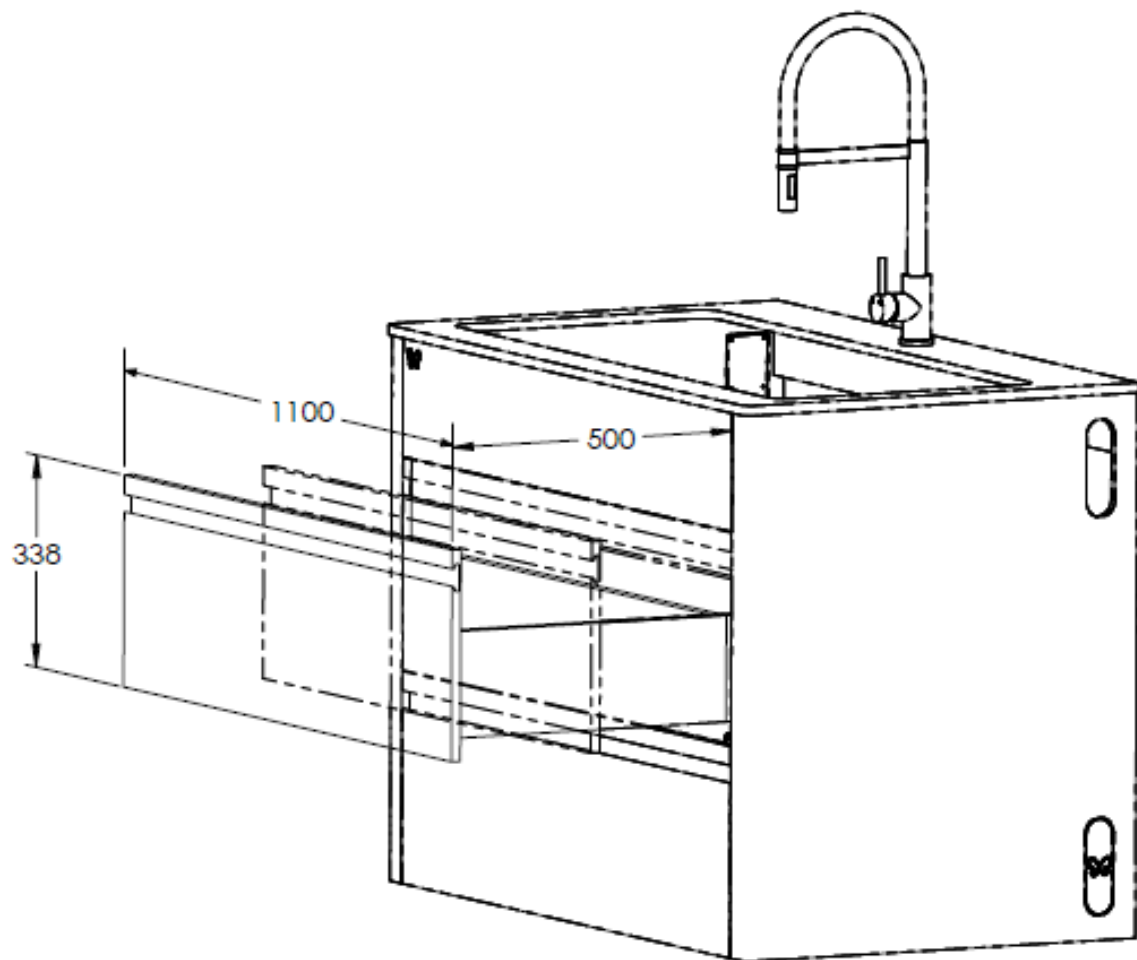
**Carton Dimension (mm):** 905H x 1230W x 720D

**Volume (m3):** 0.801 m<sup>3</sup>

## Plan View Dimensions



## Drawer Dimensions and Overview



### New Zealand

Monaco Corporation Ltd  
Telephone: (09) 415 6000  
Facsimile: (09) 415 7400  
Email: [enquiries@robinhood.co.nz](mailto:enquiries@robinhood.co.nz)  
[www.robinhood.co.nz](http://www.robinhood.co.nz)

### Australia

Shriro Australia Pty Ltd  
ABN 28 002 386 129  
Telephone: 1800 648 556  
Facsimile: 1800 628 577  
Email: [enquiries@robinhood.com.au](mailto:enquiries@robinhood.com.au)  
[www.robinhood.com.au](http://www.robinhood.com.au)