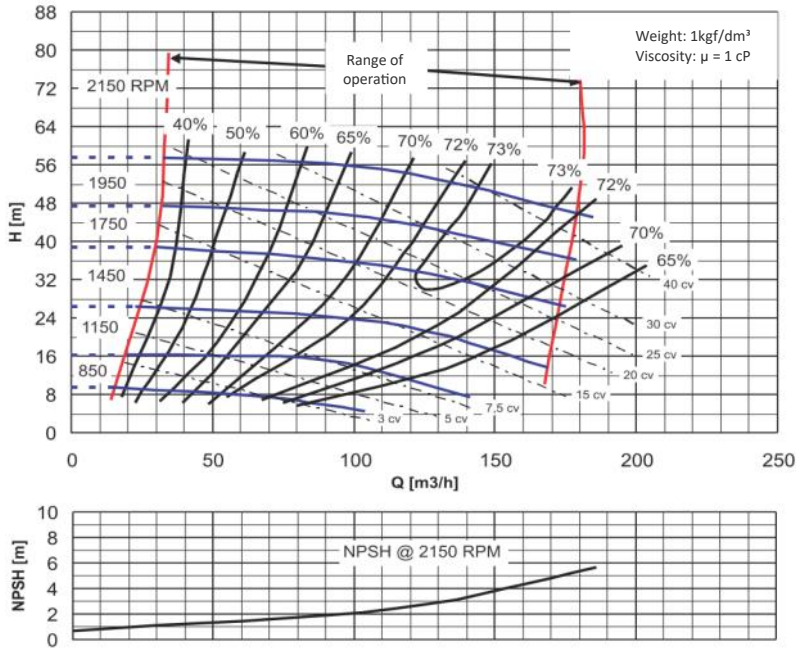




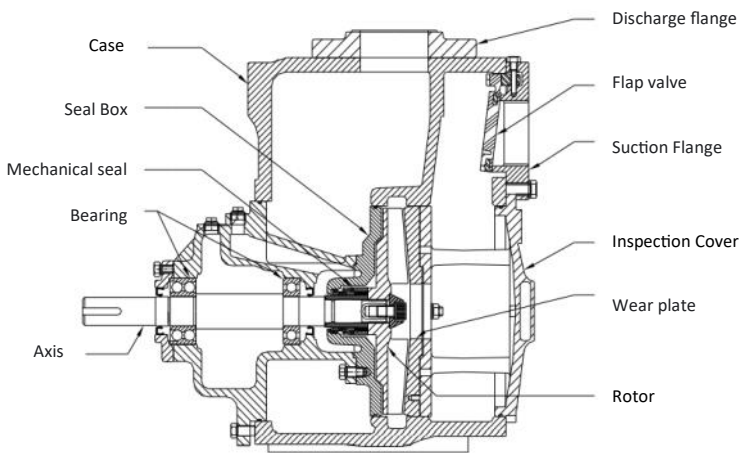
**EP4**

# TORO EP4

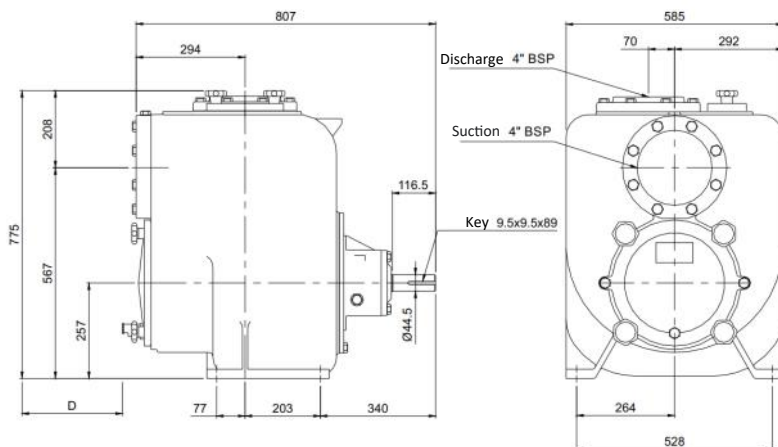
## Performance Curves



## Cutaway View



## Dimension



## Specification

Maximum flow	180 m <sup>3</sup> /h
Maximum head pressure	56 m
Maximum speed	2150 rpm
Weight	227 kg
GD <sup>2</sup>	1 (kg m <sup>2</sup> )
Solid diameter	1"
Suction flange diameter	4" BSP
Discharge flange diameter	4" BSP
Rotor diameter	11"
Drain Connections Diameter	1" BSP

## Priming Height

850 rpm - 2.4m
1150 rpm - 3m
1450 rpm - 3.6m
1750 rpm - 3.9m
1950 rpm - 4.5m
2150 rpm - 5.2m

## About TORO

Toro E self-priming pumps are the result of listening to our customers. Used on numerous projects around the world, they meet the demand for a self-priming pump with the same level of service and support as other Intrax products. Toro E is the ideal robust solution for a wide range of industries, highlighting conventional and lithium mining, chemical and petrochemical, among others. Available in a series of state-of-the-art coatings, they provide a finish resistant to abrasion and corrosion, guaranteeing the correct operation with dirty fluids or with suspended particles.