


Disappearing Four Patch

SEWERS CLUB

Sewing, delivered.



Unfinished Block Size: 8.5" x 8.5"



Fabric A
(1) 5" x 5"




Fabric B
(1) 5" x 5"




Fabric C
(2) 5" x 5"

For this block it is recommended fabric C be a background or blender fabric.

Variation A

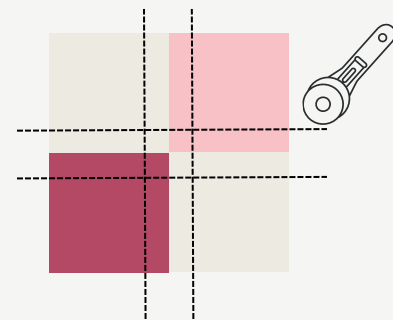



Variation B




Sewing Instructions

1. Arrange your squares so the print squares are on opposite corner. Sew together into two rows. Press to the dark side.
2. Sew the rows together to make one block. Iron seam open.
3. With right side facing up, cut the block 1 inch from each sewn center seam. This should create 9 block pieces.



Variation A

1. Rotate the left center and right center piece 180 degrees. Rotate the top middle, and bottom middle piece 180 degrees.
2. Rotate the middle center piece 180 degrees.
3. Sew the rows together and press the seams open.
4. Trim the block to 8-1/2" square.



Variation B

1. Swap the left center and right center piece, then swap the top middle, and bottom middle piece.
2. Sew the rows together and press the seams open.
3. Trim the block to 8-1/2" square.

