


# Annie's Choice Block

## SEWERS CLUB

Sewing, delivered.



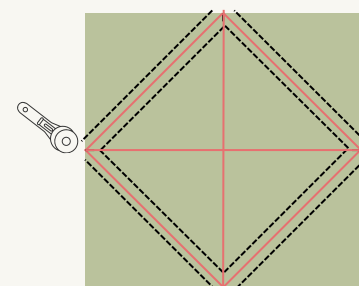
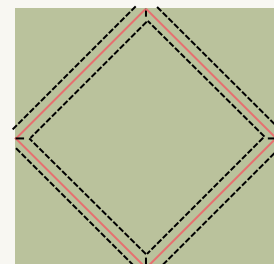
Unfinished Block Size: 12" x 12"



### Sewing Instructions

#### Making the HST's

1. Place one Fabric A and one Fabric B square good sides together and mark the middle of each side. Draw 4 diagonal lines attaching the points together.
2. Sew 1/4 inch away from either side of the lines. Iron the block, then cut it in half vertically, horizontally, and on the diagonal lines you drew. This should create 8 pieces.
3. Iron the pieces open to the dark side and trim to 3-1/2" square. Repeat on the remaining 9" squares.



#### Assembling the block

1. Lay out the block pieces as shown below. Sew together one row at a time. Press seams to one side, or open. Stitch the rows together to make the block.
2. Trim to 12" square.

