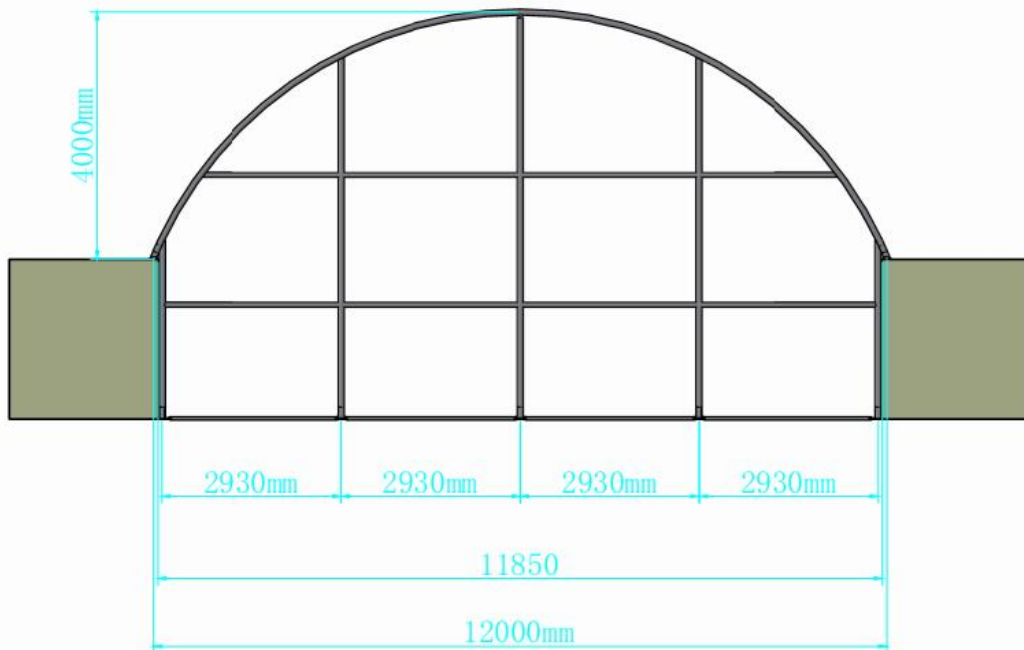
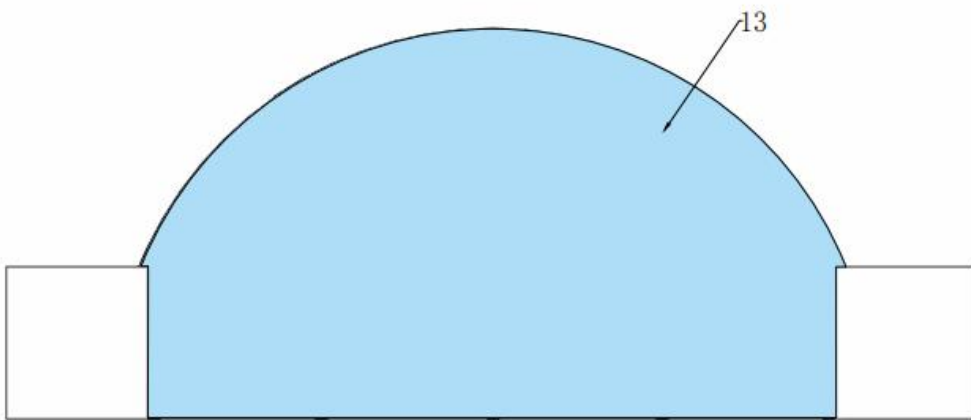


Back wall for C404013

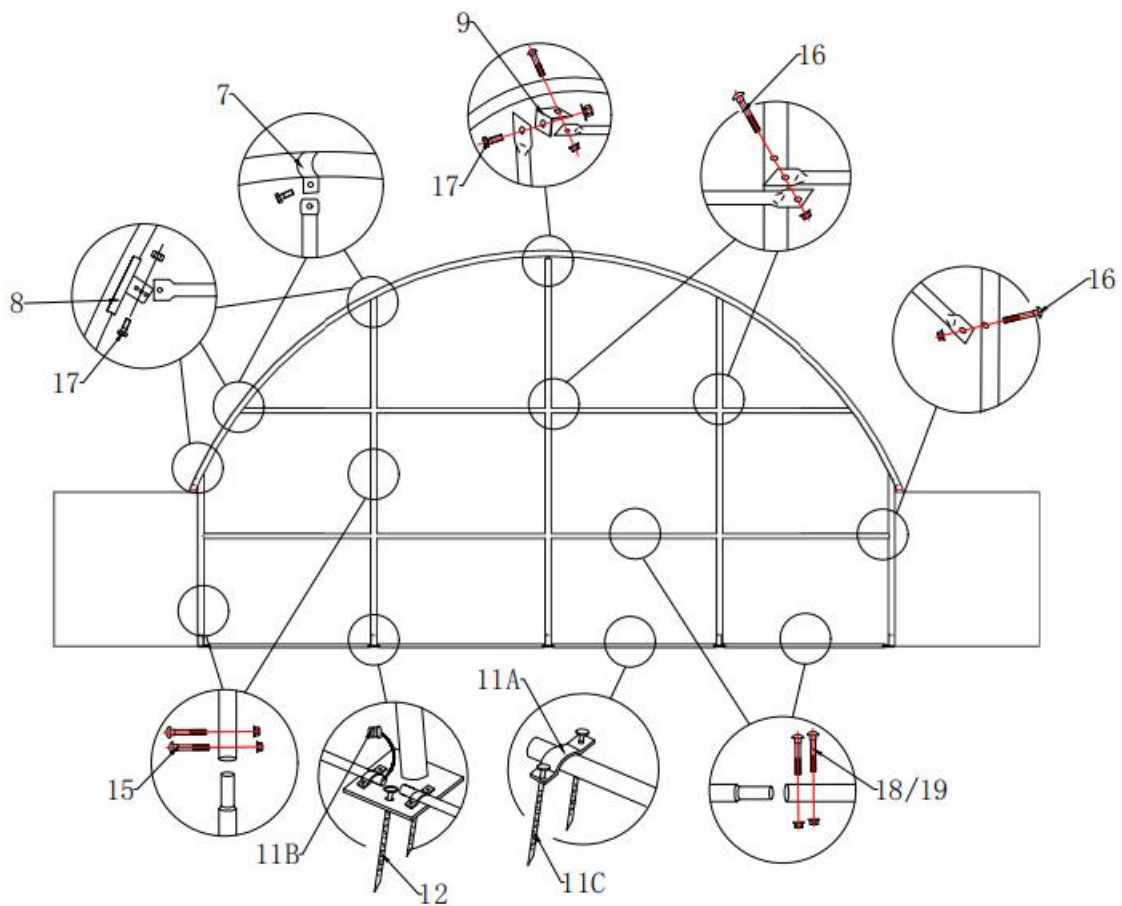
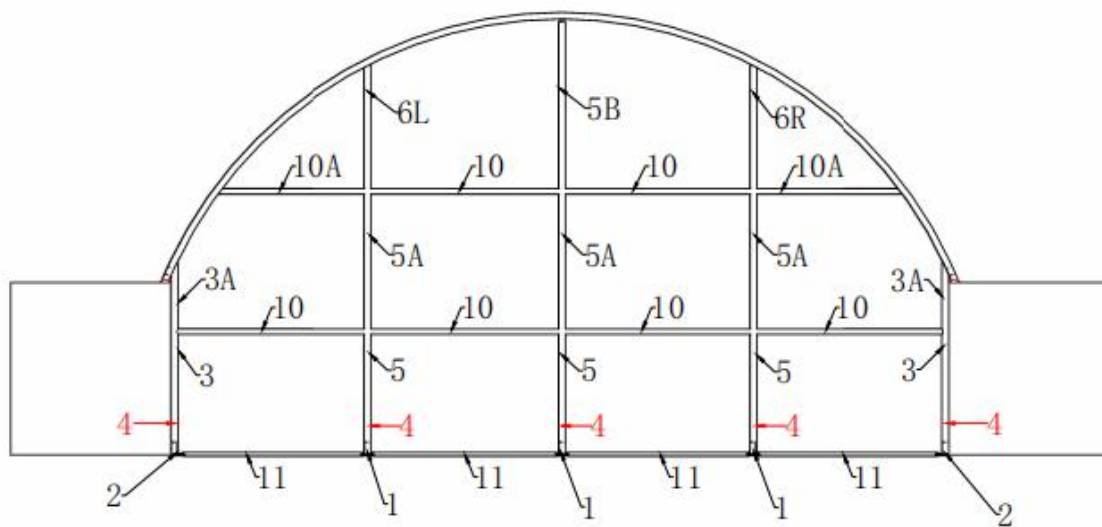
Back wall closed

(suitable for 40GP and 40HQ containers)

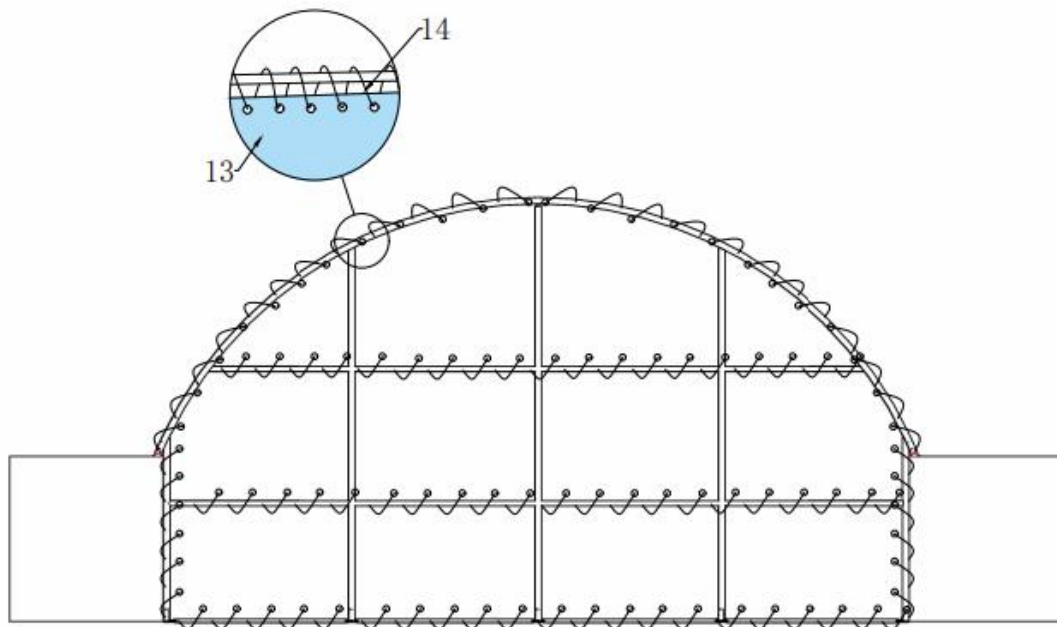


Parts List		
Qty	Description	Qty
1	Base plate at middle of back wall	3
2	Base plate at side of back wall	2
3	Side Below standing leg next to the container	2
3A	Side upper standing leg next to the container	2
4	Added standing legs to suit HQ container	5
5	Below standing leg	3
5A	Middle standing leg	3
5B	Middle upper standing leg	1
6L	Side upper standing leg at left	1
6R	Side upper standing leg at right	1
7	clip	7
7A	bolt for clip	14
8	Welded iron for frame	5
9	2 holes angle iron	1
10	Middle Horizontal tubes	6Group
10A	Side Horizontal tubes	2
11	Bottom tensioning tubes for back wall	4Group
11A	Protection parts	4
11B	End cap	8
11C	Expansion screw M12*100	10
12	Expansion screw M16*150	12
13	Back endwall cover	1
14	Rope	160m
15	Carriage bolts M10*90	46
16	Carriage bolts M12*110	16
17		5
17	Bolts M10*30	10
18	Carriage bolts M8*80	20
19	Carriage bolts M8*60	16

A---Back wall assembly



According to above Figure to find out all spare parts for back wall, connect them together by use screw, make sure the spacing. There are Expansion screw for base plates.



Find out the back cover(No.13), use ropes(No.14) to tie it to the back wall.
Adjust and tighten them once per month after assembly to make sure them works perfect.