

Catalog Number	
Project	Type

## FEATURES & SPECIFICATIONS

**POLE** — The pole shaft is fabricated from hot rolled carbon steel having a minimum yield of 50,000 PSI and conforms to ASTM A500 grade C requirements. The shaft construction is a single piece of formed steel welded longitudinally. The hand hole is located 1' above the pole base. A ground lug is provided standard.

**ANCHOR BASE** — The anchor base is fabricated from a structural quality hot rolled carbon steel plate that has a minimum yield strength of 36,000 PSI. The anchor base telescopes the pole shaft and has a circumferential weld on the top and bottom.

**BASE COVER** — A full base cover is provided which encapsulates the base plate and anchor bolts to provide a clean transition from pier to pole.

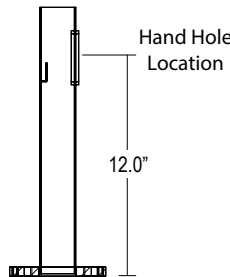
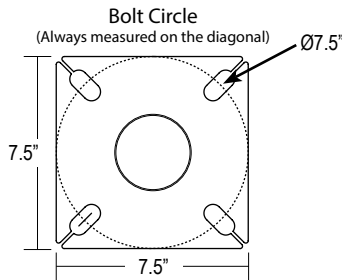
**FINISH** — A Super Durable Polyester powder coat finish is electrostatically applied in our state of the art paint facility. Standard colors available: Black, Bronze, US Green, White. Custom colors available upon request. Galvanizing and T-Guard treatments available upon request. Additional warranty extensions available with these treatments.

### Technical Data

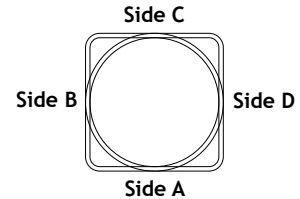
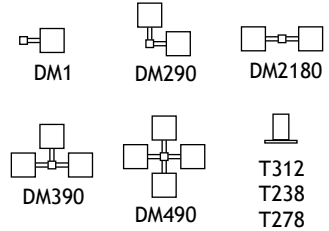
Nominal Pole Height	10'-0"
Shaft Dimensions	10' x 3"
Wall Gauge	11 Gauge
Bolt Circle	7.5"
Bolt Size	3/4" x 18" x 3"
Base Plate Dimensions	7.5" sq. x .75" thk.
Est. Shipping Weight	73 lbs

### Max EPA (1.3 Gust)

90 mph	11.3
100 mph	9.0
110 mph	7.2
120 mph	5.8
130 mph	4.8
140 mph	4.0



### Mounting Options



### Drilling Locations

Sides	A	B	C	D
Hand Hole	X			
DM1	X			
DM290	X	X		
DM2180		X		X
DM390	X	X		X
DM490	X	X	X	X

Example: **10 3 11 BZ T238 KAB341875R**

Pole Height	Pole Size	Pole Gauge	Color	Mounting	Drill Pattern
<b>10</b> 10' Nominal	<b>3</b> 3" Round	<b>7</b> 7 Gauge	<b>BK</b> Black	<b>DM1</b> Drill One Side	<b>Blank</b> None - for Tenon Mounting
<b>15</b> 15' Nominal	<b>4</b> 4" Round	<b>11</b> 11 Gauge	<b>BZ</b> Bronze	<b>DM290</b> Drill 2 Sides at 90°	<b>S</b> SSA Drill Mount Pattern
<b>20</b> 20' Nominal	<b>5</b> 5" Round		<b>WH</b> White	<b>DM2180</b> Drill 2 Sides at 180°	<b>V</b> VSA Drill Mount Pattern
<b>24</b> 24' Nominal			<b>GR</b> US Green	<b>DM390</b> Drill 3 Sides at 90°	
<b>30</b> 30' Nominal			<b>GLV</b> Galvanized	<b>DM490</b> Drill 4 Sides at 90°	
<b>35</b> 35' Nominal			<b>GLVP<sup>1</sup></b> Galvanized and Painted	<b>T238</b> 2-3/8" OD Tenon (Standard)	
			<b>TG<sup>1</sup></b> T-Guard Internal Coating	<b>T278</b> 2-7/8" OD Tenon	
			<b>SP</b> Special	<b>ND</b> No Drilling	

### Accessories (Order as separate line items)

**KAB341875R** AB Kit (4) 3/4" x 18" Bolts and Rigid Template  
**KAB3418G75R** AB Kit (4) 3/4" x 18" Galvanized Bolts and Rigid Template

**TLGFIA** Ground Fault Receptacle  
**PHH<sup>2</sup>** Additional Hand Hole

### NOTES

- Must specify paint color in addition to these coating options (Example: GLVPBZ; TGBZ; GLVPTGBZ).
- Please note location for additional hand hole when ordering. See Drilling Locations diagram for location designations.