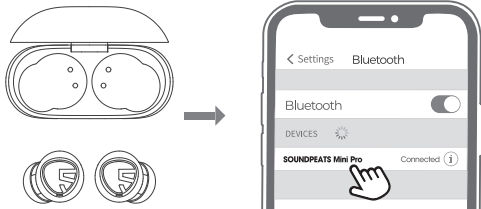


## First Start



Open the charging case lid and take out both earbuds, then remove the insulating film and put them back.

1. The earbuds automatically pair to each other after being taken out from the charging case. LED indicator on main earbud flashes in red and white, the second earbud stays in white.
2. Activate Bluetooth on the device, and choose "SOUNDPEATS Mini Pro" on Bluetooth list to pair.

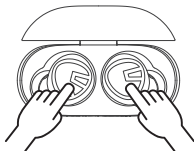
## ANC Mode

Press and hold the left MFB for 1.5 second, switch from Normal mode/ ANC ON/ Pass through mode.

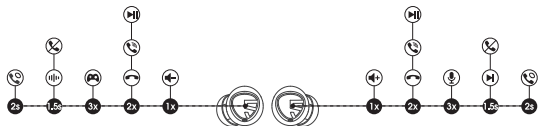


## Reset

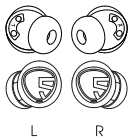
1. Clear the pairing record from your device.
2. Place back both earbuds into charging case and make sure they are in charging status.
3. Press and hold both buttons for 10s until both LEDs flash in red and white twice, reset complete.



## Product Diagram



## Wearing



## Touch Control

Power On	Auto: Open up the case lid and take out the earbuds Manually: Press and hold the MFB for 1.5s
Power Off	Auto: Place back the earbuds Manually: Press and hold the MFB for 10s
Play / Pause	Double tap the MFB
Volume -	Single tap the left MFB
Volume +	Single tap the right MFB
Next Track	Press and hold right MFB for 1.5s
Answer / Hang Up Phone Call	Double tap the MFB
Reject Phone Call	Press and hold the MFB for 1.5s
Switch Between Two Calls	Press and hold the MFB for 2s
Manually Enter Pairing Mode	Press and hold the MFB for 6s
Activate Voice Assistant	Triple tap the right MFB
Enter/Exit Game Mode	Triple tap the left MFB
Normal Mode/ ANC Mode/ Transparency Mode	Press and hold left MFB for 1.5s

## Q&A

### Q1: What does the LED of earbuds mean?

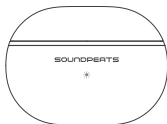
The LED indicators of earbuds stay red when it is in charging, disappear when fully charged.

### Q2: What does the LED on the charging case tell?

Green	100%-50%
Yellow	49%-10%
Red	Less than 10%

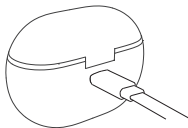
While charging the charging case, the LED flashes slowly.

Red	Less than 20%
Yellow	20% - 69%
Green	70% - 99%
Stays in Green	100%



**Q3: How to charge the case?**

1. Use a Type-C adapter to charge the case (current not over 1A).
2. Please charge the earbuds and case at least once per 3 months when not in use for a long time.

**Q4: Why are the earbuds still connected to my phone after placing back?**

1. The charging case is out of battery. The case will not turn off the earbuds if the case battery is dead.
2. Please make sure the earbuds sit well in the charging case, and the charging contactors on both the earbuds and charging case are clean. Please try something like microfiber cloth to clean the contactors.

**Q5: The battery life is not as advertised?**

A single charge will not give you 21 hours playtime constantly. The earbuds work around 7 hours per charge with normal mode, 5 hours per charge with ANC mode. The charging case provides another 2 recharges.