




1 Tighten the bolts on both sides (9 bolts per side).



2 Insert all parts



6 The arrow on the lock should be pointing to the direction of the bolt when squeezing




7 Tighten the lock clock-wise till the arrow will point opposite direction of the bolt. Do not overtighten or the lock can be damaged! Do it for all of the locks on both sides.



3 Place second side on top, make sure all screws went into the holes.




4 Make sure this part are well inserted into cut-out on both sides before locking



8 Insert removable step into one of the 3 available positions **IMPORTANT!** Removable safety plank should be used only with highest removable step position..



9 Usage of removable safety plank:  
A. Insert one side of the plank into cut-out.



5 Squeeze all locks into holes



B. Make sure the lock is UNLOCKED before inserting and push the plank till the end of cut-out. Use the key to do so.



C. Lock it and check that you cannot remove the plank after locking it. **IMPORTANT!** Keep it locked at all times when safety plank is used! Remove the key.

## **WARNING!!!**

- The tower can only be used with adult supervision!
- To insure your child's safety and for your own peace of mind, be sure to follow instructions properly. Failure to follow these warnings and assembly instructions could result in serious injury.
- Before each usage or assembly, inspect the tower for damaged hardware, loose joints, missing parts.
- Before using the tower make sure that child can stand stable in it.
- Additional front protection is designed for use with the highest position of standing step.
- Do not leave key in the lock, child can put it in the mouth!

## **FOR NO COATED ITEMS:**

- Uncoated wood quickly loses its aesthetic appearance, so we recommend coating the product with oil, varnish, paint, etc. to protect the wood from external influences.

## **FOR OILED ITEMS:**

- Our items are made to order, so a new item can have an oil smell that will disappear over 1-2 weeks. The oil is organic, 0% VOC, so it is completely safe to use for children from dispatching time.
- We recommend cleaning with a dry cloth for the first 2 weeks without intensive rubbing and without using cleaners.
  - After 2 weeks stains can be cleaned with a cloth moistened with water or a non-alcoholic cleaner.
- It is advisable to remove stains immediately and protect them from splashing with intense colors.
- The item can be refinished if necessary.



*Thank you for purchasing from us.*

*This item is made for you with love.*