

# **EXCEL**

**MAX  
LOAD  
100kg**



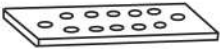



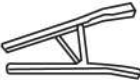









**SKU: 5158**

## **FLIP TOP WORKBENCH & FOLDABLE VISE WITH STAND**

**Exceltools.co.uk**

## ASSEMBLY INSTRUCTION SHEET

### A. PARTS LIST

NO	FIGURE	DESCRIPTION (MM)	QTY
#1		WORK- TOPS	2PCS
#2		SLIDE BASES	2PCS
#3		BOLTS M8	4PCS
#4		CROSSBARS	2PCS
#5		LEG FRAMES	2PCS
#6		PLASTIC FEET	4PCS
#7		WASHERS ø8	8PCS
#8		WOOD SCREWS	16PCS
#9		BOLTS M6	8PCS
#10		NUTS M6	8PCS
#11		NUTS M8	4PCS
#12		CHOCKS	4PCS
#13		WASHERS ø6	8PCS
#14		SPANNER	1PC

## B. ASSEMBLY STEPS: (PICTURE 2)

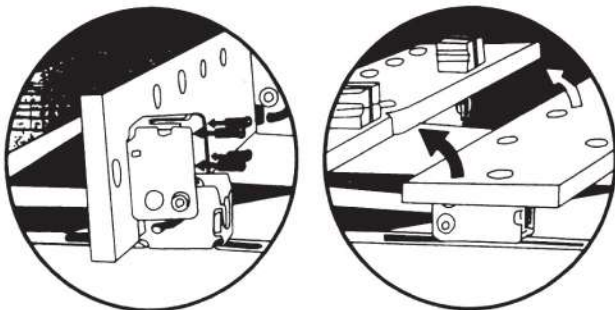
STEP 1: USE BOLTS (#9) WASHERS (#13) AND NUTS (#10) TO CONNECT CROSSBARS (#4) AND LEG FRAMES (#5)

STEP 2: USE WOODSCREWS (#8) TO CONNECT SLIDE BASES (#2) AND WORK –TOPS (#1) (PICTURE 1)

STEP 3: FIT LEG FRAMES (#5) INTO SLIDE BASES (#2), LINE UP HOLES IN SLIDE BASE WITH HOLES IN LEG FRAME. INSERT BOLTS (#3) AND WASHERS (#7) FROM OUTSIDE OF THE BASE AND ATTACH WASHERS (#7) AND NUTS (#11) FROM INSIDE. USE SCREWDRIVER AND SPANNER TO TIGHTEN SCREWS.

STEP 4: ATTACH PLASTIC FEET (#6) TO THE LEGS (#5). EACH FOOT MUST BE ATTACHED WITH LONGEST SIDE AT OUTER CORNER WHICH IS INDICATED BY ARROW INSIDE.

STEP 5: SELECT SUITABLE HOLES ON THE WORK – TOPS TO FIX CHOCKS (#12)

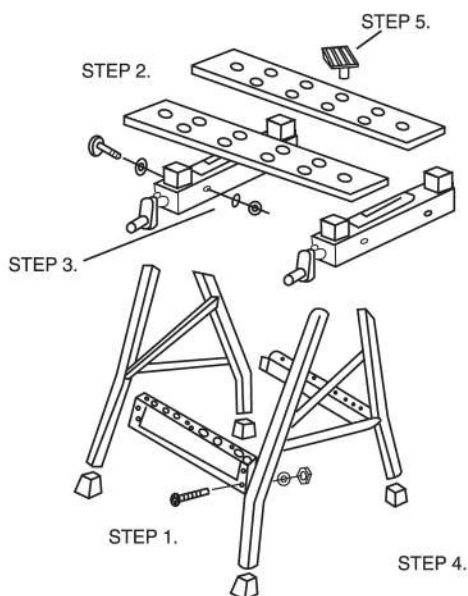


PICTURE 1

## SAFETY INSTRUCTION

PLEASE CAREFULLY NOTE THE FOLLOWING:

1. WHEN ASSEMBLING ENSURE PLASTIC FEET ARE ATTACHED SECURELY TO LEGS, HAND TIGHTEN ALL SCREWS AND BOLTS UNTIL SECURE.
2. DO NOT USE AS LADDER. NEVER STEP OR STAND ON CROSSBARS OR WORK TOPS.
3. DO NOT EXCEED THE RECOMMENDED MAXIMUM WEIGHT CAPACITY OF WORK TOPS (100KGS). ALWAYS LOWER HEAVY LOADS ONTO WORK TOPS SLOWLY, TO AVOID DAMAGING THE WORK BENCH.



PICTURE 2

**EXCEL**

---

**CONTACT US:**

**Tools4Trade Ltd.  
6 Fitzhamon Court,  
Bradwell Wolverton,  
Milton Keynes, MK12 6LB**

**PHONE:**

**01908 969966**

**Email:**

**[sales@tools4trade.co.uk](mailto:sales@tools4trade.co.uk)**