


Project	Item #	Quantity						
<div data-bbox="1461 100 1510 184" data-label="Image"> </div>								
<div data-bbox="1461 231 1510 724" data-label="Text"> <p>GLOBE FOOD EQUIPMENT COMPANY</p> </div>								
<div data-bbox="1461 787 1510 1186" data-label="Text"> <p>Meat Choppers</p> </div>								
<div data-bbox="1461 1690 1510 1984" data-label="Text"> <p>CC12/CC22</p> </div>								
<div data-bbox="146 189 763 829" data-label="Image"> </div>			<div data-bbox="771 199 1437 430" data-label="Section-Header"> <h1>  CC12/CC22 Meat Choppers </h1> </div> <div data-bbox="779 430 909 472" data-label="Section-Header"> <h2>Models</h2> </div> <div data-bbox="779 472 1218 556" data-label="List-Group"> <ul style="list-style-type: none"> <input type="checkbox"/> CC12 #12 Meat Chopper <input type="checkbox"/> CC22 #22 Meat Chopper </div> <div data-bbox="917 640 1047 745" data-label="Image"> </div> <div data-bbox="1153 640 1258 745" data-label="Image"> </div> <div data-bbox="178 840 470 882" data-label="Section-Header"> <h2>Standard Features</h2> </div> <div data-bbox="203 882 876 1417" data-label="List-Group"> <ul style="list-style-type: none"> • Powerful 1 HP (CC12) or 1 1/2 HP (CC22) high torque motor • Direct gear-driven transmission • Stainless steel housing, cylinder, worm gear, adjusting ring and product tray • Permanent grease lubricated gear box • Manual reset motor overload protection • Forward/reverse switch • Compact size and seamless construction • Capacity 250 lbs/hr (CC12) or 450 lbs/hr (CC22) • Top-mounted handle • Rubber feet • Seven-foot cord and plug </div> <div data-bbox="925 840 1266 882" data-label="Section-Header"> <h2>Optional Accessories</h2> </div> <div data-bbox="950 882 1177 934" data-label="List-Group"> <ul style="list-style-type: none"> <input type="checkbox"/> Stuffing Tube </div> <div data-bbox="925 976 1226 1018" data-label="Section-Header"> <h2>Standard Warranty</h2> </div> <div data-bbox="950 1018 1331 1060" data-label="List-Group"> <ul style="list-style-type: none"> • One-year parts and labor </div> <div data-bbox="178 1459 527 1501" data-label="Section-Header"> <h2>Standard Accessories</h2> </div> <div data-bbox="203 1501 600 1711" data-label="List-Group"> <ul style="list-style-type: none"> • Knife • Stainless steel product tray • 1/4" (6mm) plate • 5/16" (8mm) plate • Plastic food pusher </div> <div data-bbox="868 1711 1437 1764" data-label="Text"> <p>Approved By: _____</p> </div> <div data-bbox="974 1785 1437 1837" data-label="Text"> <p>Date: _____</p> </div> <tr> <td colspan="3"> <div data-bbox="146 1858 389 1984" data-label="Image"> </div> </td> <td> <div data-bbox="406 1869 1201 1963" data-label="Text"> <p>GLOBE FOOD EQUIPMENT COMPANY www.globeslicers.com</p> </div> </td> <td> <div data-bbox="1218 1858 1445 1984" data-label="Text"> <p>2153 Dryden Rd. Dayton, OH 45439 Phone: 937-299-5493 Phone: 800-347-5423 Fax: 937-299-4147</p> </div> </td> </tr>	<div data-bbox="146 1858 389 1984" data-label="Image"> </div>			<div data-bbox="406 1869 1201 1963" data-label="Text"> <p>GLOBE FOOD EQUIPMENT COMPANY www.globeslicers.com</p> </div>	<div data-bbox="1218 1858 1445 1984" data-label="Text"> <p>2153 Dryden Rd. Dayton, OH 45439 Phone: 937-299-5493 Phone: 800-347-5423 Fax: 937-299-4147</p> </div>
<div data-bbox="146 1858 389 1984" data-label="Image"> </div>			<div data-bbox="406 1869 1201 1963" data-label="Text"> <p>GLOBE FOOD EQUIPMENT COMPANY www.globeslicers.com</p> </div>	<div data-bbox="1218 1858 1445 1984" data-label="Text"> <p>2153 Dryden Rd. Dayton, OH 45439 Phone: 937-299-5493 Phone: 800-347-5423 Fax: 937-299-4147</p> </div>				



Meat Choppers

CC12/CC22

Specifications

Motor: 1 HP 8 amps (CC12) or 1 1/2 HP 16 amps (CC22), 115/60/1. Manual reset motor overload protection.

Transmission: Precision made gears and shafts, mounted on ball bearings. Permanent grease packed sealed gear box.

Switch: Conveniently mounted on side of machine, with Off, Forward and Reverse positions.

Construction: The seamless housing, cylinder, worm gear, adjusting ring and product tray are made of stainless steel for quick and easy cleaning. Rubber feet prevent the machine from moving during operation.

Capacity:

CC12: 250 lbs. of meat per hour
CC22: 450 lbs. of meat per hour

Cord and Plug: Attached is a seven-foot flexible 3-wire cord and plug that fits a grounded receptacle.

Worm Speed: 170 RPM's

Standard Equipment: Knife, 1/4" and 5/16" plates, stainless steel product tray and plastic food pusher.

Optional Accessories (CC12):

- Stuffing Tube
- Plate sizes available for model CC12:

CP02-12	1/16"	(2mm)
CP04-12	5/32"	(4mm)
CP06-12	1/4"	(6mm)
CP08-12	5/16"	(8mm)
CP10-12	3/8"	(10mm)
CP12-12	1/2"	(12mm)
CP14-12	9/16"	(14mm)
CP16-12	5/8"	(16mm)
CP18-12	11/16"	(18mm)

***CP00-12** stuffing plate

* Important: This plate must be used when stuffing sausage casings.

Dimensions: (CC12)

Net weight: 66 lbs. (29.9 kgs.)
Shipping weight: 77 lbs. (34.8 kgs.)
Box Dimensions:
12"W x 18"D x 16"H
(30.5cm x 45.7cm x 40.6cm)
Overall Length: 16.5" (41.9cm)
Overall Width: 9.25" (23.5cm)
Overall Height : 16.66" (42.3cm)

Optional Accessories (CC22):

- Stuffing Tube
- Plate sizes available for model CC22:

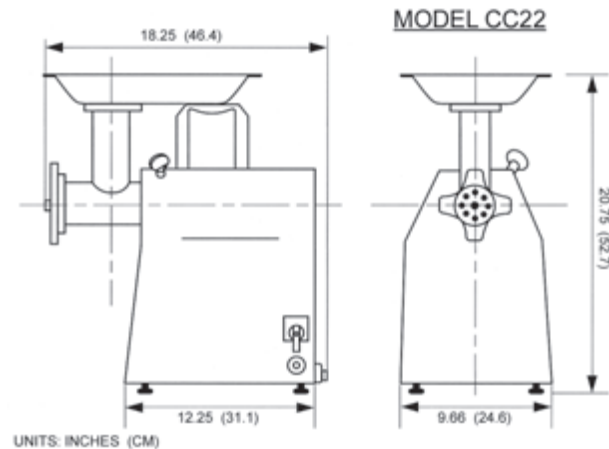
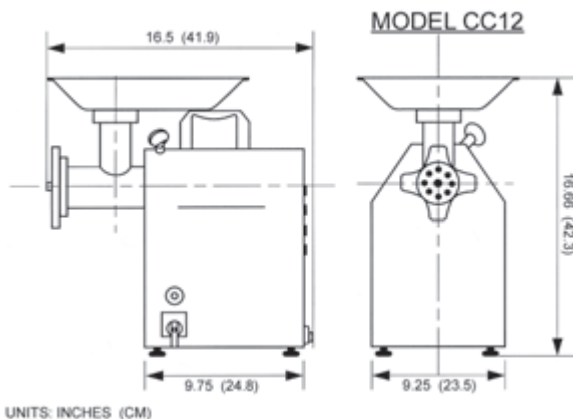
CP02-22	1/16"	(2mm)
CP04-22	5/32"	(4mm)
CP06-22	1/4"	(6mm)
CP08-22	5/16"	(8mm)
CP10-22	3/8"	(10mm)
CP12-22	1/2"	(12mm)
CP14-22	9/16"	(14mm)
CP16-22	5/8"	(16mm)
CP18-22	11/16"	(18mm)
CP20-22	3/4"	(20mm)

***CP00-22** stuffing plate

* Important: This plate must be used when stuffing sausage casings.

Dimensions: (CC22)

Net weight: 88 lbs. (39.9 kgs.)
Shipping weight: 95 lbs. (43 kgs.)
Box Dimensions:
15"W x 23"D x 23"H
(38.1cm x 58.4cm x 58.4cm)
Overall Length: 18.25" (46.4cm)
Overall Width: 9.66" (24.6cm)
Overall Height: 20.75" (52.7cm)



GLOBE FOOD EQUIPMENT COMPANY
www.globeslicers.com

2153 Dryden Rd.
Dayton, OH 45439
Phone: 937-299-5493
Phone: 800-347-5423
Fax: 937-299-4147

Printed in U.S.A. 3-2009

Specifications are subject to change without notice.