



## PLATFORMS & INSERTS



SOUND AND IMPACT ABSORBING FLOORING SOLUTIONS FOR  
X-RACKS AND X-CAGES



## Half Cages

The SLPI-HC includes a 6 x 8 foot platform and an insert that fits the Torque Fitness Half Cage, Squat Rack, Arsenal and Armament Systems.




## Power Cage

The SLPI-PC includes both a 6 x 8 platform and an insert that fits the Torque Fitness Power Cage perfectly.



Torque Fitness offers many different models of X-Racks and X-Cages besides what is shown here. See our website for more or contact us to customize a system for your space.



## Wall-Mount X-Racks

The SLPI-4WMR and SLPI-6WMR include a 6 x 8 foot platform and an insert that fits 4 foot depth wall mounted X-Racks (SLPI-4WMR) and 6 foot depth wall mounted X-Racks (SLPI-6WMR).

## 2-Sided X-Racks

The SLPI-4R and SLPI-6R each include two 6 x 8 foot platforms and an insert that fits 4 foot depth 2 -sided X-Racks (SLPI-4R) and 6 foot depth 2-sided X-Racks (SLPI-6R).

MODELS


## 6 Custom Kits

The Platforms & Inserts are sold as interlocking kits designed to fit different Torque Systems. X-Cage and Wall-Mount X-Rack kits contain one platform and one insert. 2-Sided X-Rack kits contain two platforms and one insert.




## Impact Absorption

The pressure molded waffle bottom is built to handle high impact training and absorb impact and noise, saving wear and tear on your bumper plates, bars and your existing floor.



Torque Fitness also offers a 4 ft x 6 ft (1.2 m x 1.2 m) equipment mat with beveled edges all around and made of the same material. This mat is perfect for benches where dumbbells are used.



## Made in USA

The material is comprised of .75 (19 mm) pressure molded rubber with a non-skid top surface and beveled edges around sides. The low profile allows benches to be easily rolled onto and prevents tripping hazards.

## FEATURES

## Interlocking

Each kit comes with interlocking pieces that fit together securely like a puzzle and can be installed in new or existing racks.

## X-Cage Platform & Insert - Half Cage

Model: SLPI-HC  
Platform Dimensions: 96 in (244 cm) x 72 in (183 cm)  
Insert Dimensions: 41.5 in (105 cm) x 54 in (137 cm)

## X-Cage Platform & Insert - Power Cage

Model: SLPI-PC  
Platform Dimensions: 96 in (244 cm) x 72 in (183 cm)  
Insert Dimensions: 41.5 in (105 cm) x 72 in (183 cm)

---

## X-Rack Platform & Insert - Wall Mounted Racks

Model: SLPI-4WMR  
Platform Dimensions: 96 in (244 cm) x 72 in (183 cm)  
Insert Dimensions: 40 in (102 cm) x 48.5 in (123 cm)

Model: SLPI-6WMR  
Platform Dimensions: 96 in (244 cm) x 72 in (183 cm)  
Insert Dimensions: 40 in (102 cm) x 78.4 in (199 cm)

## X-Rack Platform & Insert - 2-Sided Racks

Model: SLPI-4R  
Platform Dimensions: 96 in (244 cm) x 72 in (183 cm) Qty 2  
Insert Dimensions: 40 in (102 cm) x 55 in (140 cm)

Model: SLPI-6R  
Platform Dimensions: 96 in (244 cm) x 72 in (183 cm) Qty 2  
Insert Dimensions: 40 in (102 cm) x 85 in (216 cm)



### Beveled Edges

X-Rack inserts have beveled edges on the sides allowing users to walk through the rack without tripping. X-Cage inserts have flat edges that fit tight along the inside of the base frame.

### Compatibility

The X-Series Platforms and Inserts were designed specifically for Torque X-Racks and X-Cages, however they do fit some other manufacturers racks. Note, that because the mats are .75 in (19 mm) thick, they may fit under frame members.

SPECS