

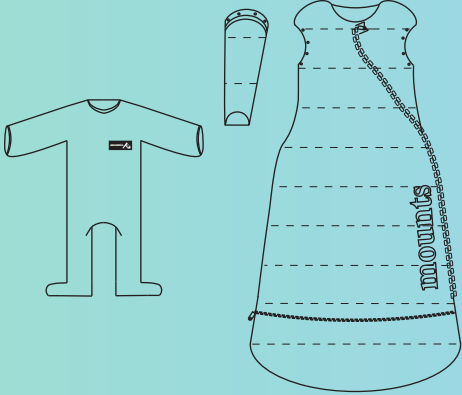


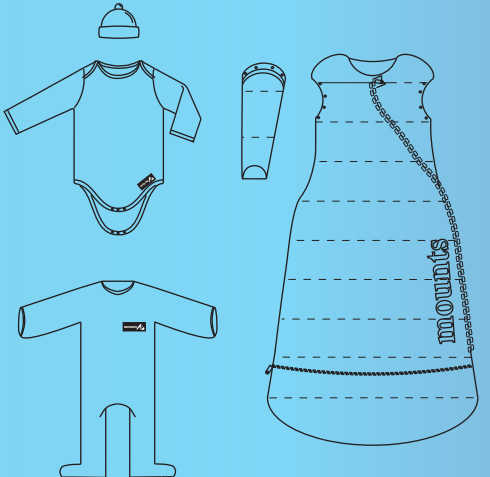


WHAT TO WEAR GUIDE

 <p>3.5 TOG</p>	15° - 18°C	10° - 15°C	5° - 10°C	-5° - 5°C
				

3.5 TOG and above for Outdoor Use Only

7 TOG				
12 TOG				

*Mounts can only make recommendations. Each baby/ toddler should be regularly checked for over heating or the cold and clothing adjusted accordingly. Outdoor environments can vary greatly depending on a variety of factors like bedding insulation and shelter.