



# Typhoon Changing an Adult Snell Helmet Shield

## Removal



## Installation



# Typhoon Changing an Adult Snell Helmet Shield

## Removal



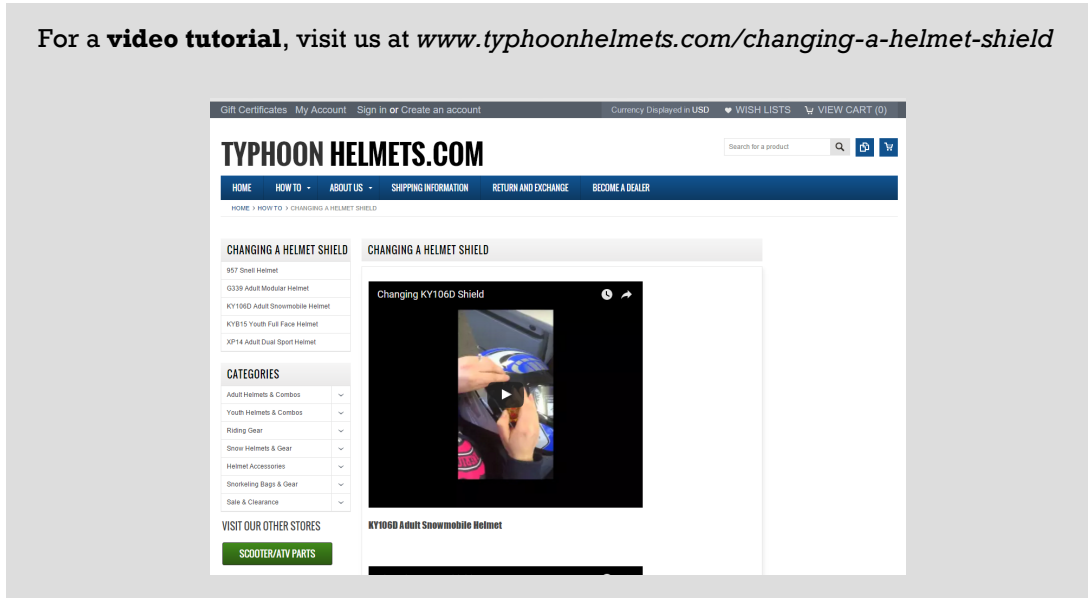
## Installation



**Cleaning your face shield:** Avoid using window cleaning products that contain alcohol or ammonia. Instead, use vinegar based products or warm water. Do not spray cleaning products directly on the shield. Wipe clean with a micro fiber cloth.

**Learn more at:** [typhoonhelmets.com/how-to-clean-a-motorcycle-helmet](http://typhoonhelmets.com/how-to-clean-a-motorcycle-helmet)

For a **video tutorial**, visit us at [www.typhoonhelmets.com/changing-a-helmet-shield](http://www.typhoonhelmets.com/changing-a-helmet-shield)



**Cleaning your face shield:** Avoid using window cleaning products that contain alcohol or ammonia. Instead, use vinegar based products or warm water. Do not spray cleaning products directly on the shield. Wipe clean with a micro fiber cloth.

**Learn more at:** [typhoonhelmets.com/how-to-clean-a-motorcycle-helmet](http://typhoonhelmets.com/how-to-clean-a-motorcycle-helmet)

For a **video tutorial**, visit us at [www.typhoonhelmets.com/changing-a-helmet-shield](http://www.typhoonhelmets.com/changing-a-helmet-shield)

