



Harness Size Guide





How to Measure

Step 1 (Neck): Wrap a soft tape measure around the widest part of your dog's neck (for most, this will be near their shoulders).

Step 2 (Chest): Measure the widest part of your dog's chest (for most, this will be at the middle of their rib cage).

Ensuring a proper fit: You should be able to easily slide two fingers between the harness and your dog's body - it should be snug, but not tight.



Size	Neck	Chest	References
XS	20–28 cm	30.5–38 cm	Chihuahua Yorkie Mini Pinscher 
S	25–35 cm	35–56 cm	Dachshund Pomeranian Jack Russell 
M	30–46 cm	46–71 cm	Beagle Goldendoodle Border Collie 
L	40–53 cm	63–97 cm	Labrador German Shepherd Vizsla 

NEW NECK BUCKLE

New batches of our S–L harnesses will now have an additional buckle at the neck for extra adjustability and easier on and off. Please note this feature is currently limited to the below options as we continue to transition into this new design:


- Size S:** Midnight, Mulberry & Peach
- Size M:** Midnight, Mulberry & Seafoam
- Size L:** Midnight & Peach

SIZING INFORMATION


Please note there may be a few cm of difference between colours as we continue to improve features of each batch. If your dog's measurements are on the cusp of a size, we recommend sizing up.

Worry-free size exchanges (UK only):
If you're unsure what size to get, order both and send one back for free. Please visit our "Exchanges & Returns" page for full details. Does not apply to warehouse sale items.

Westley in the wild



Small



Medium



Large