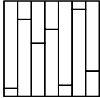





With a soft, medium brown palette and some warmer tones, Conde has velvety, smoky grey nuances. A brushed finish provides a uniquely weathered appearance providing a transitional backdrop with a lot of character.



Images shown are for illustration purposes only, actual product can vary.

Pattern Availability					
					
Plank	Herringbone	Chevron	Versailles		
Yes	Yes	Yes	No		

Specification Data					
Patterns	Solid		Engineered		
	Size	Thick.	Size	Thick.	Wear Layer
Plank	N/A	N/A	7-1/2" x 84"	9/16"	3.2mm
Plank	N/A	N/A	9-1/2" x 96-1/2"	9/16"	3.2mm
Plank	N/A	N/A	7-1/2" x 84"	13/16"	6mm
Plank	N/A	N/A	9-1/2" x 96-1/2"	13/16"	6mm
Plank	N/A	N/A	11-1/2" x 118"	13/16"	6mm
Herringbone	N/A	N/A	4-3/4" x 33"	13/16"	6mm
Chevron	N/A	N/A	4-3/4" x 30-5/16"	13/16"	6mm

*The Herringbone and Chevron pattern are also available in 9/16" thickness.

Accessories					
Product	Solid		Engineered		
	Size	Thick.	Size	Thick.	Wear Layer
Nosing	3" x 84"	13/16"	4-3/4" x 71"	13/16"	6mm

Note: treads and riser are not available.

Visual Characteristics			
Wood Species	European White Oak		
Finish	Lightly Brushed		
Oil	No oil - factory-applied Scratch-Resistant UV Oil Coating		
Knots	Solid	All Patterns	N/A
	Engineered	All Patterns	Filled
Edge Profile	Board lengths are micro-beveled, ends are straight		

Product Guidelines
Follow the National Wood Floor Association Installation Guidelines (NWFA)