



# SPA CHEMICAL STARTUP GUIDE

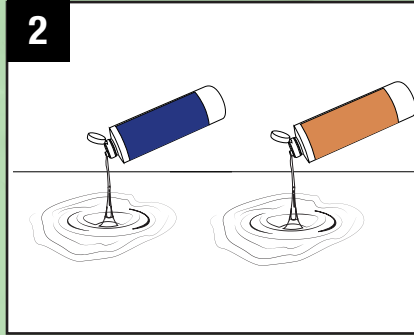
## WHILE TUB IS FILLING

1



**Kit Includes** Chlorine Granules, Spa Clear, Foam Free, Scale Control, Spa Shock, Alkalinity Booster, pH Up, pH Down, Test Strips

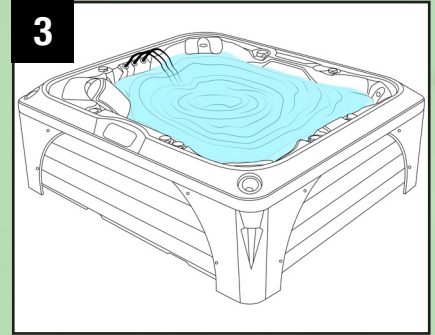
2



### Scale Control & Spa Clear

Add 60mL of Scale Control per 1000L of water  
Add 30mL of Spa Clear per 1000L of water

3



### Circulate

Cycle water with the cover off for 30 mins

## ONCE TUB IS FULL

4

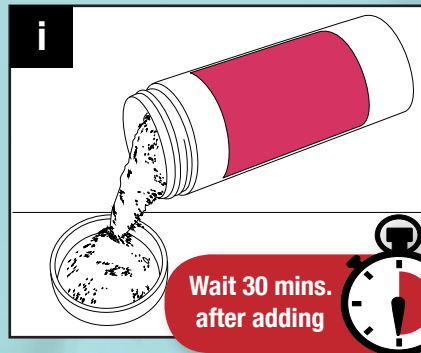


### Test Water

Balance in the following order:  
*Alkalinity, pH, Chlorine*

## ONLY AS NEEDED

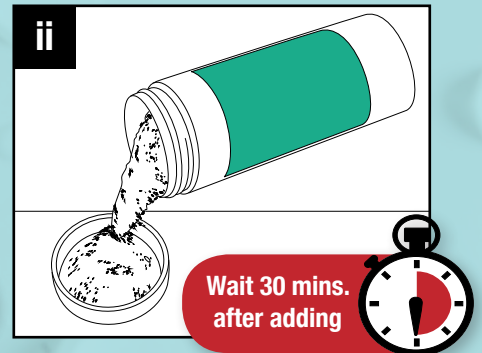
i



### Alkalinity Booster

Adjust alkalinity level to 80 -150 ppm  
*(use pH Down to reduce)*  
*(see bottle for directions)*

ii

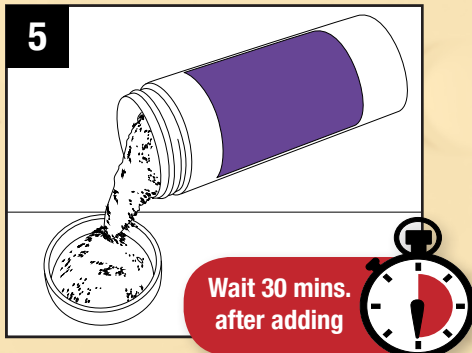


### pH Up / pH Down

Adjust pH level to 7.2 -7.6  
*(see bottle for directions)*

## SANITIZE

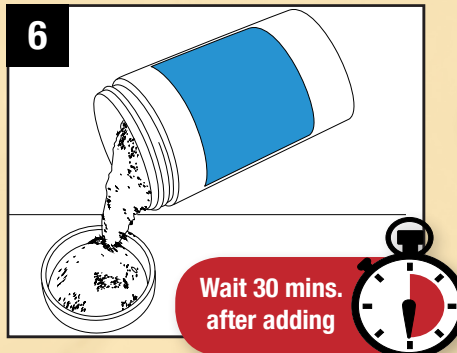
5



### Spa Shock

Add 120g per 1000L of water

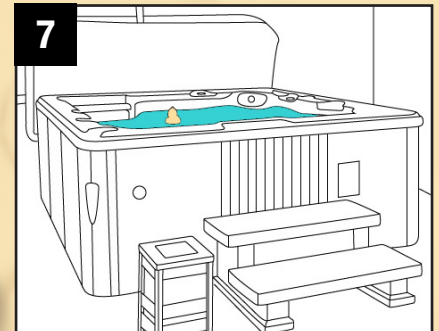
6



### Chlorine Granules



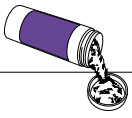





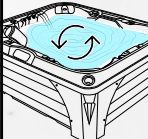

Add 15g per 1000L (*Chlorine level should be 2-3 ppm due to ozone purifier*)

7



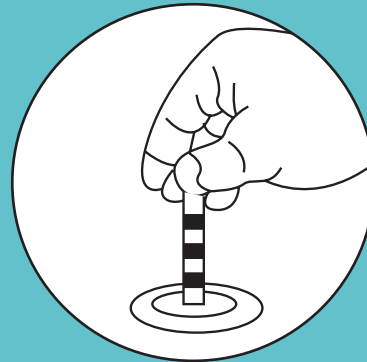
**ENJOY!**

# MAINTENANCE SCHEDULE

PROCEDURE	EACH USE	WEEKLY	3-4 MONTHS
 <b>SANITIZE</b> Replenish sanitizer levels	●		
 <b>BALANCE</b> Balance water according to Test Strip readings		●	
 <b>SPA SHOCK</b> Oxidize organics		●	
 <b>SCALE CONTROL</b> Protect against hard water and metals		●	
 <b>FILTER FREE</b> Soak filter overnight and rinse		●	
 <b>SPA BALL</b> Replace Spa Ball			●
 <b>REPLACE FILTER</b> According to replacement schedule			●
 <b>WHIRLPOOL RINSE</b> Add before draining spa water			●
 <b>CHANGE WATER</b> Drain and refill your water			●
 <b>CHECK OZONE</b> Ensure LED is on during filter cycle			●

# CHEMICAL TROUBLESHOOTING

TRY THESE TIPS AND TRICKS IF YOU'RE EXPERIENCING WATER ISSUES



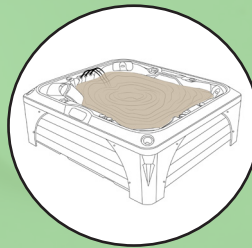
## BALANCE WATER

Ensure that your Alkalinity, pH and Chlorine levels are correctly balanced.

**ALWAYS BALANCE IN THIS ORDER.**

IF BALANCING DOES NOT WORK, TRY THIS NEXT:

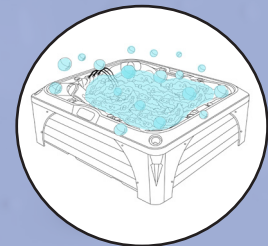
## DISCOLOURED WATER



1. Add Spa Clear (30mL per 1000L)
2. Add Scale Control (60mL per 1000L)
3. Add Spa Shock (30mL per 1000L)
4. Clean filter with Filter Free

## FOAMING

Add Foam Free as needed. Follow instructions on bottle



## ODOUR/IRRITATION

Shock water with Spa Shock as needed. Follow instructions on the bottle

