

SPA CHEMICAL STARTUP GUIDE

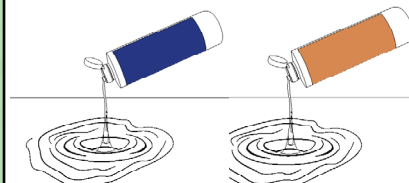
WHILE TUB IS FILLING

1



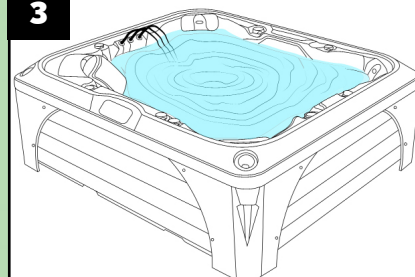
Kit Includes Chlorine Granules, Spa Clear, Foam Free, Scale Control, Spa Shock, Alkalinity Booster, pH Up, pH Down, Test Strips

2



Scale Control & Spa Clear
Add 60mL of Scale Control per 264 gal/1000L of water Add 30mL of Spa Clear per 264 gal/1000L of water

3



Circulate
Cycle water with the cover off for 30 mins

ONCE TUB IS FULL

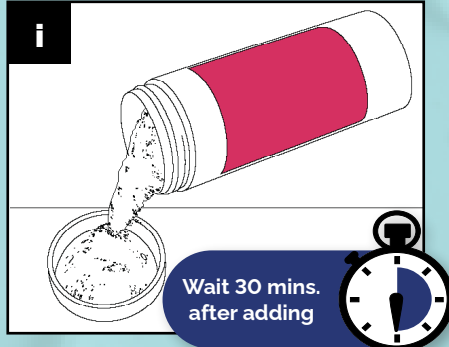
4



Test Water
Balance in the following order:
Alkalinity, pH, Chlorine

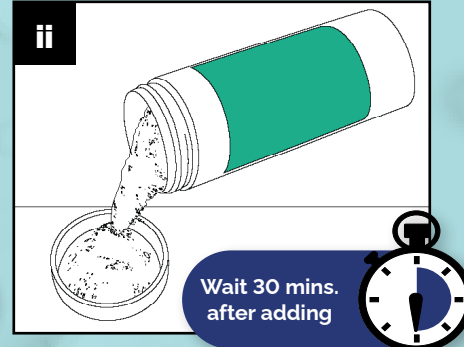
ONLY AS NEEDED

i



Alkalinity Booster
Adjust alkalinity level to 80-150 ppm
(use pH Down to reduce)
(see bottle for directions)

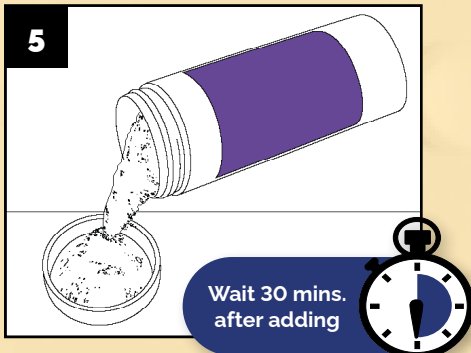
ii



pH Up / pH Down
Adjust pH level to 7.2 -7.6
(see bottle for directions)

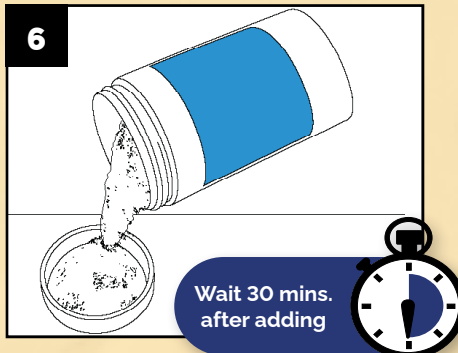
SANITIZE

5




Spa Shock
Add 120g per 264 gal/1000L of water

6









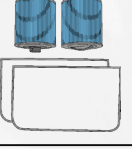

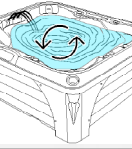

Chlorine Granules
Add 15g per 264 gal/1000L (Chlorine level should be 2-3 ppm due to ozone purifier)

7



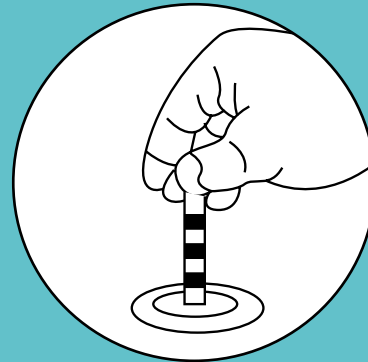
ENJOY!

MAINTENANCE SCHEDULE

PROCEDURE	EACH USE	WEEKLY	3-4 MONTHS
 SANITIZE Replenish sanitizer levels	●		
 BALANCE Balance water according to Test Strip readings		●	
 SPA SHOCK Oxidize organics		●	
 SCALE CONTROL Protect against hard water and metals		●	
 FILTER FREE Soak filter overnight and rinse		●	
 SPA BALL Replace Spa Ball			●
 REPLACE FILTER According to replacement schedule			●
 WHIRLPOOL RINSE Add before draining spa water			●
 CHANGE WATER Drain and refill your water			●
 CHECK OZONE Ensure LED is on during filter cycle			●

CHEMICAL TROUBLESHOOTING

TRY THESE TIPS AND TRICKS IF YOU'RE EXPERIENCING WATER ISSUES

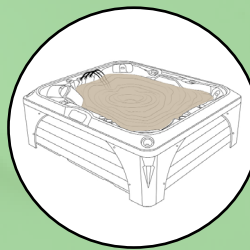


BALANCE WATER

Ensure that your Alkalinity, pH and Chlorine levels are correctly balanced.

ALWAYS BALANCE IN THIS ORDER.

IF BALANCING DOES NOT WORK, TRY THIS NEXT:

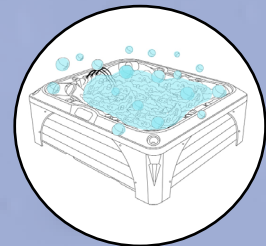


DISCOLOURED WATER

1. Add Spa Clear (30mL per 1000L)
2. Add Scale Control (60mL per 1000L)
3. Add Spa Shock (30mL per 1000L)
4. Clean filter with Filter Free

FOAMING

Add Foam Free as needed. Follow instructions on bottle



ODOUR/IRRITATION

Shock water with Spa Shock as needed. Follow instructions on the bottle

