




CORE LANDSCAPE PRODUCTS

TINY HOMES

ELEVATED SPACES



[SHOP.COREGRAVEL.CA](https://shop.coregravel.ca)

ABOUT US

At CORE, we believe that businesses hold the key to driving significant positive impact in our communities and environments.



As a proud member of 1% For The Planet and a certified B-Corp, we are committed to making a difference.



Moreover, being a woman-owned company, partnering with CORE helps fulfill the need for diverse suppliers, further enhancing your organization's requirements.



CORE VALUES



We reduce transportation energy and waste, while also encourage architects, homeowners, and contractors in Canada and the US to embrace eco-friendly development practices.




We take pleasure in collaborating with you from the design phase to the implementation stage, which often spans years and allows us to build friendships along the journey.



Our distinctive advantage lies in our diverse range of eco-friendly products, coupled with our commitment to providing world-class customer support.



To ensure excellence, we maintain open communication with contractors and partners, relying on their expert advice and deliverable solutions throughout the process.



INTRODUCING CORE LANDSCAPE GRAVEL REINFORCEMENT GRIDS

YOUR PATHWAY TO SUSTAINABLE LIVING!

Embrace sustainability while enjoying the beauty of nature right at your doorstep. Our innovative foundation features interlocking honeycomb-celled panels and a unique geotextile backing, creating a sturdy and durable surface. Once filled with gravel, it becomes a versatile space perfect for both pedestrian and vehicle traffic, without compromising strength or durability.

Say goodbye to pesky weeds and annoying dust, as our gravel grids keep your tiny home's surroundings weed-free and clean. It's the ultimate eco-friendly solution for an all-year-round, pedestrian, wheelchair, and vehicle-friendly surface.

Our 100% permeable foundation system enhances stormwater management and replenishes groundwater. The porous nature of our grids benefits the trees and shrubs around your tiny home, allowing rainwater or snow melt to gently seep back into the soil, relieving stress on storm drains and urban creeks.


Join the tiny home movement and make a lasting impact on the planet with CORE Landscape Gravel Reinforcement Grids. Embrace a greener future, one tiny step at a time!

DISCOVER THE ECO-FRIENDLY SECRET TO YOUR DREAM TINY HOME SURFACE!



CORE GRAVEL


SPECIFICATIONS



GRAVEL STABILIZATION: GET GRAVEL TO STAY PUT, NO RUTS, NO SINKING, NO PROBLEMS.

LOW COST: BECAUSE THE GRAVEL WON'T MOVE AROUND YOU CAN USE LESS, GIVING YOU A POROUS SURFACE THAT COSTS LESS THAN CONCRETE, ASPHALT OR BLOCK PAVERS.

SUPERIOR STRENGTH: ENHANCED LOAD BEARING ELIMINATES RUTTING, SEPARATING OR SLIDING WITH VEHICLE TRAFFIC.



EASY MAINTENANCE: DOESN'T CRACK/SHIFT, LITTLE/NO MAINTENANCE IS REQUIRED (POSSIBLE NEED TO TOP DRESS EVERY FEW YEARS)

GREEN SOLUTION: ENVIRONMENTALLY FRIENDLY POROUS GRAVEL PAVING ALLOWS THE DRAIN RAIN OVER THE ENTIRE SURFACE.

AESTHETICALLY PLEASING: WHEN FILLED THE PRODUCT IS INVISIBLE, LEAVING YOU WITH A STUNNING SURFACE



CORE GRAVEL

FOUNDATIONS

R indicates grid is made of minimum 50% recycled materials.
Product numbers denote width x depth in millimetres of each cell
for all panels.



1.

50-35 HD+ | Heavy Duty (Grey or White)

Use: residential parking & driveways, RV parking, public pathways & picnic areas, slope stabilization, tiny homes etc.

Panel coverage: 9.7 sq ft (0.9m)
Panel dimensions: 45.3" x 30.7" x 1.4" (1150mm x 780mm x 35mm)
Load bearing capacity: > 51 200 lbs/sq.ft. (Over 250 tons/m²)
Suggested aggregate size: 0.2"-0.6"(5-15mm)

2.

50-35 HDR | Heavy Duty (Grey)

Use: this recycled grid is the same as our 50-35HD, just recycled! [less suitable for slope stabilization]

Panel coverage: 9.7 sq ft (0.9m)
Panel dimensions: 45.3" x 30.7" x 1.4" (1150mm x 780mm x 35mm)
Load bearing capacity: > 51 200 lbs/sq.ft. (Over 250 tons/m²)
Suggested aggregate size: 0.2"-0.6"(5-15mm)

3.

60-40+ R | Extra Heavy Duty (Grey) (White available on request)

Use: commercial parking lots, sloped driveways, loading ramps, construction entry/exit routes, fire-access lanes, etc.

Panel coverage: 12.4 sq ft (1.15)
Panel dimensions: 45.3" x 39.4" x 1.6" (1150mm x 1000mm)
Load bearing capacity: >62 000 lbs/sq.ft.(Over 300 tons/m²)
Suggested aggregate size: 0.2"-0.6"(5-15mm) + special octagonal cell with lateral drainage

CORE GRASS

FOUNDATIONS

50-35 | Heavy Duty

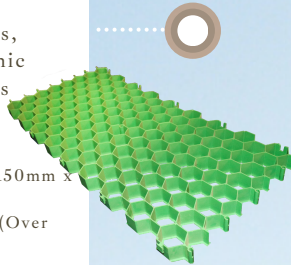
Use: residential parking & driveways, RV parking, public pathways & picnic areas, slope stabilization, tiny homes etc.

Panel coverage: 9.7 sq ft (0.9m)

Panel dimensions: 45.3" x 30.7" x 1.4" (1150mm x 780mm x 35mm)

Load bearing capacity: > 51 200 lbs/sq.ft.(Over 250 tons/m2)

Material: 50% recycled polypropylene



60-40+ R | Extra Heavy Duty


Use: commercial parking lots, sloped driveways, loading ramps, construction entry/exit routes, fire-access lanes, etc.

Panel coverage: 12.4 sq ft (1.15)

Panel dimensions: 45.3" x 39.4" x 1.6" (1150mm x 1000mm)

Load bearing capacity: > 62 000 lbs/sq.ft.(Over 300 tons/m2)

Material: 50% Recycled polypropylene (PP)
+ special octagonal cell with lateral drainage



CORE GLOW

Welcome to the world of CORE Glow, the ultimate eco-friendly lighting solution designed to cater perfectly to your tiny home lifestyle. Say goodbye to conventional electricity requirements and say hello to enchanting pathways that illuminate with a gentle, inviting glow using CORE Glow aggregate.

Charge Time: CORE Glow aggregates require 10-20 minutes of daylight or lamplight to charge.

Glow Time: 10-12 hours

Sizes: From powder to boulders we have a wide range of shapes and sizes

Environmental: All CORE Glow products require no electricity and thus no wires, no power supply and no batteries. All products are also non-radioactive, non-toxic and environmentally friendly.




Reduces Light Pollution: Not only does light pollution reduce the amount of stars you see in the sky, but it also disrupts the migratory routes of birds. CORE Glow is used at Observatories and protected sensitive habitats around the world because of our low light emittance.


Lifespan: 20+ years

Colours: Green, Aqua and Blue

Waterproof: Expert engineering has enabled excellent water resistance compared to the common photoluminescent or afterglow pigments.



LIGHT TOWERS



Adhering to our **Zero Waste Policy**, we use residual materials generated from the production of our privacy screens, we proudly present our exceptional light towers crafted entirely from **98% recycled PVC** material.

Embrace sustainability while making a bold statement with these unique feature pieces designed to elevate your space above and beyond. Choose from our remarkable selection of light towers, each adorned with a powerful 50 Watt LED light or the eco-conscious alternative of a 10 Watt solar-powered light. Let these captivating installations illuminate your surroundings and transform your space into a beacon of distinction.

SIZE: 4 pcs - 1'x5' screens

DESIGNS: Lily, Labyrinth, & Art Deco

LED LIGHTING: 50 Watt Wired or 10 Watt Solar


STYLE: Free Standing

COLOUR: Black or white

ALL NECESSARY HARDWARE INCLUDED

PRIVACY SCREENS

Our exclusive collection boasts over 100 captivating designs, each meticulously crafted by talented local artists, curated to elevate and enrich your tiny house living space in ways you've never imagined. Escape the confines of traditional fences and yards as our versatile screens provide an ideal solution for maintaining privacy without the need for fixed barriers. Experience the freedom of nomadic living while luxuriating in the privacy you crave.



CUSTOMS AVAILABLE UPON REQUEST

Made from PVC

THICKNESS: 10MM (1 CM); **LIGHT DUTY:** 7MM (0.7 CM)

WEIGHT: ~10 LBS

Colour Options:

Black, Brown or White



PRIVACY REINVENTED

Available in three stunning colours - black, white, and brown - these remarkable all-weather panels are built to endure any climate, ensuring long-lasting durability.

Our screens are offered in standard sizes of 2'x4', 3'x6', and 4'x6', but can also be tailored to your exact specifications, enabling you to create a truly personalized masterpiece.



COAST SALISH | NATURE | GEOMETRIC



SHOP NOW

WWW.SHOP.COREGRAVEL.CA

