

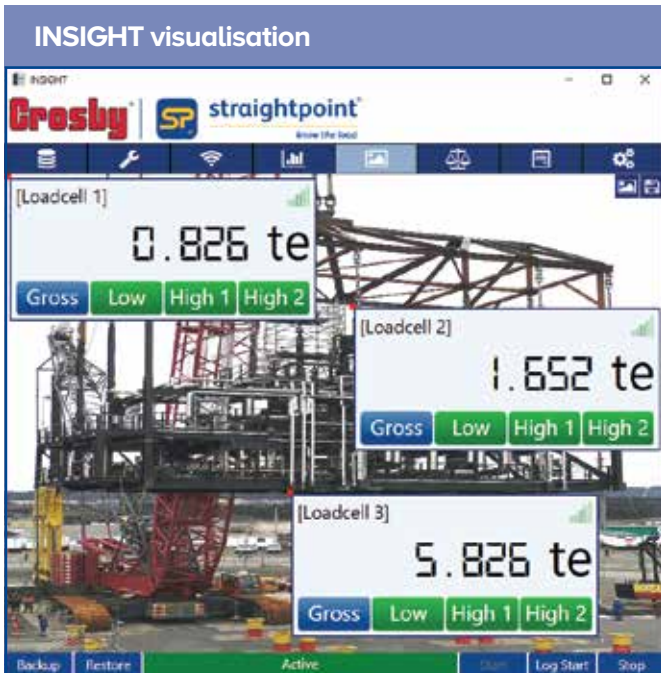


# INSIGHT Software



**INSIGHT software, supplied with an SW-D USB wireless dongle, allows connection of up to 126 Straightpoint wireless load cells simultaneously onto any Windows tablet or laptop.**

**Insight has four main features:**

- **Multi-channel display and data logging mode**  
View and log load data from connected load cells plus totals loads live on screen and directly into a .csv file for later analysis at speeds of up to 200Hz.
- **Visualisation mode**  
For complicated lifts import a photo of the lift and drag and drop load cell displays – make the screen look like the lift.
- **Centre of gravity mode**  
Connect to SP's range of wireless compression load cells and use this feature to weigh and calculate the centre of gravity of large items and structures.
- **Proof load testing**  
Real time graphing of load test and auto generated test certificates.

## Features and benefits:

- Logging at timed intervals, manual or on overload/underload
- Log data at speeds up to 200Hz
- Visual and audible alarms indicate overload, underload, low battery and communications error
- 100% wireless, no easily damaged cables
- 700m or 2300ft range allows operator to stand at safe distance from test
- Connects to any Straightpoint wireless load cell
- Automatically creates digitally signed pass or fail certificate
- Real-time load v time graph display
- Three weighing's per C of G report with averages and statistical analysis to ISO19901
- Plot load cell positioning using measurements or GPS co-ordinates
- Free extra entry fields for operator, client, wind speed, sea states and temperature available for reporting

Numerous proof load testing applications worldwide require a load cell to verify the load applied. From crane testing, using water bags to pad eye testing, using hydraulic tools, the need to document test procedure and results has never been greater, especially as users of lifting equipment call for more traceability and audit trails.

A proof test is a form of stress test to demonstrate the fitness of a load-bearing structure, and is nominally a non-destructive test. Such a structure is often subjected to loads above that expected in normal use, demonstrating safety and design margin.

This demand has increased so much, Straightpoint offer a software package designed to connect to any of their wireless load cells - Proof Test plus.

This impressive package allows the test engineer to wirelessly, at a safe distance, monitor a proof load test and automatically create a pass or fail certificate when testing is complete.

The report is formatted as a PDF, which may then be printed, emailed or uploaded to the cloud, resulting in a traceable document for both test engineer and end customer.

Typical load tests using Straightpoint load cells include:

- Bollard pull tests
- Tug tests
- Crane Test (Water bags, block weights)
- Pad eye or fly point testing
- Crash barrier testing
- Lifting equipment testing
  - Slings, chains, wire rope, hooks
- Construction equipment testing
  - Shoring columns, acrow props and lintels
- Lifting and spreader beam testing
- Hydraulic cylinder load test
- Supplied with SW-D transmitter

**Crosby** | **SP** Your Company Name  
Address Line 1  
Address Line 2  
Address Line 3  
Address Line 4  
POST CODE  
Phone Number  
www.yoururl.com

*know the load*

**Certificate of Load Test - 13/03/2020 10:13:49**

Date of Test:	13/03/2020 10:13:49	Product Description:	dlh
Certification Number:	Required Prefix 10001	Serial or Tag No:	sdj
Company:	Test	WLL:	dlf
Address:	Test	Test Method:	sdts
		Load Test To:	300t
Tel:	Test	Duration of Test:	33.59 seconds
Contact:	Test	Notes:	td
Reference Loadcell:	SPM1	Calibrated On:	Wednesday, 08 March 2018
Serial Number:	111111	WLL:	300
Calibrated Unit:	tn	Measuring Unit:	tn

**Peak Load: 328.8 t**

**LOAD (t)**

This is to certify that this product described herein has been subjected to the load test.  
Caution: Never exceed the rated capacities.

Notes: Test Notes Test Notes Test Notes Test Notes Test Notes Test Notes

Signed: **Test**

Appointed Person: **Test** ID: Test Test

Part Numbers	
SP	
<b>INSIGHT with SW-D</b>	
<b>Crosby</b>	
	<b>2789318</b>
IP rating	IP67
	NEMA6
USB Dongle	-20°C to +70°C
Operating Temp	-4°F to 158°F
Licence	Licence free
Frequency	2.4 GHz
Range	700 metres
	2300 feet
Load Cell Inputs	Up to 126
PC Requirements	Intel i3 processor with 2GB RAM
Operating System	Windows 7, 8 and 10