



CAPSULE ELEVEN





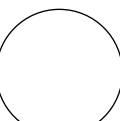
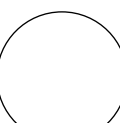
LONDON






PRINTABLE RING SIZING GUIDE

- 1 Print this page out ensuring that scaling is set to 'none' on your print dialogue box
- 2 Measure the bar below, it must be 30mm long.



- 3 Place your ring band on the chart below and match the inside edge of the ring to the nearest circle
- 4 The letter in the circle that best fits your ring is your Capsule Eleven ring size
- 5 If your size is in between two sizes we advise you to order the largest size.

UK	US	EU	China	INNER RING SIZE
I	4 ^{1/8}	47 ^{1/2}	8	
J	4 ^{5/8}	48 ^{1/2}	9	
K	5 ^{1/4}	50	10	
L	5 ^{1/2}	51	11	
M	6	52 ^{1/2}	12	
N	6 ^{1/2}	53 ^{1/2}	13	

UK	US	EU	China	INNER RING SIZE
O	7	55	14	
P	7 ^{1/2}	56	15	
Q	8	57 ^{1/2}	16	
R	8 ^{5/8}	59	17	
S	9 ^{1/8}	60 ^{1/4}	18	
T	9 ^{5/8}	61 ^{1/2}	19	