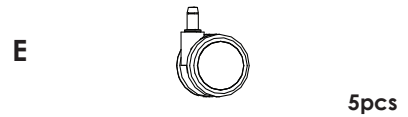
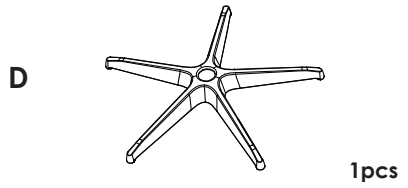
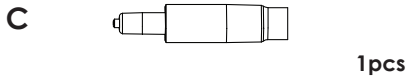
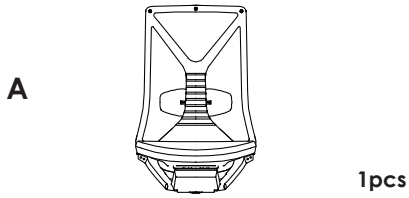


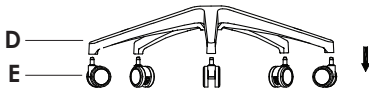
# Parts



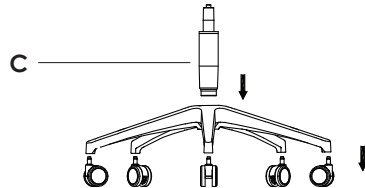
# KC01

# Assembly Instructions

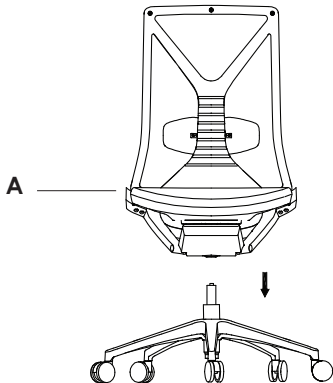
01



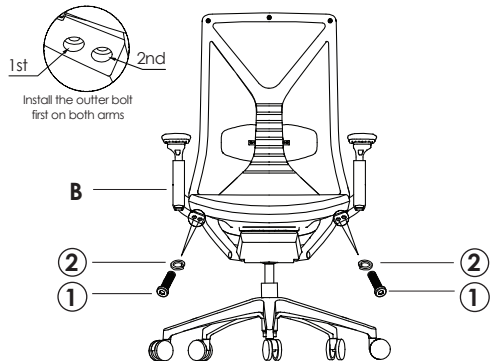
02



03

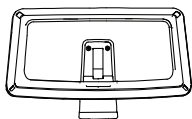


04



# Parts

F



1pcs

---

④



ST4\*20

2pcs

---

⑤



5mm

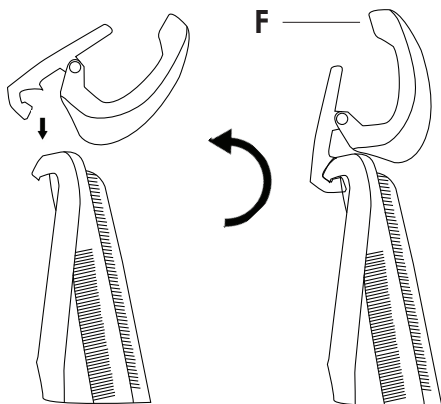
1pcs

---

# Headrest

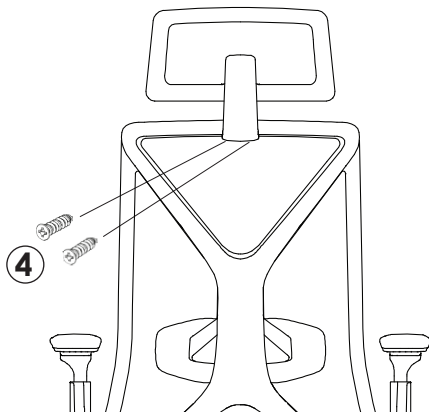
# Assembly Instructions

## 01



With the headrest rotated slightly forward, push the top clamp arm on the headrest into the indented slot at the top of the seat back. Next, rotate the headrest until the back frame is sitting into the headrest clamp.

## 02



Insert and tighten the screws using the provided allen key. Make sure not to overtighten the screws.