

C A S T E L L A

Fine Architectural Hardware





GLOBALLY SOURCED **locally curated.**

Welcome to Castella, the home of sophisticated and beautiful collections of architectural hardware. Be spoilt for choice with nine fine collections made up of eighty individual ranges featuring over 600 handles.

Discover unique and on-trend designs that will impress, as we have one of the largest ranges of European made handles in Australia. From contemporary to traditional styles, you will find architectural hardware that is both stunning in its aesthetics and functional in its use.

For more information, specifications and images of our products, please visit our website.

www.castella.com.au

CASTELLA collections

Castella is the home of distinguished architectural cabinet hardware. We bring together high-end, unique designs with a range of trending finishes for an array of truly luxurious handles.

From contemporary to traditional styles, you will find hardware to make a statement to your cabinetry. Castella products are underpinned by quality, craftsmanship and an uncompromising design aesthetic.

Castella is an Australian owned and operated company that offer the highest levels of service, a lifetime warranty on their products and overnight delivery to all major metropolitan centres in Australia.

SAMPLING

To ensure you can choose the right product for your project we provide a sampling service at minimal cost.

[REQUEST A SAMPLE](#)

We'd love to be a partner in your next design project. Please **contact us** with any enquiries about the services we can provide to you.



NOSTALGIA	6
DECADE	8
EVOKE	11
CENTURY	13
RETRO	14
SUPPLE	15
SPUTNIK	15
CORNER	16
CLASSIC	17



HERITAGE	18
SHAKER	21
MANOR	23
NOUVEAU	23
REGENT	24
BUCKHURST	25
ESTATE	26
BENTLEIGH	27
SOVEREIGN	28
PROVINCIAL	29
OPERA	30
VENETIAN	31



STATEMENT	32
URBANE	34
TERRACE	36
VOGUE	38
KYOTO	38
STIRLING	39
STAPLE	40
HINCKLEY	40
LOFT	41
DISC	41
GALLANT	42
GYRE	43
TILE	43



LINEAR	44
CLEMENT	47
PLANAR 12MM	48
PLANAR 22MM	50
PORTAL	50
TUBULAR	51
MANHATTAN	52
FLUTE	53
ISOMETRIC	53
CONDUIT	54
CLEAT	55



MINIMAL	56
LEDGE	58
FORME	59
FLUSH	60
MICRO	61
CUBE	62
LIPS	63
SLIDE	63



CONTOUR	65
ARC	66
ECLIPSE	67
GRADIENT	67
RONDURE	69
TAPER	70
CRESCENT	71
FLOW	71
CORONA	71



ARTISAN	73
HARVEST	74
TUDOR	75
RIPPLE	75
CHISEL	76
PLUME	76
TESSELLATE	77
HAMMER	77



TIMBER	78
MADERA	81



PROVENCE	84
LINEA ITALIANA	85
TUSCAN FOUNDRY	86

INDEX	88
--------------	-----------



nostalgia

COLLECTION

eclectic
REVIVALS

The Nostalgia Collection is a treasure chest of mid-century design; vintage, retro, and revival ranges designed to complement a variety of architectural styles for an eclectic design.

DECADE

Made from solid brass for a quality look and feel, and a coordinating collection of cup pulls, knobs and handles, Decade will give the perfect finishing touch to your kitchen. Popular for Hamptons or Shaker style kitchens but will suit all design schemes.



[VIEW DECADE ONLINE](#)



SHOWN IN OIL RUBBED BRONZE

FINISH	CODE	HC	L	W/D	P/H
Dull Brushed Nickel	200.076.10	76mm	97mm	27mm	18mm
Polished Nickel	200.076.28	76mm	97mm	27mm	18mm
Oil Rubbed Bronze	200.076.80	76mm	97mm	27mm	18mm



SHOWN IN POLISHED NICKEL

FINISH	CODE	HC	L	W/D	P/H
Dull Brushed Nickel	202.076.10	76mm	95mm	32mm	23mm
Polished Nickel	202.076.28	76mm	95mm	32mm	23mm
Satin Brass	202.076.35	76mm	95mm	32mm	23mm
Oil Rubbed Bronze	202.076.80	76mm	95mm	32mm	23mm



SHOWN IN SATIN BRASS

FINISH	CODE	HC	L	W/D	P/H
Dull Brushed Nickel	203.076.10	76mm	118mm	37mm	25mm
Polished Nickel	203.076.28	76mm	118mm	37mm	25mm
Satin Brass	203.076.35	76mm	118mm	37mm	25mm
Oil Rubbed Bronze	203.076.80	76mm	118mm	37mm	25mm



SHOWN IN DULL BRUSHED NICKEL

FINISH	CODE	HC	L	W/D	P/H
Dull Brushed Nickel	205.102.10	102mm	131mm	25mm	30mm
Polished Nickel	205.102.28	102mm	131mm	25mm	30mm
Oil Rubbed Bronze	205.102.80	102mm	131mm	25mm	30mm



SHOWN IN OIL RUBBED BRONZE

FINISH	CODE	HC	L	W/D	P/H
Dull Brushed Nickel	206.102.10	102mm	120mm	19mm	32mm
Polished Nickel	206.102.28	102mm	120mm	19mm	32mm
Satin Brass	206.102.35	102mm	120mm	19mm	32mm
Oil Rubbed Bronze	206.102.80	102mm	120mm	19mm	32mm



SHOWN IN SATIN BRASS

FINISH	CODE	HC	L	W/D	P/H
Dull Brushed Nickel	210.035.10	-	-	35mm	32mm
Polished Nickel	210.035.28	-	-	35mm	32mm
Satin Brass	210.035.35	-	-	35mm	32mm
Oil Rubbed Bronze	210.035.80	-	-	35mm	32mm



SHOWN IN POLISHED NICKEL



SHOWN IN DULL BRUSHED NICKEL



SHOWN IN OIL RUBBED BRONZE



SHOWN IN POLISHED NICKEL

FINISH	CODE	HC	L	W/D	P/H
Dull Brushed Nickel	208.076.10	76mm	87mm	13mm	24mm
Dull Brushed Nickel	208.102.10	102mm	122mm	16mm	30mm
Dull Brushed Nickel	208.152.10	152mm	161mm	16mm	30mm
Polished Nickel	208.076.28	76mm	87mm	13mm	24mm
Polished Nickel	208.102.28	102mm	122mm	16mm	30mm
Polished Nickel	208.152.28	152mm	161mm	16mm	30mm
Satin Brass	208.076.35	76mm	87mm	13mm	24mm
Satin Brass	208.102.35	102mm	122mm	16mm	30mm
Satin Brass	208.152.35	152mm	161mm	16mm	30mm
Oil Rubbed Bronze	208.076.80	76mm	87mm	13mm	24mm
Oil Rubbed Bronze	208.102.80	102mm	122mm	16mm	30mm
Oil Rubbed Bronze	208.152.80	152mm	161mm	16mm	30mm

FINISH	CODE	HC	L	W/D	P/H
Dull Brushed Nickel	216.038.10	-	-	38mm	38mm
Polished Nickel	216.038.28	-	-	38mm	38mm
Satin Brass	216.038.35	-	-	38mm	38mm
Oil Rubbed Bronze	216.038.80	-	-	38mm	38mm



SHOWN IN DULL BRUSHED NICKEL



SHOWN IN OIL RUBBED BRONZE

FINISH	CODE	HC	L	W/D	P/H
Dull Brushed Nickel	212.032.10	-	-	32mm	32mm
Dull Brushed Nickel	212.038.10	-	-	38mm	38mm
Polished Nickel	212.032.28	-	-	32mm	32mm
Polished Nickel	212.038.28	-	-	38mm	38mm
Satin Brass	212.032.35	-	-	32mm	32mm
Satin Brass	212.038.35	-	-	38mm	38mm
Oil Rubbed Bronze	212.032.80	-	-	32mm	32mm
Oil Rubbed Bronze	212.038.80	-	-	38mm	38mm

EVOKE

A strikingly simple handle of Italian design, giving a strong eclectic feel.



[VIEW EVOKE ONLINE](#)



SHOWN IN SATIN CHROME



SHOWN IN POLISHED CHROME


FINISH	CODE	HC	L	W/D	P/H
Polished Chrome	140.043.06	-	43mm	25mm	30mm
Satin Chrome	140.043.15	-	43mm	25mm	30mm

FINISH	CODE	HC	L	W/D	P/H
Polished Chrome	140.128.06	128mm	150mm	25mm	31mm
Polished Chrome	140.192.06	192mm	214mm	25mm	32mm
Polished Chrome	140.320.06	320mm	342mm	25mm	34mm
Satin Chrome	140.128.15	128mm	150mm	25mm	31mm
Satin Chrome	140.192.15	192mm	214mm	25mm	32mm
Satin Chrome	140.320.15	320mm	342mm	25mm	34mm

stylishly HAMPTONS


The Century kitchen cabinet handle range is part of the Nostalgia Collection. A classic Italian design, perfectly suited to any traditional or Hamptons style cabinetry.

[VIEW CENTURY ONLINE](#)



CENTURY

A classic Italian design, perfectly suited to any traditional or Hamptons style cabinetry.



[VIEW CENTURY ONLINE](#)



SHOWN IN SATIN NICKEL



SHOWN IN POLISHED CHROME



SHOWN IN ANTIQUE BRASS



SHOWN IN ANTIQUE BRASS

FINISH	CODE	HC	L	W/D	P/H
Antique Brass	165.096.03	96mm	109mm	12mm	24mm
Antique Brass	165.128.03	128mm	140mm	14mm	27mm
Antique Brass	165.160.03	160mm	174mm	14mm	27mm
Polished Chrome	165.096.06	96mm	109mm	12mm	24mm
Polished Chrome	165.128.06	128mm	140mm	14mm	27mm
Polished Chrome	165.160.06	160mm	174mm	14mm	27mm
Satin Nickel	165.096.13	96mm	109mm	12mm	24mm
Satin Nickel	165.128.13	128mm	140mm	14mm	27mm
Satin Nickel	165.160.13	160mm	174mm	14mm	27mm
Old America	165.096.23	96mm	109mm	12mm	24mm
Old America	165.128.23	128mm	140mm	14mm	27mm
Old America	165.160.23	160mm	174mm	14mm	27mm

FINISH	CODE	HC	L	W/D	P/H
Antique Brass	166.030.03	-	-	30mm	23mm
Polished Chrome	166.030.06	-	-	30mm	23mm
Satin Nickel	166.030.13	-	-	30mm	23mm
Old America	166.030.23	-	-	30mm	23mm



SHOWN IN SATIN NICKEL



SHOWN IN OLD AMERICA

FINISH	CODE	HC	L	W/D	P/H
Antique Brass	165.030.03	-	30mm	19mm	17mm
Antique Brass	165.037.03	-	37mm	24mm	20mm
Polished Chrome	165.030.06	-	30mm	19mm	17mm
Polished Chrome	165.037.06	-	37mm	24mm	20mm
Satin Nickel	165.030.13	-	30mm	19mm	17mm
Satin Nickel	165.037.13	-	37mm	24mm	20mm
Old America	165.030.23	-	30mm	19mm	17mm
Old America	165.037.23	-	37mm	24mm	20mm

RETRO


A very popular handle with clean, uncluttered lines, and a perfect choice for Art Deco cabinetry.

[VIEW RETRO ONLINE](#)




SHOWN IN DULL BRUSHED NICKEL

FINISH	CODE	HC	L	W/D	P/H
Polished Chrome	030.096.06	96mm	136mm	17mm	22mm
Polished Chrome	030.128.06	128mm	183mm	20mm	23mm
Black Nickel	030.096.09	96mm	136mm	17mm	22mm
Black Nickel	030.128.09	128mm	183mm	20mm	23mm
Dull Brushed Nickel	030.096.10	96mm	136mm	17mm	22mm
Dull Brushed Nickel	030.128.10	128mm	183mm	20mm	23mm



SUPPLE

A gracefully moulded cup pull which adds a layer of luxury to your cabinetry. The sleek design is versatile and blends well across traditional and contemporary styles.



[VIEW SUPPLE ONLINE](#)



SHOWN IN BRUSHED BRASS

FINISH	CODE	HC	L	W/D	P/H
Polished Chrome	404.096.06	96mm	139mm	26mm	23mm
Dull Brushed Nickel	404.096.10	96mm	139mm	26mm	23mm
Brushed Brass	404.096.35	96mm	139mm	26mm	23mm
Brushed Antique Brass	404.096.38	96mm	139mm	26mm	23mm

SPUTNIK

The strong and distinctive design of this handle adds immediate interest to any Art Deco cabinetry.



[VIEW SPUTNIK ONLINE](#)




SHOWN IN MATT BLACK

FINISH	CODE	HC	L	W/D	P/H
Matt Black	022.128.04	128mm	145mm	18mm	34mm
Polished Chrome	022.128.06	128mm	145mm	18mm	34mm
Satin Chrome	022.128.15	128mm	145mm	18mm	34mm

CORNER

The Corner handle reflects mid-century design elements. A strong and sculptural design to make an elegant statement with defined detailing.



[VIEW CORNER ONLINE](#)

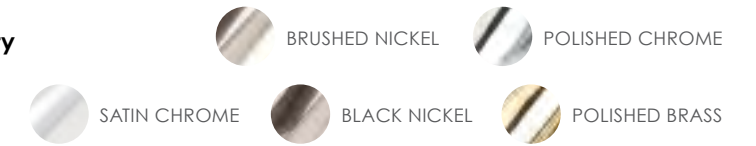


SHOWN IN MATT BLACK

FINISH	CODE	HC	L	W/D	P/H
Matt Black	723.128.04	128mm	143mm	20mm	28mm
Matt Black	723.192.04	192mm	206mm	20mm	28mm
Dull Brushed Nickel	723.128.10	128mm	143mm	20mm	28mm
Dull Brushed Nickel	723.192.10	192mm	206mm	20mm	28mm
Matt White	723.128.25	128mm	143mm	20mm	28mm
Matt White	723.192.25	192mm	206mm	20mm	28mm

CLASSIC

A very classic, refined design for those seeking simplicity for their cabinetry.



[VIEW CLASSIC ONLINE](#)




SHOWN IN BRUSHED NICKEL



SHOWN IN BLACK NICKEL

FINISH	CODE	HC	L	W/D	P/H
Brushed Nickel	001.096.05	96mm	115mm	10mm	26mm
Brushed Nickel	001.128.05	128mm	164mm	10mm	27mm
Polished Chrome	001.096.06	96mm	115mm	10mm	26mm
Polished Chrome	001.128.06	128mm	164mm	10mm	27mm
Polished Brass	001.096.08	96mm	115mm	10mm	26mm
Polished Brass	001.128.08	128mm	164mm	10mm	27mm
Black Nickel	001.096.09	96mm	115mm	10mm	26mm
Black Nickel	001.128.09	128mm	164mm	10mm	27mm
Satin Chrome	001.096.15	96mm	115mm	10mm	26mm
Satin Chrome	001.128.15	128mm	164mm	10mm	27mm



heritage

COLLECTION

enduring CRAFTSMANSHIP

The Heritage Collection pays homage to a bygone era. Enduring style is exemplified in exquisitely crafted detail and modern Italian design. A history lesson in quality, style and sophistication.

durable + FUNCTIONAL

The Shakers were a religious group that broke from the Quakers in the late 18th century and were known for the quality of their workmanship being simple in style, durable and functional. Shaker style suits country, traditional and minimalist style kitchens.

[VIEW SHAKER ONLINE](#)



SHAKER

The timelessness of the Shaker range is its simple, unpretentious design.

[VIEW SHAKER ONLINE](#)



SHOWN IN ANTIQUE BRASS



SHOWN IN PEWTER



SHOWN IN BRUSHED NICKEL



SHOWN IN BRUSHED GOLD

FINISH	CODE	HC	L	W/D	P/H
Antique Black	008.064.01	64mm	104mm	30mm	25mm
Antique Brass	008.064.03	64mm	104mm	30mm	25mm
Matt Black	008.064.04	64mm	104mm	30mm	25mm
Brushed Nickel	008.064.05	64mm	104mm	30mm	25mm
Polished Chrome	008.064.06	64mm	104mm	30mm	25mm
Polished Gold	008.064.08	64mm	104mm	30mm	25mm
Pewter	008.064.14	64mm	104mm	30mm	25mm
Brushed Gold	008.064.32	64mm	104mm	30mm	25mm
Brushed Rose Gold	008.064.33	64mm	104mm	30mm	25mm

FINISH	CODE	HC	L	W/D	P/H
Brushed Nickel	009.064.05	64mm	80mm	27mm	32mm

FINISH	CODE	HC	L	W/D	P/H
Antique Black	010.076.01	76mm	140mm	22mm	25mm
Antique Brass	010.076.03	76mm	140mm	22mm	25mm
Polished Gold	010.076.08	76mm	140mm	22mm	25mm
Pewter	010.076.14	76mm	140mm	22mm	25mm
Brushed Gold	010.076.32	76mm	140mm	22mm	25mm
Brushed Rose Gold	010.076.33	76mm	140mm	22mm	25mm



SHOWN IN BRUSHED ROSE GOLD



SHOWN IN ANTIQUE BLACK



SHOWN IN PEWTER



SHOWN IN POLISHED CHROME

FINISH	CODE	HC	L	W/D	P/H
Antique Black	050.030.01	-	-	30mm	31mm
Antique Brass	050.030.03	-	-	30mm	31mm
Matt Black	050.030.04	-	-	30mm	31mm
Brushed Nickel	050.030.05	-	-	30mm	31mm
Polished Chrome	050.030.06	-	-	30mm	31mm
Polished Gold	050.030.08	-	-	30mm	31mm
Black Nickel	050.030.09	-	-	30mm	31mm
Pewter	050.030.14	-	-	30mm	31mm
Brushed Gold	050.030.32	-	-	30mm	31mm
Brushed Rose Gold	050.030.33	-	-	30mm	31mm

FINISH	CODE	HC	L	W/D	P/H
Antique Black	056.034.01	-	-	34mm	25mm
Antique Brass	056.034.03	-	-	34mm	25mm
Matt Black	056.034.04	-	-	34mm	25mm
Brushed Nickel	056.034.05	-	-	34mm	25mm
Polished Chrome	056.034.06	-	-	34mm	25mm
Polished Gold	056.034.08	-	-	34mm	25mm
Pewter	056.034.14	-	-	34mm	25mm
Brushed Gold	056.034.32	-	-	34mm	25mm
Brushed Rose Gold	056.034.33	-	-	34mm	25mm

MANOR

Made in Italy, these white porcelain handles and matching knobs will add a finishing touch to a traditional decor.



[VIEW MANOR ONLINE](#)



SHOWN IN WHITE / PEWTER



SHOWN IN WHITE / ANTIQUE BRASS

FINISH	CODE	HC	L	W/D	P/H
White / Antique Brass	087.030.21	-	-	30mm	30mm
White / Pewter	087.030.22	-	-	30mm	30mm

FINISH	CODE	HC	L	W/D	P/H
White / Antique Brass	087.096.21	96mm	110mm	22mm	41mm
White / Pewter	087.096.22	96mm	110mm	22mm	41mm

NOUVEAU

The Nouveau cup pull and knob is the perfect finishing touch to any traditional or provincial style cabinetry.



[VIEW NOUVEAU ONLINE](#)



SHOWN IN ANTIQUE BRASS



SHOWN IN PEWTER

FINISH	CODE	HC	L	W/D	P/H
Antique Brass	088.032.03	32mm	73mm	30mm	23mm
Pewter	088.032.14	32mm	73mm	30mm	23mm

FINISH	CODE	HC	L	W/D	P/H
Antique Brass	088.064.03	64mm	100mm	31mm	23mm
Pewter	088.064.14	64mm	100mm	31mm	23mm

REGENT

Featuring an elegant rope design, this beautifully crafted knob and handle in three antique finishes is the perfect option for any traditional or Hamptons kitchen design.



[VIEW REGENT ONLINE](#)



SHOWN IN OIL RUBBED BRONZE

FINISH	CODE	HC	L	W/D	P/H
Antique Brass	748.034.03	-	-	34mm	23mm
Oil Rubbed Bronze	748.034.80	-	-	34mm	23mm
Rustic Tin	748.034.86	-	-	34mm	23mm



SHOWN IN RUSTIC TIN


FINISH	CODE	HC	L	W/D	P/H
Antique Brass	748.096.03	96mm	114mm	13mm	27mm
Antique Brass	748.128.03	128mm	150mm	15mm	30mm
Oil Rubbed Bronze	748.096.80	96mm	114mm	13mm	27mm
Oil Rubbed Bronze	748.128.80	128mm	150mm	15mm	30mm
Rustic Tin	748.096.86	96mm	114mm	13mm	27mm
Rustic Tin	748.128.86	128mm	150mm	15mm	30mm



SHOWN IN ANTIQUE BRASS

BUCKHURST

The Art Deco inspired Buckhurst handle is available in two lengths, and three finishes.



[VIEW BUCKHURST ONLINE](#)



SHOWN IN POLISHED CHROME



SHOWN IN BRUSHED ANTIQUE BRASS



SHOWN IN DULL BRUSHED NICKEL

FINISH	CODE	HC	L	W/D	P/H
Polished Chrome	402.016.06	16mm	50mm	23mm	23mm
Dull Brushed Nickel	402.016.10	16mm	50mm	23mm	23mm
Brushed Antique Brass	402.016.38	16mm	50mm	23mm	23mm

FINISH	CODE	HC	L	W/D	P/H
Polished Chrome	402.128.06	128mm	158mm	27mm	28mm
Polished Chrome	402.192.06	192mm	222mm	27mm	28mm
Dull Brushed Nickel	402.128.10	128mm	158mm	27mm	28mm
Dull Brushed Nickel	402.192.10	192mm	222mm	27mm	28mm
Brushed Antique Brass	402.128.38	128mm	158mm	27mm	28mm
Brushed Antique Brass	402.192.38	192mm	222mm	27mm	28mm

ESTATE

A popular choice for traditional and Hamptons kitchens in three finishes.



WHITE CRACKLE / PEWTER



CREAM CRACKLE / ANTIQUE BRASS



WHITE / BRUSHED NICKEL

[VIEW ESTATE ONLINE](#)



SHOWN IN WHITE CRACKLE / PEWTER

FINISH	CODE	HC	L	W/D	P/H
White Crackle / Pewter	062.035.16	-	-	35mm	32mm
Cream Crackle / Antique Brass	062.035.17	-	-	35mm	32mm
White / Brushed Nickel	062.035.19	-	-	35mm	32mm



SHOWN IN WHITE / BRUSHED NICKEL

FINISH	CODE	HC	L	W/D	P/H
White Crackle / Pewter	062.090.16	-	90mm	25mm	42mm
Cream Crackle / Antique Brass	062.090.17	-	90mm	25mm	42mm
White / Brushed Nickel	062.090.19	-	90mm	25mm	42mm



SHOWN IN CREAM CRACKLE / ANTIQUE BRASS

FINISH	CODE	HC	L	W/D	P/H
White Crackle / Pewter	062.128.16	128mm	154mm	25mm	42mm
Cream Crackle / Antique Brass	062.128.17	128mm	154mm	25mm	42mm
White / Brushed Nickel	062.128.19	128mm	154mm	25mm	42mm



SHOWN IN WHITE / BRUSHED NICKEL

FINISH	CODE	HC	L	W/D	P/H
White Crackle / Pewter	062.224.16	224mm	245mm	60mm	30mm
Cream Crackle / Antique Brass	062.224.17	224mm	245mm	60mm	30mm
White / Brushed Nickel	062.224.19	224mm	245mm	60mm	30mm

BENTLEIGH

The Bentleigh cabinet range is reminiscent of ages past. The Italian design symbolises sophistication, style and a step back in time.



POLISHED CHROME



DULL BRUSHED NICKEL



BRUSHED ANTIQUE BRASS

[VIEW BENTLEIGH ONLINE](#)



SHOWN IN BRUSHED ANTIQUE BRASS

FINISH	CODE	HC	L	W/D	P/H
Polished Chrome	403.032.06	-	-	32mm	30mm
Polished Chrome	403.038.06	-	-	38mm	35mm
Dull Brushed Nickel	403.032.10	-	-	32mm	30mm
Dull Brushed Nickel	403.038.10	-	-	38mm	35mm
Brushed Antique Brass	403.032.38	-	-	32mm	30mm
Brushed Antique Brass	403.038.38	-	-	38mm	35mm



SHOWN IN POLISHED CHROME

FINISH	CODE	HC	L	W/D	P/H
Polished Chrome	403.096.06	96mm	146mm	17mm	34mm
Polished Chrome	403.160.06	160mm	214mm	18mm	34mm
Dull Brushed Nickel	403.096.10	96mm	146mm	17mm	34mm
Dull Brushed Nickel	403.160.10	160mm	214mm	18mm	34mm
Brushed Antique Brass	403.096.38	96mm	146mm	17mm	34mm
Brushed Antique Brass	403.160.38	160mm	214mm	18mm	34mm



SHOWN IN DULL BRUSHED NICKEL

SOVEREIGN

Featuring elements of Swarovski crystal, these Spanish knobs and handles adds the ultimate touch of luxury.



TRANSPARENT CRYSTAL BRIGHT GOLD



TRANSPARENT CRYSTAL POLISHED CHROME



POLISHED GOLD

[VIEW SOVEREIGN ONLINE](#)



SHOWN IN TRANSPARENT CRYSTAL POLISHED CHROME (L) / BRIGHT GOLD (R)

FINISH	CODE	HC	L	W/D	P/H
Transparent Crystal / Bright Gold	761.025.51	-	-	25mm	35mm
Transparent Crystal / Bright Gold	761.030.51	-	-	30mm	40mm
Transparent Crystal / Polished Chrome	761.025.55	-	-	25mm	35mm
Transparent Crystal / Polished Chrome	761.030.55	-	-	30mm	40mm



SHOWN IN TRANSPARENT CRYSTAL BRIGHT GOLD (L) / POLISHED CHROME (R)

FINISH	CODE	HC	L	W/D	P/H
Transparent Crystal / Bright Gold	762.025.51	-	-	25mm	35mm
Transparent Crystal / Bright Gold	762.030.51	-	-	30mm	40mm
Transparent Crystal / Polished Chrome	762.025.55	-	-	25mm	35mm
Transparent Crystal / Polished Chrome	762.030.55	-	-	30mm	40mm



SHOWN IN TRANSPARENT CRYSTAL POLISHED CHROME (L) / BRIGHT GOLD (R)

FINISH	CODE	HC	L	W/D	P/H
Transparent Crystal / Bright Gold	763.025.51	-	-	25mm	35mm
Transparent Crystal / Bright Gold	763.030.51	-	-	30mm	40mm
Transparent Crystal / Polished Chrome	763.025.55	-	-	25mm	35mm
Transparent Crystal / Polished Chrome	763.030.55	-	-	30mm	40mm



SHOWN IN POLISHED GOLD / WHITE (TOP) POLISHED GOLD (BOTTOM)

FINISH	CODE	HC	L	W/D	P/H
Polished Gold	778.096.08	96mm	110mm	11mm	30mm
Polished Gold / White	778.096.21	96mm	110mm	11mm	30mm



SHOWN IN POLISHED GOLD

FINISH	CODE	HC	L	W/D	P/H
Polished Gold	780.030.08	-	-	30mm	26mm
Polished Gold	780.035.08	-	-	35mm	30mm



SHOWN IN POLISHED GOLD

FINISH	CODE	HC	L	W/D	P/H
Polished Gold	784.030.08	-	-	30mm	24mm
Polished Gold	784.035.08	-	-	35mm	27mm

PROVINCIAL

Showcasing two beautiful finishes, enduring style is exemplified in the charming design of this range.



[VIEW PROVINCIAL ONLINE](#)



SHOWN IN PEWTER

FINISH	CODE	HC	L	W/D	P/H
Matt Black	058.070.04	-	70mm	22mm	36mm
Pewter	058.070.14	-	70mm	22mm	36mm



SHOWN IN MATT BLACK

FINISH	CODE	HC	L	W/D	P/H
Matt Black	028.096.04	96mm	104mm	18mm	40mm
Matt Black	028.128.04	128mm	136mm	19mm	40mm
Matt Black	028.160.04	160mm	168mm	19mm	40mm
Pewter	028.096.14	96mm	104mm	18mm	40mm
Pewter	028.128.14	128mm	136mm	19mm	40mm
Pewter	028.160.14	168mm	19mm	40mm	40mm



SHOWN IN PEWTER

*LIMITED STOCK OF SOME ITEMS. PLEASE CONTACT US FOR AVAILABILITY.

OPERA

With exquisitely crafted detail, the Opera from Italy features three styles and two finishes. Elegant and refined, it is the perfect jewellery for any traditional kitchen design.



[VIEW OPERA ONLINE](#)



SHOWN IN ANTIQUE BRASS (L) & PEWTER (R)

FINISH	CODE	HC	L	W/D	P/H
Antique Brass	089.070.03	-	70mm	23mm	24mm
Pewter	089.070.14	-	70mm	23mm	24mm



SHOWN IN PEWTER

FINISH	CODE	HC	L	W/D	P/H
Antique Brass	089.064.03	64mm	96mm	50mm	24mm
Pewter	089.064.14	64mm	96mm	50mm	24mm



SHOWN IN ANTIQUE BRASS

FINISH	CODE	HC	L	W/D	P/H
Antique Brass	089.096.03	96mm	138mm	25mm	25mm
Pewter	089.096.14	96mm	138mm	25mm	25mm

VENETIAN

An Italian range featuring an interesting pattern is available in two finishes and matching cup pull, knobs and handle.



[VIEW VENETIAN ONLINE](#)



SHOWN IN ANTIQUE BRASS

FINISH	CODE	HC	L	W/D	P/H
Antique Brass	085.038.03	-	38mm	35mm	23mm
Pewter	085.038.14	-	38mm	35mm	23mm



SHOWN IN PEWTER

FINISH	CODE	HC	L	W/D	P/H
Antique Brass	085.050.03	-	50mm	23mm	24mm
Pewter	085.050.14	-	50mm	23mm	24mm



SHOWN IN ANTIQUE BRASS

FINISH	CODE	HC	L	W/D	P/H
Antique Brass	085.085.03	37mm	85mm	80mm	37mm
Pewter	085.085.14	37mm	85mm	80mm	37mm



SHOWN IN PEWTER

FINISH	CODE	HC	L	W/D	P/H
Antique Brass	085.064.03	64mm	99mm	36mm	23mm
Pewter	085.064.14	64mm	99mm	36mm	23mm



SHOWN IN ANTIQUE BRASS

FINISH	CODE	HC	L	W/D	P/H
Antique Brass	085.128.03	128mm	165mm	32mm	28mm
Pewter	085.128.14	128mm	165mm	32mm	28mm



statement

COLLECTION

bold
+ DRAMATIC

The Statement Collection delivers bold cutting edge style choices, well suited to those seeking urban elegance. Unafraid, this collection celebrates simple form for dramatic effect.

URBANE

The Urbane cabinet handle is distinctive and versatile, providing elegant simplicity and clean lines to your cabinetry.

[VIEW URBANE ONLINE](#)



FINISH	CODE	HC	L	W/D	P/H
Matt Black	795.128.04	128mm	136mm	8mm	28mm
Matt Black	795.192.04	192mm	200mm	8mm	28mm
Matt Black	795.320.04	320mm	328mm	8mm	28mm
Dull Brushed Nickel	795.128.10	128mm	136mm	8mm	28mm
Dull Brushed Nickel	795.192.10	192mm	200mm	8mm	28mm
Dull Brushed Nickel	795.320.10	320mm	328mm	8mm	28mm
Matt White	795.128.25	128mm	136mm	8mm	28mm
Matt White	795.192.25	192mm	200mm	8mm	28mm
Matt White	795.320.25	320mm	328mm	8mm	28mm
Brushed Gold	795.128.32	128mm	136mm	8mm	28mm
Brushed Gold	795.192.32	192mm	200mm	8mm	28mm
Brushed Gold	795.320.32	320mm	328mm	8mm	28mm



SHOWN IN MATT BLACK



SHOWN IN DULL BRUSHED NICKEL



SHOWN IN MATT WHITE



SHOWN IN BRUSHED GOLD



SHOWN IN SATIN GOLD



SHOWN IN GRAPHITE



SHOWN IN GRAPHITE



SHOWN IN DULL BRUSHED NICKEL

FINISH	CODE	HC	L	W/D	P/H
Satin Gold	795.128.36	128mm	136mm	8mm	28mm
Satin Gold	795.192.36	192mm	200mm	8mm	28mm
Satin Gold	795.320.36	320mm	328mm	8mm	28mm
Graphite	795.128.37	128mm	136mm	8mm	28mm
Graphite	795.192.37	192mm	200mm	8mm	28mm
Graphite	795.320.37	320mm	328mm	8mm	28mm

FINISH	CODE	HC	L	W/D	P/H
Matt Black	796.025.04	-	25mm	25mm	28mm
Polished Chrome	796.025.06	-	25mm	25mm	28mm
Dull Brushed Nickel	796.025.10	-	25mm	25mm	28mm
Matt White	796.025.25	-	25mm	25mm	28mm
Brushed Gold	796.025.32	-	25mm	25mm	28mm
Satin Gold	796.025.36	-	25mm	25mm	28mm
Graphite	796.025.37	-	25mm	25mm	28mm

FINISH	CODE	HC	L	W/D	P/H
Matt Black	797.025.04	-	25mm	25mm	28mm
Polished Chrome	797.025.06	-	25mm	25mm	28mm
Dull Brushed Nickel	797.025.10	-	25mm	25mm	28mm
Matt White	797.025.25	-	25mm	25mm	28mm
Brushed Gold	797.025.32	-	25mm	25mm	28mm
Satin Gold	797.025.36	-	25mm	25mm	28mm
Graphite	797.025.37	-	25mm	25mm	28mm

TERRACE

A simple and stylish Italian range. Available in a knob and 3 handle sizes featuring 6 finishes. The copper finishes are finished with a PVD coating and will not patina with time.

[VIEW TERRACE ONLINE](#)



SHOWN IN MATT BLACK

FINISH	CODE	HC	L	W/D	P/H
Matt Black	170.019.04	-	19mm	19mm	21mm
Matt Black	170.160.04	160mm	168mm	18mm	29mm
Matt Black	170.224.04	224mm	232mm	18mm	29mm
Matt Black	170.320.04	320mm	328mm	18mm	29mm



SHOWN IN BRUSHED NICKEL



SHOWN IN POLISHED CHROME



SHOWN IN BRIGHT COPPER



SHOWN IN ANTIQUE COPPER



SHOWN IN BRUSHED BRASS

FINISH	CODE	HC	L	W/D	P/H
Brushed Nickel	170.019.05	-	19mm	19mm	21mm
Brushed Nickel	170.160.05	160mm	168mm	18mm	29mm
Brushed Nickel	170.224.05	224mm	232mm	18mm	29mm
Brushed Nickel	170.320.05	320mm	328mm	18mm	29mm
Polished Chrome	170.019.06	-	19mm	19mm	21mm
Polished Chrome	170.160.06	160mm	168mm	18mm	29mm
Polished Chrome	170.224.06	224mm	232mm	18mm	29mm
Polished Chrome	170.320.06	320mm	328mm	18mm	29mm
Bright Copper	170.019.30	-	19mm	19mm	21mm
Bright Copper	170.160.30	160mm	168mm	18mm	29mm
Bright Copper	170.224.30	224mm	232mm	18mm	29mm
Bright Copper	170.320.30	320mm	328mm	18mm	29mm
Antique Copper	170.019.31	-	19mm	19mm	21mm
Antique Copper	170.160.31	160mm	168mm	18mm	29mm
Antique Copper	170.224.31	224mm	232mm	18mm	29mm
Antique Copper	170.320.31	320mm	328mm	18mm	29mm
Brushed Brass	170.019.35	-	19mm	19mm	21mm
Brushed Brass	170.160.35	160mm	168mm	18mm	29mm
Brushed Brass	170.224.35	224mm	232mm	18mm	29mm
Brushed Brass	170.320.35	320mm	328mm	18mm	29mm

VOGUE

Remarkable for the strength of its Spanish designed lines, this handle is the feature on any contemporary cabinetry.



[VIEW VOGUE ONLINE](#)




SHOWN IN MATT BLACK

FINISH	CODE	HC	L	W/D	P/H
Matt Black	708.128.04	128mm	200mm	7mm	32mm
Matt Black	708.192.04	192mm	260mm	7mm	32mm
Satin Chrome	708.128.15	128mm	200mm	7mm	32mm
Satin Chrome	708.192.15	192mm	260mm	7mm	32mm
Matt White	708.128.25	128mm	200mm	7mm	32mm
Matt White	708.192.25	192mm	260mm	7mm	32mm

KYOTO

From a Spanish designer, the Kyoto will give a stunning appearance to your design



[VIEW KYOTO ONLINE](#)



SHOWN IN POLISHED CHROME



SHOWN IN DULL BRUSHED NICKEL



SHOWN IN SATIN CHROME

FINISH	CODE	HC	L	W/D	P/H
Polished Chrome	704.160.06	160mm	204mm	24mm	29mm
Polished Chrome	704.224.06	224mm	268mm	24mm	29mm
Polished Chrome	704.288.06	288mm	327mm	24mm	29mm
Dull Brushed Nickel	704.160.10	160mm	204mm	24mm	29mm
Dull Brushed Nickel	704.224.10	224mm	268mm	24mm	29mm
Dull Brushed Nickel	704.288.10	288mm	327mm	24mm	29mm
Satin Chrome	704.160.15	160mm	204mm	24mm	29mm
Satin Chrome	704.224.15	224mm	268mm	24mm	29mm
Satin Chrome	704.288.15	288mm	327mm	24mm	29mm

STIRLING

Stirling is timeless, easy to use and will add a hint of luxury to your cabinets. Made from solid brass for added strength and durability.



[VIEW STIRLING ONLINE](#)



SHOWN IN MATT BLACK



SHOWN IN SATIN BRASS

FINISH	CODE	HC	L	W/D	P/H
Matt Black	220.050.04	-	50mm	10mm	35mm
Matt Black	220.128.04	128mm	178mm	10mm	35mm
Matt Black	220.192.04	192mm	242mm	10mm	35mm
Satin Brass	220.050.35	-	50mm	10mm	35mm
Satin Brass	220.128.35	128mm	178mm	10mm	35mm
Satin Brass	220.192.35	192mm	242mm	10mm	35mm

STAPLE

Featuring bold curves, the Staple handle is as functional as it is elegant.



[VIEW STAPLE ONLINE](#)

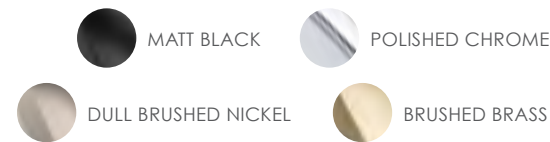


SHOWN IN POLISHED CHROME

FINISH	CODE	HC	L	W/D	P/H
Polished Chrome	724.160.06	160mm	168mm	20mm	26mm
Polished Chrome	724.192.06	192mm	206mm	20mm	26mm
Dull Brushed Nickel	724.160.10	160mm	168mm	20mm	26mm
Dull Brushed Nickel	724.192.10	192mm	206mm	20mm	26mm

HINCKLEY

Streamlined, with a subtle curve, the Hinckley bow handle celebrates minimalist design reflected in its form.



[VIEW HINCKLEY ONLINE](#)



SHOWN IN MATT BLACK

FINISH	CODE	HC	L	W/D	P/H
Matt Black	408.160.04	160mm	184mm	12mm	30mm
Matt Black	408.320.04	320mm	340mm	12mm	30mm
Matt Black	408.480.04	480mm	504mm	12mm	30mm
Polished Chrome	408.160.06	160mm	184mm	12mm	30mm
Polished Chrome	408.320.06	320mm	340mm	12mm	30mm
Polished Chrome	408.480.06	480mm	504mm	12mm	30mm
Dull Brushed Nickel	408.160.10	160mm	184mm	12mm	30mm
Dull Brushed Nickel	408.320.10	320mm	340mm	12mm	30mm
Dull Brushed Nickel	408.480.10	480mm	504mm	12mm	30mm
Brushed Brass	408.160.35	160mm	184mm	12mm	30mm
Brushed Brass	408.320.35	320mm	340mm	12mm	30mm
Brushed Brass	408.480.35	480mm	504mm	12mm	30mm

SHOWN IN DULL BRUSHED NICKEL

SHOWN IN BRUSHED BRASS

LOFT

The strength of this handle lies to a great degree in the perfection of its two tone finish which lifts it above the average.



[VIEW LOFT ONLINE](#)




SHOWN IN SATIN STAINLESS STEEL

FINISH	CODE	HC	L	W/D	P/H
Satin Stainless Steel	788.128.07	128mm	158mm	14mm	34mm
Satin Stainless Steel	788.160.07	160mm	190mm	14mm	34mm
Satin Stainless Steel	788.192.07	192mm	222mm	14mm	34mm
Satin Stainless Steel	788.224.07	224mm	254mm	14mm	34mm
Satin Stainless Steel	788.288.07	288mm	318mm	14mm	34mm
Satin Stainless Steel	788.384.07	384mm	414mm	14mm	34mm
Satin Stainless Steel	788.448.07	448mm	478mm	14mm	34mm
Satin Stainless Steel	788.672.07	672mm	702mm	14mm	34mm
Satin Stainless Steel	788.896.07	896mm	926mm	14mm	34mm
Satin Stainless Steel	788.1280.07	1280mm	1310mm	14mm	34mm

DISC

Reminiscent of a cabinet pull popular in the 1960s, its versatility allows for multiple design applications either as a cupboard knob or coat hook.



[VIEW DISC ONLINE](#)



SHOWN IN ALL FINISHES

FINISH	CODE	HC	L	W/D	P/H
Matt Black	751.060.04	-	-	60mm	39mm
Dull Brushed Nickel	751.060.10	-	-	60mm	39mm
Matt White	751.060.25	-	-	60mm	39mm

GALLANT

As the name suggests, a bold valiant addition to our Statement collection.

[VIEW GALLANT ONLINE](#)



SHOWN IN MATT BLACK

FINISH	CODE	HC	L	W/D	P/H
Matt Black	400.016.04	16mm	-	32mm	26mm
Matt Black	400.160.04	160mm	172mm	32mm	26mm
Matt Black	400.320.04	320mm	332mm	32mm	26mm
Dull Brushed Nickel	400.016.10	16mm	-	32mm	26mm
Dull Brushed Nickel	400.160.10	160mm	172mm	32mm	26mm
Dull Brushed Nickel	400.320.10	320mm	332mm	32mm	26mm
Brushed Brass	400.016.35	16mm	-	32mm	26mm
Brushed Brass	400.160.35	160mm	172mm	32mm	26mm
Brushed Brass	400.320.35	320mm	332mm	32mm	26mm



SHOWN IN DULL BRUSHED NICKEL




SHOWN IN BRUSHED BRASS

GYRE

Gyre is a round cabinet pull that is ideal for adding contemporary luxury to your unique design.

[VIEW GYRE ONLINE](#)



SHOWN IN MATT BLACK



SHOWN IN DULL BRUSHED NICKEL

FINISH	CODE	HC	L	W/D	P/H
Matt Black	410.060.04	32mm	-	60mm	21mm
Matt Black	410.090.04	32mm	-	90mm	21mm
Polished Chrome	410.060.06	32mm	-	60mm	21mm
Polished Chrome	410.090.06	32mm	-	90mm	21mm
Dull Brushed Nickel	410.060.10	32mm	-	60mm	21mm
Dull Brushed Nickel	410.090.10	32mm	-	90mm	21mm
Brushed Brass	410.060.35	32mm	-	60mm	21mm
Brushed Brass	410.090.35	32mm	-	90mm	21mm

TILE

Embracing classic design and a modern aesthetic, this is perfect for a minimalist design.

[VIEW TILE ONLINE](#)



SHOWN IN SATIN CHROME

FINISH	CODE	HC	L	W/D	P/H
Satin Chrome	716.032.15	-	32mm	32mm	25mm
Satin Chrome	716.050.15	-	50mm	50mm	25mm
Satin Chrome	716.080.15	-	80mm	80mm	25mm

linear

COLLECTION

the simple MODERNIST

The Linear Collection represents a sleek and stylish aesthetic that caters to both the modernist and the traditionalist. The simplicity captured in this Collection is the hallmark of sophistication.



a modern BALANCE


The Clement cabinet pull handle features distinctive angles and clean lines, striking a balance between modern and traditional design. The Clement handle is a contemporary solution for dynamic spaces.

[VIEW CLEMENT ONLINE](#)



CLEMENT

The ever-popular Clement handle is available in three sizes and four trending finishes.



[VIEW CLEMENT ONLINE](#)



SHOWN IN MATT BLACK



SHOWN IN POLISHED CHROME



SHOWN IN DULL BRUSHED NICKEL



SHOWN IN BRUSHED BRASS

FINISH	CODE	HC	L	W/D	P/H
Matt Black	405.128.04	128mm	158mm	7mm	30mm
Matt Black	405.192.04	192mm	222mm	7mm	30mm
Matt Black	405.320.04	320mm	350mm	7mm	30mm
Polished Chrome	405.128.06	128mm	158mm	7mm	30mm
Polished Chrome	405.192.06	192mm	222mm	7mm	30mm
Polished Chrome	405.320.06	320mm	350mm	7mm	30mm
Dull Brushed Nickel	405.128.10	128mm	158mm	7mm	30mm
Dull Brushed Nickel	405.192.10	192mm	222mm	7mm	30mm
Dull Brushed Nickel	405.320.10	320mm	350mm	7mm	30mm
Brushed Brass	405.128.35	128mm	158mm	7mm	30mm
Brushed Brass	405.192.35	192mm	222mm	7mm	30mm
Brushed Brass	405.320.35	320mm	350mm	7mm	30mm


PLANAR 12MM

One of our most popular ranges, the Planar has clean lines with a rounded back for comfortable and practical use.

[VIEW PLANAR 12MM ONLINE](#)



FINISH	CODE	HC	L	W/D	P/H
Matt Black	032.096.04	96mm	102mm	12mm	26mm
Matt Black	032.128.04	128mm	134mm	12mm	26mm
Matt Black	032.160.04	160mm	166mm	12mm	26mm
Matt Black	032.224.04	224mm	230mm	12mm	26mm
Matt Black	032.288.04	288mm	294mm	12mm	26mm
Matt Black	032.352.04	352mm	358mm	12mm	26mm
Matt Black	032.448.04	448mm	454mm	12mm	26mm
Polished Chrome	032.096.06	96mm	102mm	12mm	26mm
Polished Chrome	032.128.06	128mm	134mm	12mm	26mm
Polished Chrome	032.160.06	160mm	166mm	12mm	26mm
Polished Chrome	032.224.06	224mm	230mm	12mm	26mm



FINISH	CODE	HC	L	W/D	P/H
Polished Chrome	032.288.06	288mm	294mm	12mm	26mm
Polished Chrome	032.352.06	352mm	358mm	12mm	26mm
Polished Chrome	032.448.06	448mm	454mm	12mm	26mm
Satin Stainless Steel	032.128.07	128mm	134mm	12mm	26mm
Satin Stainless Steel	032.160.07	160mm	166mm	12mm	26mm
Satin Stainless Steel	032.224.07	224mm	230mm	12mm	26mm
Satin Stainless Steel	032.288.07	288mm	294mm	12mm	26mm
Satin Stainless Steel	032.352.07	352mm	358mm	12mm	26mm
Satin Stainless Steel	032.448.07	448mm	454mm	12mm	26mm
Polished Gold	032.096.08	96mm	102mm	12mm	26mm
Polished Gold	032.128.08	128mm	134mm	12mm	26mm
Polished Gold	032.160.08	160mm	166mm	12mm	26mm
Polished Gold	032.224.08	224mm	230mm	12mm	26mm
Polished Gold	032.288.08	288mm	294mm	12mm	26mm
Polished Gold	032.352.08	352mm	358mm	12mm	26mm
Polished Gold	032.448.08	448mm	454mm	12mm	26mm
Dull Brushed Nickel	032.096.10	96mm	102mm	12mm	26mm
Dull Brushed Nickel	032.128.10	128mm	134mm	12mm	26mm
Dull Brushed Nickel	032.160.10	160mm	166mm	12mm	26mm
Dull Brushed Nickel	032.224.10	224mm	230mm	12mm	26mm
Dull Brushed Nickel	032.288.10	288mm	294mm	12mm	26mm
Dull Brushed Nickel	032.352.10	352mm	358mm	12mm	26mm
Dull Brushed Nickel	032.448.10	448mm	454mm	12mm	26mm

PLANAR 22MM

[VIEW PLANAR 22MM ONLINE](#)



SHOWN IN DULL BRUSHED NICKEL

FINISH	CODE	HC	L	W/D	P/H
Dull Brushed Nickel	066.096.10	96mm	106mm	22mm	25mm
Dull Brushed Nickel	066.128.10	128mm	138mm	22mm	25mm
Dull Brushed Nickel	066.160.10	160mm	170mm	22mm	25mm
Dull Brushed Nickel	066.224.10	224mm	234mm	22mm	25mm
Dull Brushed Nickel	066.288.10	288mm	298mm	22mm	25mm

PORTAL

The popular T bar design proves to be not only versatile but stylish on any contemporary cabinetry.

[VIEW PORTAL ONLINE](#)



SHOWN IN SATIN STAINLESS STEEL

FINISH	CODE	HC	L	W/D	P/H
Satin Stainless Steel	005.040.07	-	40mm	12mm	34mm
Satin Stainless Steel	005.096.07	96mm	136mm	12mm	34mm
Satin Stainless Steel	005.128.07	128mm	168mm	12mm	34mm
Satin Stainless Steel	005.160.07	160mm	220mm	12mm	34mm
Satin Stainless Steel	005.224.07	224mm	304mm	12mm	34mm
Satin Stainless Steel	005.288.07	288mm	368mm	12mm	34mm
Satin Stainless Steel	005.352.07	352mm	432mm	12mm	34mm
Satin Stainless Steel	005.416.07	416mm	496mm	12mm	34mm
Satin Stainless Steel	005.480.07	480mm	560mm	12mm	34mm
Satin Stainless Steel	005.544.07	544mm	624mm	12mm	34mm

TUBULAR

The simple, yet classy design makes it the perfect choice for any contemporary cabinetry.



[VIEW TUBULAR ONLINE](#)



SHOWN IN SATIN STAINLESS STEEL

FINISH	CODE	HC	L	W/D	P/H
Satin Stainless Steel	024.096.07	96mm	108mm	12mm	34mm
Satin Stainless Steel	024.128.07	128mm	140mm	12mm	34mm
Satin Stainless Steel	024.160.07	160mm	172mm	12mm	34mm
Satin Stainless Steel	024.224.07	224mm	236mm	12mm	34mm
Satin Stainless Steel	024.288.07	288mm	300mm	12mm	34mm
Satin Stainless Steel	024.352.07	352mm	364mm	12mm	34mm
Satin Stainless Steel	024.416.07	416mm	428mm	12mm	34mm
Satin Stainless Steel	024.480.07	480mm	492mm	12mm	34mm
Satin Stainless Steel	024.544.07	544mm	556mm	12mm	34mm
Satin Stainless Steel	024.608.07	608mm	620mm	12mm	34mm
Satin Stainless Steel	024.704.07	704mm	716mm	12mm	34mm
Satin Stainless Steel	024.896.07	896mm	908mm	12mm	34mm

MANHATTAN

The Manhattan kitchen cabinet handle is a nod to New York's iconic architecture, modernist with its strong lines and flat surfaces. The industrial look and feel is well proportioned, much like the high rise buildings that dominate the Manhattan skyline.



[VIEW MANHATTAN ONLINE](#)



SHOWN IN MATT BLACK



SHOWN IN SATIN STAINLESS STEEL

FINISH	CODE	HC	L	W/D	P/H
Matt Black	036.128.04	128mm	138mm	10mm	32mm
Matt Black	036.160.04	160mm	170mm	10mm	32mm
Matt Black	036.224.04	224mm	234mm	10mm	32mm
Matt Black	036.288.04	288mm	298mm	10mm	32mm
Matt Black	036.352.04	352mm	362mm	10mm	32mm
Matt Black	036.416.04	416mm	426mm	10mm	32mm
Satin Stainless Steel	036.128.07	128mm	138mm	10mm	32mm
Satin Stainless Steel	036.160.07	160mm	170mm	10mm	32mm
Satin Stainless Steel	036.224.07	224mm	234mm	10mm	32mm
Satin Stainless Steel	036.288.07	288mm	298mm	10mm	32mm
Satin Stainless Steel	036.352.07	352mm	362mm	10mm	32mm
Satin Stainless Steel	036.416.07	416mm	426mm	10mm	32mm

FLUTE

Manufactured from stainless steel, and featuring square ends with a rounded centre, this pull handle is popular and functional for a wide variety of cabinet styles.



[VIEW FLUTE ONLINE](#)



SHOWN IN SATIN STAINLESS STEEL

FINISH	CODE	HC	L	W/D	P/H
Satin Stainless Steel	048.128.07	128mm	148mm	14mm	34mm
Satin Stainless Steel	048.160.07	160mm	180mm	14mm	34mm
Satin Stainless Steel	048.192.07	192mm	212mm	14mm	34mm
Satin Stainless Steel	048.288.07	288mm	308mm	14mm	34mm
Satin Stainless Steel	048.320.07	320mm	340mm	14mm	34mm
Satin Stainless Steel	048.384.07	384mm	404mm	14mm	34mm
Satin Stainless Steel	048.480.07	480mm	500mm	14mm	34mm
Satin Stainless Steel	048.640.07	640mm	660mm	14mm	34mm
Satin Stainless Steel	048.768.07	768mm	788mm	14mm	34mm

ISOMETRIC

With sharp clean lines and a versatile brushed nickel finish, the Isometric will give a strong geometric impression to your design.



[VIEW ISOMETRIC ONLINE](#)



SHOWN IN DULL BRUSHED NICKEL

FINISH	CODE	HC	L	W/D	P/H
Dull Brushed Nickel	055.025.10	16mm	25mm	25mm	21mm
Dull Brushed Nickel	055.096.10	96mm	111mm	25mm	21mm
Dull Brushed Nickel	055.128.10	128mm	143mm	25mm	21mm

CONDUIT

A perfect and practical choice for those wanting a simple pull handle.



BRUSHED NICKEL

[VIEW CONDUIT ONLINE](#)



SHOWN IN BRUSHED NICKEL

FINISH	CODE	HC	L	W/D	P/H
Brushed Nickel	007.096.05	96mm	106mm	10mm	32mm
Brushed Nickel	007.128.05	128mm	138mm	10mm	32mm
Brushed Nickel	007.160.05	160mm	170mm	10mm	32mm
Brushed Nickel	007.192.05	192mm	202mm	10mm	32mm
Brushed Nickel	007.224.05	224mm	234mm	10mm	32mm
Brushed Nickel	007.288.05	288mm	298mm	10mm	32mm
Brushed Nickel	007.352.05	352mm	362mm	10mm	32mm
Brushed Nickel	007.416.05	416mm	426mm	10mm	32mm
Brushed Nickel	007.480.05	480mm	490mm	10mm	32mm

CLEAT

Featuring clean lines and a sleek aesthetic, the Cleat handle appeals to both the modernist and traditionalist.



MATT BLACK



BRUSHED NICKEL

[VIEW CLEAT ONLINE](#)



SHOWN IN MATT BLACK



SHOWN IN BRUSHED NICKEL

FINISH	CODE	HC	L	W/D	P/H
Matt Black	163.096.04	96mm	120mm	8mm	26mm
Matt Black	163.128.04	128mm	156mm	8mm	26mm
Matt Black	163.160.04	160mm	192mm	8mm	26mm
Matt Black	163.192.04	192mm	224mm	8mm	26mm
Matt Black	163.256.04	256mm	288mm	8mm	26mm
Matt Black	163.320.04	320mm	352mm	8mm	26mm
Brushed Nickel	163.096.05	96mm	120mm	8mm	26mm
Brushed Nickel	163.128.05	128mm	156mm	8mm	26mm
Brushed Nickel	163.160.05	160mm	192mm	8mm	26mm
Brushed Nickel	163.192.05	192mm	224mm	8mm	26mm
Brushed Nickel	163.256.05	256mm	288mm	8mm	26mm
Brushed Nickel	163.320.05	320mm	352mm	8mm	26mm



minimal

COLLECTION

contemporary

COOL

The Minimal Collection is contemporary cool redefined. Seamless luxe, discreet functionality, reductive design and modern lines are all part of the streamlined styles within.

LEDGE

The Ledge cabinet handle is perfect for those who love the discreet look of handleless cabinetry but need or prefer the functionality of a handle. Popular for both residential and commercial projects.



[VIEW LEDGE ONLINE](#)



MATERIAL THICKNESS 1.6MM



SHOWN IN MATT BLACK



SHOWN IN SATIN STAINLESS STEEL

FINISH	CODE	HC	L	W/D	P/H
Matt Black	099.030.04	-	30mm	20mm	35mm
Matt Black	099.100.04	-	100mm	20mm	35mm
Matt Black	099.200.04	-	200mm	20mm	35mm
Matt Black	099.300.04	-	300mm	20mm	35mm
Matt Black	099.400.04	-	400mm	20mm	35mm
Satin Stainless Steel	099.030.07	-	30mm	20mm	35mm
Satin Stainless Steel	099.100.07	-	100mm	20mm	35mm
Satin Stainless Steel	099.200.07	-	200mm	20mm	35mm
Satin Stainless Steel	099.300.07	-	300mm	20mm	35mm
Satin Stainless Steel	099.400.07	-	400mm	20mm	35mm

FORME

A simple and minimalistic Italian design makes this handle a perfect choice for those seeking a seamless luxe feel.



[VIEW FORME ONLINE](#)



SHOWN IN SATIN CHROME

FINISH	CODE	HC	L	W/D	P/H
Matt White	099.030.25	-	30mm	20mm	35mm
Matt White	099.100.25	-	100mm	20mm	35mm
Matt White	099.200.25	-	200mm	20mm	35mm
Matt White	099.300.25	-	300mm	20mm	35mm
Matt White	099.400.25	-	400mm	20mm	35mm
Polished Stainless Steel	099.030.27	-	30mm	20mm	35mm
Polished Stainless Steel	099.100.27	-	100mm	20mm	35mm
Polished Stainless Steel	099.200.27	-	200mm	20mm	35mm
Polished Stainless Steel	099.300.27	-	300mm	20mm	35mm
Polished Stainless Steel	099.400.27	-	400mm	20mm	35mm
Satin Brass	099.030.35	-	30mm	20mm	35mm
Satin Brass	099.100.35	-	100mm	20mm	35mm
Satin Brass	099.200.35	-	200mm	20mm	35mm
Satin Brass	099.300.35	-	300mm	20mm	35mm
Satin Brass	099.400.35	-	400mm	20mm	35mm

FINISH	CODE	HC	L	W/D	P/H
Polished Chrome	148.128.06	128mm	210mm	30mm	19mm
Polished Chrome	148.160.06	160mm	247mm	30mm	19mm
Satin Chrome	148.128.15	128mm	210mm	30mm	19mm
Satin Chrome	148.160.15	160mm	247mm	30mm	19mm

FLUSH

Minimalistic in design and perfect for designs where sometimes less is more.

[VIEW FLUSH ONLINE](#)



SHOWN IN MATT BLACK



SHOWN IN MATT WHITE



SHOWN IN POLISHED CHROME



SHOWN IN MATT BLACK

FINISH	CODE	HC	L	W/D	CUTOUT
Matt Black	764.030.04	-	-	30mm	25mm x 10mm Deep
Matt Black	764.040.04	-	-	40mm	35mm x 10mm Deep
Polished Chrome	764.030.06	-	-	30mm	25mm x 10mm Deep
Polished Chrome	764.040.06	-	-	40mm	35mm x 10mm Deep
Satin Chrome	764.030.15	-	-	30mm	25mm x 10mm Deep
Satin Chrome	764.040.15	-	-	40mm	35mm x 10mm Deep
Matt White	764.030.25	-	-	30mm	25mm x 10mm Deep
Matt White	764.040.25	-	-	40mm	35mm x 10mm Deep

FINISH	CODE	HC	L	W/D	CUTOUT
Matt Black	768.039.04	-	39mm	39mm	35mm
Matt Black	768.050.04	-	50mm	50mm	44mm
Polished Chrome	768.039.06	-	39mm	39mm	35mm
Polished Chrome	768.050.06	-	50mm	50mm	44mm
Satin Chrome	768.039.15	-	39mm	39mm	35mm
Satin Chrome	768.050.15	-	50mm	50mm	44mm
Matt White	768.039.25	-	39mm	39mm	35mm
Matt White	768.050.25	-	50mm	50mm	44mm



SHOWN IN POLISHED CHROME



SHOWN IN SATIN CHROME


FINISH	CODE	HC	L	W/D	CUTOUT
Antique Brass	764.150.03	-	150mm	40mm	25 x 100mm x 10mm Deep
Polished Chrome	764.150.06	-	150mm	40mm	25 x 100mm x 10mm Deep
Satin Chrome	764.150.15	-	150mm	40mm	25 x 100mm x 10mm Deep

FINISH	CODE	HC	L	W/D	CUTOUT
Polished Chrome	776.145.06	-	145mm	50mm	40 x 139mm x 10mm Deep
Satin Chrome	776.145.15	-	145mm	50mm	40 x 139mm x 10mm Deep

MICRO

A simple, timeless design that fits well on any contemporary cabinetry.

[VIEW MICRO ONLINE](#)



SHOWN IN SATIN ALUMINIUM



SHOWN IN MATT BLACK

FINISH	CODE	HC	L	W/D	P/H
Matt Black	070.020.04	-	20mm	25mm	-
Matt Black	070.025.04	-	25mm	30mm	-
Polished Chrome	070.020.06	-	20mm	25mm	-
Polished Chrome	070.025.06	-	25mm	30mm	-
Satin Aluminium	070.020.11	-	20mm	25mm	-
Satin Aluminium	070.025.11	-	25mm	30mm	-

CUBE

A playful addition to the Castella range, inspired by block symmetry and repetition of pattern.



[VIEW CUBE ONLINE](#)



FINISH	CODE	HC	L	W/D	P/H
Matt Black	411.018.04	-	18mm	18mm	25mm
Matt Black	411.025.04	-	25mm	25mm	32mm
Brushed Brass	411.018.35	-	18mm	18mm	25mm
Brushed Brass	411.025.35	-	25mm	25mm	32mm




SHOWN IN MATT BLACK



SHOWN IN BRUSHED BRASS

LIPS

A stylish, yet functional handle from Europe.



[VIEW LIPS ONLINE](#)



SHOWN IN DULL BRUSHED NICKEL

FINISH	CODE	HC	L	W/D	P/H
Polished Chrome	792.160.06	160mm	240mm	45mm	20mm
Polished Chrome	792.224.06	224mm	320mm	45mm	20mm
Dull Brushed Nickel	792.160.10	160mm	240mm	45mm	20mm
Dull Brushed Nickel	792.224.10	224mm	320mm	45mm	20mm
Satin Chrome	792.160.15	160mm	240mm	45mm	20mm
Satin Chrome	792.224.15	224mm	320mm	45mm	20mm

SLIDE

A very contemporary, modern design, this flush pull is simple and so functional.



[VIEW SLIDE ONLINE](#)



SHOWN IN MATT BLACK

FINISH	CODE	HC	L	W/D	CUTOUT
Matt Black	530.150.04	-	150mm	37mm	128 x 27mm
Matt Black	530.200.04	-	200mm	37mm	174 x 27mm
Matt Black	530.250.04	-	250mm	37mm	224 x 27mm
Matt Black	530.300.04	-	300mm	37mm	274 x 27mm
Stainless Steel	530.150.07	-	150mm	37mm	128 x 27mm
Stainless Steel	530.200.07	-	200mm	37mm	174 x 27mm
Stainless Steel	530.250.07	-	250mm	37mm	224 x 27mm
Stainless Steel	530.300.07	-	300mm	37mm	274 x 27mm



contour

COLLECTION

soft
+ SUBTLE

The Contour Collection embodies gentle rounded form, soft edges and classic subtle shape. Smooth lines and arched centres underpin this Collection to look both effortless and inviting.

ARC

The Arc is a beautifully simple handle, with its gentle rounded form and classic finishes, it will team well with any décor and design.



[VIEW ARC ONLINE](#)



FINISH	CODE	HC	L	W/D	P/H
Polished Chrome	011.096.06	96mm	115mm	15mm	23mm
Polished Chrome	011.128.06	128mm	149mm	15mm	25mm
Polished Chrome	011.160.06	160mm	180mm	15mm	26mm
Polished Chrome	011.224.06	224mm	241mm	15mm	30mm
Dull Brushed Nickel	011.096.10	96mm	115mm	15mm	23mm
Dull Brushed Nickel	011.128.10	128mm	149mm	15mm	25mm
Dull Brushed Nickel	011.160.10	160mm	180mm	15mm	26mm
Dull Brushed Nickel	011.224.10	224mm	241mm	15mm	30mm



SHOWN IN POLISHED CHROME



SHOWN IN DULL BRUSHED NICKEL

ECLIPSE

Designed for those wanting the ultimate in simplicity.



[VIEW ECLIPSE ONLINE](#)



SHOWN IN BRUSHED NICKEL

FINISH	CODE	HC	L	W/D	P/H
Brushed Nickel	004.096.05	96mm	115mm	10mm	30mm
Brushed Nickel	004.128.05	128mm	153mm	10mm	30mm
Brushed Nickel	004.160.05	160mm	190mm	10mm	32mm
Brushed Nickel	004.224.05	224mm	264mm	10mm	32mm
Brushed Nickel	004.288.05	288mm	342mm	10mm	32mm
Polished Chrome	004.096.06	96mm	115mm	10mm	30mm
Polished Chrome	004.128.06	128mm	153mm	10mm	30mm
Satin Chrome	004.096.15	96mm	115mm	10mm	30mm
Satin Chrome	004.128.15	128mm	153mm	10mm	30mm

GRADIENT

A functional bar handle and knob from Europe.



[VIEW GRADIENT ONLINE](#)



SHOWN IN DULL BRUSHED NICKEL



SHOWN IN POLISHED CHROME

FINISH	CODE	HC	L	W/D	P/H
Polished Chrome	732.030.06	-	20mm	28mm	26mm
Dull Brushed Nickel	732.030.10	-	20mm	28mm	26mm
FINISH	CODE	HC	L	W/D	P/H
Polished Chrome	732.160.06	160mm	176mm	22mm	26mm
Polished Chrome	732.192.06	192mm	208mm	22mm	26mm
Dull Brushed Nickel	732.160.10	160mm	176mm	22mm	26mm
Dull Brushed Nickel	732.192.10	192mm	208mm	22mm	26mm

graceful
+ CONTEMPORARY


The Rondure bow handle embodies gentle rounded form, classic shape and complements contemporary kitchens and cabinets perfectly. Available in 4 finishes – Matt Black, Matt White, Polished Chrome and Brushed Nickel.

[VIEW RONDURE ONLINE](#)



RONDURE

The name is derived from the Old French word 'rondeur' meaning round, or a graceful curve.



[VIEW RONDURE ONLINE](#)



SHOWN IN MATT BLACK



SHOWN IN DULL BRUSHED NICKEL

FINISH	CODE	HC	L	W/D	P/H
Matt Black	793.224.04	224mm	235mm	11mm	30mm
Matt Black	793.320.04	320mm	360mm	11mm	34mm
Polished Chrome	793.224.06	224mm	235mm	11mm	30mm
Polished Chrome	793.320.06	320mm	360mm	11mm	34mm
Dull Brushed Nickel	793.224.10	224mm	235mm	11mm	30mm
Dull Brushed Nickel	793.320.10	320mm	360mm	11mm	34mm
Matt White	793.224.25	224mm	235mm	11mm	30mm
Matt White	793.320.25	320mm	360mm	11mm	34mm

TAPER

The Italian design is reflected in its subtle and sophisticated curves.



[VIEW TAPER ONLINE](#)



SHOWN IN SATIN CHROME

FINISH	CODE	HC	L	W/D	P/H
Polished Chrome	145.020.06	-	20mm	18mm	35mm
Satin Chrome	145.020.15	-	20mm	18mm	35mm



SHOWN IN POLISHED CHROME

FINISH	CODE	HC	L	W/D	P/H
Polished Chrome	145.128.06	128mm	185mm	18mm	35mm
Polished Chrome	145.224.06	224mm	281mm	18mm	35mm
Satin Chrome	145.128.15	128mm	185mm	18mm	35mm
Satin Chrome	145.224.15	224mm	281mm	18mm	35mm

CRESCENT

A versatile design which gives an interesting alternative to a classic pull handle.



[VIEW CRESCENT ONLINE](#)



SHOWN IN MATT BLACK

FINISH	CODE	HC	L	W/D	P/H
Matt Black	003.128.04	128mm	165mm	14mm	32mm
Satin Chrome	003.128.15	128mm	165mm	14mm	32mm

FLOW

The Flow cabinet handle embodies smooth curved edges which are pleasing to the eye and touch.



[VIEW FLOW ONLINE](#)



SHOWN IN DULL BRUSHED NICKEL

FINISH	CODE	HC	L	W/D	P/H
Polished Chrome	012.096.06	96mm	114mm	20mm	21mm
Polished Chrome	012.128.06	128mm	152mm	20mm	21mm
Dull Brushed Nickel	012.096.10	96mm	114mm	20mm	21mm
Dull Brushed Nickel	012.128.10	128mm	152mm	20mm	21mm

CORONA

A delightfully simple design that makes an elegant statement.



[VIEW CORONA ONLINE](#)



SHOWN IN BRUSHED NICKEL

FINISH	CODE	HC	L	W/D	P/H
Brushed Nickel	006.096.05	96mm	118mm	7mm	29mm
Brushed Nickel	006.128.05	128mm	157mm	7mm	29mm
Polished Chrome	006.096.06	96mm	118mm	7mm	29mm
Polished Chrome	006.128.06	128mm	157mm	7mm	29mm



artisan COLLECTION

raw
+ REFINED

The Artisan Collection fuses the raw and the refined. Expertly crafted pieces inspired by nature dominate and delight as touch and texture are celebrated.

HARVEST

Made in Europe, the Harvest handle and matching knob are perfectly suited to traditional style cabinets.



[VIEW HARVEST ONLINE](#)



SHOWN IN ANTIQUE BRASS



SHOWN IN BRUSHED TIN

FINISH	CODE	HC	L	W/D	P/H
Antique Brass	756.034.03	-	35mm	30mm	22mm
Brushed Tin	756.034.85	-	35mm	30mm	22mm

FINISH	CODE	HC	L	W/D	P/H
Antique Brass	756.096.03	96mm	128mm	16mm	27mm
Antique Brass	756.128.03	128mm	163mm	21mm	32mm
Brushed Tin	756.096.85	96mm	128mm	16mm	27mm
Brushed Tin	756.128.85	128mm	163mm	21mm	32mm

TUDOR

The Old American finish of Tudor will catch the eye of any antique lover.



[VIEW TUDOR ONLINE](#)



SHOWN IN OLD AMERICA



FINISH	CODE	HC	L	W/D	P/H
Old America	174.032.23	-	32mm	32mm	30mm

FINISH	CODE	HC	L	W/D	P/H
Old America	174.160.23	160mm	173mm	23mm	40mm

RIPPLE

Spanish made, the textured appearance of Ripple adds a striking level of detail to cabinetry.



[VIEW RIPPLE ONLINE](#)



SHOWN IN RUSTIC TIN



SHOWN IN ANTIQUE BRASS

FINISH	CODE	HC	L	W/D	P/H
Antique Brass	744.042.03	16mm	42mm	42mm	25mm
Rustic Tin	744.042.86	16mm	42mm	42mm	25mm

FINISH	CODE	HC	L	W/D	P/H
Antique Brass	744.096.03	96mm	127mm	23mm	25mm
Antique Brass	744.128.03	128mm	168mm	23mm	26mm
Brushed Tin	744.096.85	96mm	128mm	16mm	27mm
Brushed Tin	744.128.85	128mm	163mm	21mm	32mm

CHISEL

A refined, yet simple design from Italy that fits beautifully with traditional décor.



[VIEW CHISEL ONLINE](#)



SHOWN IN ANTIQUE BRASS



SHOWN IN PEWTER

FINISH	CODE	HC	L	W/D	P/H
Antique Brass	086.038.03	-	38mm	24mm	23mm
Pewter	086.038.14	-	38mm	24mm	23mm

FINISH	CODE	HC	L	W/D	P/H
Antique Brass	086.096.03	96mm	116mm	24mm	24mm
Pewter	086.096.14	96mm	116mm	24mm	24mm

PLUME

Designed in Spain, this rustic range adds a warm ambience to your cabinetry.



[VIEW PLUME ONLINE](#)



SHOWN IN RUSTIC TIN



SHOWN IN ANTIQUE BRASS

FINISH	CODE	HC	L	W/D	P/H
Antique Brass	736.030.03	-	-	30mm	25mm
Rustic Tin	736.030.86	-	-	30mm	25mm

FINISH	CODE	HC	L	W/D	P/H
Antique Brass	736.096.03	96mm	120mm	25mm	25mm
Rustic Tin	736.096.86	96mm	120mm	25mm	25mm

TESSELLATE

An textural handle in antique finishes which will complements bold geometric design.



[VIEW TESSELLATE ONLINE](#)



SHOWN IN ANTIQUE BRASS



SHOWN IN OIL RUBBED BRONZE



SHOWN IN BRUSHED TIN

FINISH	CODE	HC	L	W/D	P/H
Antique Brass	752.034.03	-	34mm	34mm	24mm
Oil Rubbed Bronze	752.034.80	-	34mm	34mm	24mm
Brushed Tin	752.034.85	-	34mm	34mm	24mm

FINISH	CODE	HC	L	W/D	P/H
Antique Brass	752.096.03	96mm	136mm	16mm	24mm
Antique Brass	752.128.03	128mm	161mm	20mm	25mm
Oil Rubbed Bronze	752.096.80	96mm	136mm	16mm	24mm
Oil Rubbed Bronze	752.128.80	128mm	161mm	20mm	25mm
Brushed Tin	752.096.85	96mm	136mm	16mm	24mm
Brushed Tin	752.128.85	128mm	161mm	20mm	25mm

HAMMER

With its hand forged appearance, this stunning handle is perfect for an industrial styled interior.



[VIEW HAMMER ONLINE](#)



SHOWN IN ANTIQUE BLACK

FINISH	CODE	HC	L	W/D	P/H
Antique Black	172.032.01	32mm	50mm	53mm	27mm
Antique Black	172.160.01	160mm	176mm	53mm	27mm
Antique Black	172.224.01	224mm	240mm	53mm	27mm



timber

COLLECTION

rustic TOUCH

With design trends moving toward warm natural materials with the layering of different timbers in interior spaces such as floorboards and furniture, Castella designed and handmade a Timber Collection to meet the growing demand from interior designers for high quality timber handles.

handmade + HIGH QUALITY

Madera is handmade featuring Tasmanian Oak or European Beech, paired with support posts in trending finishes. A perfect feature handle on contemporary or classic cabinetry.

Also available in custom timbers and sizes. Please enquire for availability.

[VIEW MADERA ONLINE](#)



MADERA

[VIEW MADERA ONLINE](#)



FINISH	CODE	HC	L	W/D	P/H
Tas Oak / Matt Black	300.050.04	-	50mm	22mm	36mm
Tas Oak / Matt Black	300.160.04	160mm	210mm	22mm	36mm
Tas Oak / Matt Black	300.224.04	224mm	274mm	22mm	36mm
Tas Oak / Matt Black	300.288.04	288mm	344mm	22mm	36mm
Tas Oak / Matt Black	300.416.04	416mm	480mm	22mm	36mm
Tas Oak / Polished Chrome	300.050.06	-	50mm	22mm	36mm
Tas Oak / Polished Chrome	300.160.06	160mm	210mm	22mm	36mm
Tas Oak / Polished Chrome	300.224.06	224mm	274mm	22mm	36mm
Tas Oak / Polished Chrome	300.288.06	288mm	344mm	22mm	36mm
Tas Oak / Polished Chrome	300.416.06	416mm	480mm	22mm	36mm
Tas Oak / Polished Brass	300.050.08	-	50mm	22mm	36mm
Tas Oak / Polished Brass	300.160.08	160mm	210mm	22mm	36mm
Tas Oak / Polished Brass	300.224.08	224mm	274mm	22mm	36mm
Tas Oak / Polished Brass	300.288.08	288mm	344mm	22mm	36mm
Tas Oak / Polished Brass	300.416.08	416mm	480mm	22mm	36mm
Tas Oak / Satin Chrome	300.050.15	-	50mm	22mm	36mm
Tas Oak / Satin Chrome	300.160.15	160mm	210mm	22mm	36mm
Tas Oak / Satin Chrome	300.224.15	224mm	274mm	22mm	36mm
Tas Oak / Satin Chrome	300.288.15	288mm	344mm	22mm	36mm
Tas Oak / Satin Chrome	300.416.15	416mm	480mm	22mm	36mm



SHOWN IN TAS OAK / MATT BLACK



SHOWN IN TAS OAK / POLISHED CHROME



SHOWN IN TAS OAK / POLISHED BRASS



SHOWN IN TAS OAK / SATIN CHROME



SHOWN IN TAS OAK / BRUSHED GOLD



SHOWN IN EURO BEECH / MATT BLACK



SHOWN IN EURO BEECH / POLISHED CHROME



SHOWN IN EURO BEECH / POLISHED BRASS

FINISH	CODE	HC	L	W/D	P/H
Tas Oak / Brushed Gold	300.050.32	-	50mm	22mm	36mm
Tas Oak / Brushed Gold	300.160.32	160mm	210mm	22mm	36mm
Tas Oak / Brushed Gold	300.224.32	224mm	274mm	22mm	36mm
Tas Oak / Brushed Gold	300.288.32	288mm	344mm	22mm	36mm
Tas Oak / Brushed Gold	300.416.32	416mm	480mm	22mm	36mm
Euro Beech / Matt Black	301.050.04	-	50mm	22mm	36mm
Euro Beech / Matt Black	301.160.04	160mm	210mm	22mm	36mm
Euro Beech / Matt Black	301.224.04	224mm	274mm	22mm	36mm
Euro Beech / Matt Black	301.288.04	288mm	344mm	22mm	36mm
Euro Beech / Matt Black	301.416.04	416mm	480mm	22mm	36mm
Euro Beech / Polished Chrome	301.050.06	-	50mm	22mm	36mm
Euro Beech / Polished Chrome	301.160.06	160mm	210mm	22mm	36mm
Euro Beech / Polished Chrome	301.224.06	224mm	274mm	22mm	36mm
Euro Beech / Polished Chrome	301.288.06	288mm	344mm	22mm	36mm
Euro Beech / Polished Chrome	301.416.06	416mm	480mm	22mm	36mm
Euro Beech / Polished Brass	301.050.08	-	50mm	22mm	36mm
Euro Beech / Polished Brass	301.160.08	160mm	210mm	22mm	36mm
Euro Beech / Polished Brass	301.224.08	224mm	274mm	22mm	36mm
Euro Beech / Polished Brass	301.288.08	288mm	344mm	22mm	36mm
Euro Beech / Polished Brass	301.416.08	416mm	480mm	22mm	36mm



SHOWN IN EURO BEECH / SATIN CHROME



SHOWN IN EURO BEECH / BRUSHED GOLD

FINISH	CODE	HC	L	W/D	P/H
Euro Beech / Satin Chrome	301.050.15	-	50mm	22mm	36mm
Euro Beech / Satin Chrome	301.160.15	160mm	210mm	22mm	36mm
Euro Beech / Satin Chrome	301.224.15	224mm	274mm	22mm	36mm
Euro Beech / Satin Chrome	301.288.15	288mm	344mm	22mm	36mm
Euro Beech / Satin Chrome	301.416.15	416mm	480mm	22mm matt <td>36mm</td>	36mm
Euro Beech / Brushed Gold	301.050.32	-	50mm	22mm	36mm
Euro Beech / Brushed Gold	301.160.32	160mm	210mm	22mm	36mm
Euro Beech / Brushed Gold	301.224.32	224mm	274mm	22mm	36mm
Euro Beech / Brushed Gold	301.288.32	288mm	344mm	22mm	36mm
Euro Beech / Brushed Gold	301.416.32	416mm	480mm	22mm	36mm



[VIEW MADERA ONLINE](#)

provence COLLECTION

bronze + BEAUTIFUL

The Castella Provence Collection is an evolution of tradition for handles. These beautiful handles and knobs are made entirely of bronze. The Provence handles are hand crafted applying the same casting techniques that was used in ancient times to build tools, weapons and armour which gives their imperfect finish and alluring character.

[VIEW THE PROVENCE COLLECTION ONLINE](#)



LINEA ITALIANA

A truly unique range, finishes and textures slightly differing between every individual item, handmade to order in Italy.



[VIEW LINEA ITALIANA ONLINE](#)



SHOWN IN DARK BRONZE



SHOWN IN SILVER



SHOWN IN LIGHT BRONZE



SHOWN IN SILVER

FINISH	CODE	HC	L	W/D	P/H
Dark Bronze	501.020.41	-	-	20mm	25mm
Dark Bronze	501.030.41	-	-	30mm	38mm
Light Bronze	501.020.42	-	-	20mm	25mm
Light Bronze	501.030.42	-	-	30mm	38mm
Silver	501.020.43	-	-	20mm	25mm
Silver	501.030.43	-	-	30mm	38mm

FINISH	CODE	HC	L	W/D	P/H
Dark Bronze	504.025.41	-	25mm	25mm	22mm
Dark Bronze	504.035.41	-	35mm	35mm	26mm
Dark Bronze	504.045.41	-	45mm	45mm	29mm
Light Bronze	504.025.42	-	25mm	25mm	22mm
Light Bronze	504.035.42	-	35mm	35mm	26mm
Light Bronze	504.045.42	-	45mm	45mm	29mm
Silver	504.025.43	-	25mm	25mm	22mm
Silver	504.035.43	-	35mm	35mm	26mm
Silver	504.045.43	-	45mm	45mm	29mm



SHOWN IN DARK BRONZE

FINISH	CODE	HC	L	W/D	P/H
Dark Bronze	508.128.41	128mm	138mm	19mm	30mm
Dark Bronze	508.160.41	160mm	173mm	19mm	30mm
Dark Bronze	508.384.41	384mm	392mm	20mm	30mm
Light Bronze	508.128.42	128mm	138mm	19mm	30mm
Light Bronze	508.160.42	160mm	173mm	19mm	30mm
Light Bronze	508.384.42	384mm	392mm	20mm	30mm
Silver	508.128.43	128mm	138mm	19mm	30mm
Silver	508.160.43	160mm	173mm	19mm	30mm
Silver	508.384.43	384mm	392mm	20mm	30mm

TUSCAN FOUNDRY

Another unique Italian handmade range, beautifully suited to heritage homes. Available in 3 styles, 6 sizes & 3 finishes.



DARK BRONZE



LIGHT BRONZE



SILVER

[VIEW TUSCAN FOUNDRY ONLINE](#)



SHOWN IN DARK BRONZE

FINISH	CODE	HC	L	W/D	P/H
Dark Bronze	502.128.41	128mm	155mm	20mm	25mm
Light Bronze	502.128.42	128mm	155mm	20mm	25mm
Silver	502.128.43	128mm	155mm	20mm	25mm



SHOWN IN SILVER

FINISH	CODE	HC	L	W/D	P/H
Dark Bronze	507.096.41	96mm	103mm	25mm	24mm
Light Bronze	507.096.42	96mm	103mm	25mm	24mm
Silver	507.096.43	96mm	103mm	25mm	24mm



SHOWN IN LIGHT BRONZE



SHOWN IN LIGHT SILVER

FINISH	CODE	HC	L	W/D	P/H
Dark Bronze	503.030.41	-	30mm	23mm	25mm
Dark Bronze	503.040.41	-	40mm	28mm	26mm
Light Bronze	503.030.42	-	30mm	23mm	25mm
Light Bronze	503.040.42	-	40mm	28mm	26mm
Silver	503.030.43	-	30mm	23mm	25mm
Silver	503.040.43	-	40mm	28mm	26mm



SHOWN IN DARK BRONZE

FINISH	CODE	HC	L	W/D	P/H
Dark Bronze	506.128.41	128mm	135mm	12mm	40mm
Dark Bronze	506.224.41	224mm	232mm	12mm	40mm
Dark Bronze	506.315.41	315mm	325mm	12mm	37mm
Light Bronze	506.128.42	128mm	135mm	12mm	40mm
Light Bronze	506.224.42	224mm	232mm	12mm	40mm
Light Bronze	506.315.42	315mm	325mm	12mm	37mm
Silver	506.128.43	128mm	135mm	12mm	40mm
Silver	506.224.43	224mm	232mm	12mm	40mm
Silver	506.315.43	315mm	325mm	12mm	37mm

INDEX

CODE	PG	CODE	PG	CODE	PG	CODE	PG	CODE	PG	CODE	PG	CODE	PG
001.096.05	17	007.096.05	54	012.128.06	71	032.128.07	49	036.288.07	52	056.034.33	22	085.128.14	31
001.096.06	17	007.128.05	54	012.128.10	71	032.128.08	49	036.352.04	52	058.070.04	29	086.038.03	76
001.096.08	17	007.160.05	54	022.128.04	15	032.128.10	49	036.352.07	52	058.070.14	29	086.038.14	76
001.096.09	17	007.192.05	54	022.128.06	15	032.160.04	48	036.416.04	52	062.035.16	26	086.096.03	76
001.096.15	17	007.224.05	54	022.128.15	15	032.160.06	49	036.416.07	52	062.035.17	26	086.096.14	76
001.128.05	17	007.288.05	54	024.096.07	51	032.160.07	49	048.128.07	53	062.035.19	26	087.030.21	23
001.128.06	17	007.352.05	54	024.128.07	51	032.160.08	49	048.160.07	53	062.090.16	26	087.030.22	23
001.128.08	17	007.416.05	54	024.160.07	51	032.160.10	49	048.192.07	53	062.090.17	26	088.032.03	23
001.128.09	17	007.480.05	54	024.224.07	51	032.224.04	48	048.288.07	53	062.090.19	26	088.032.14	23
001.128.15	17	008.064.01	21	024.288.07	51	032.224.06	49	048.320.07	53	062.128.16	26	088.064.03	23
003.128.04	71	008.064.03	21	024.352.07	51	032.224.07	49	048.384.07	53	062.128.17	26	088.064.14	23
003.128.15	71	008.064.04	21	024.416.07	51	032.224.08	49	048.480.07	53	062.128.19	26	087.096.21	23
004.096.05	67	008.064.05	21	024.480.07	51	032.224.10	49	048.640.07	53	062.224.16	26	087.096.22	23
004.096.06	67	008.064.06	21	024.544.07	51	032.288.04	48	048.768.07	53	062.224.17	26	089.064.03	30
004.096.15	67	008.064.08	21	024.608.07	51	032.288.06	49	050.030.01	22	062.224.19	26	089.064.14	30
004.128.05	67	008.064.14	21	024.704.07	51	032.288.07	49	050.030.03	22	066.096.10	50	089.070.03	30
004.128.06	67	008.064.32	21	024.896.07	51	032.288.08	49	050.030.04	22	066.128.10	50	089.070.14	30
004.128.15	67	008.064.33	21	028.096.04	29	032.288.10	49	050.030.05	22	066.160.10	50	089.096.03	30
004.160.05	67	009.064.05	21	028.096.14	29	032.352.04	48	050.030.06	22	066.224.10	50	089.096.14	30
004.224.05	67	010.076.01	21	028.128.04	29	032.352.06	49	050.030.08	22	066.288.10	50	099.030.04	58
004.288.05	67	010.076.03	21	028.128.14	29	032.352.07	49	050.030.09	22	070.020.04	61	099.030.07	58
005.040.07	50	010.076.08	21	028.160.04	29	032.352.08	49	050.030.14	22	070.020.06	61	099.100.04	58
005.096.07	50	010.076.14	21	028.160.14	29	032.352.10	49	050.030.32	22	070.020.11	61	099.100.07	58
005.128.07	50	010.076.32	21	030.096.06	14	032.448.04	48	050.030.33	22	070.025.04	61	099.200.04	58
005.160.07	50	010.076.33	21	030.128.09	14	032.448.06	49	055.025.10	53	070.025.06	61	099.200.07	58
005.224.07	50	011.096.06	66	030.128.06	14	032.448.07	49	055.096.10	53	070.025.11	61	099.300.04	58
005.288.07	50	011.096.10	66	030.096.10	14	032.448.08	49	055.128.10	53	085.038.03	31	099.300.07	58
005.352.07	50	011.128.06	66	030.096.09	14	032.448.10	49	056.034.01	22	085.038.14	31	099.400.04	58
005.416.07	50	011.128.10	66	030.128.10	14	036.128.04	52	056.034.03	22	085.050.03	31	099.400.07	58
005.480.07	50	011.160.06	66	032.096.04	48	036.128.07	52	056.034.04	22	085.050.14	31	099.030.25	59
005.544.07	50	011.160.10	66	032.096.06	49	036.160.04	52	056.034.05	22	085.064.03	31	099.030.27	59
006.096.05	71	011.224.06	66	032.096.08	49	036.160.07	52	056.034.06	22	085.064.14	31	099.030.35	59
006.096.06	71	011.224.10	66	032.096.10	49	036.224.04	52	056.034.08	22	085.085.03	31	099.100.25	59
006.128.05	71	012.096.06	71	032.128.04	48	036.224.07	52	056.034.14	22	085.085.14	31	099.100.27	59
006.128.06	71	012.096.10	71	032.128.06	49	036.288.04	52	056.034.32	22	085.128.03	31	099.100.35	59

INDEX

CODE	PG	CODE	PG	CODE	PG	CODE	PG	CODE	PG	CODE	PG	CODE	PG
099.200.25	59	163.256.04	55	170.160.05	37	205.102.80	9	220.128.04	39	301.160.06	82	402.192.10	25
099.200.27	59	163.256.05	55	170.160.06	37	206.102.10	9	220.128.35	39	301.160.08	82	402.192.38	25
099.200.35	59	163.320.04	55	170.160.30	37	206.102.28	9	220.192.04	39	301.160.15	83	403.032.06	27
099.300.25	59	163.320.05	55	170.160.31	37	206.102.35	9	220.192.35	39	301.160.32	83	403.032.10	27
099.300.27	59	165.030.03	14	170.160.35	37	206.102.80	9	300.050.04	81	301.224.04	82	403.032.38	27
099.300.35	59	165.030.06	14	170.224.04	36	208.076.10	10	300.050.06	81	301.224.06	82	403.038.06	27
099.400.25	59	165.030.13	14	170.224.05	37	208.076.28	10	300.050.08	81	301.224.08	82	403.038.10	27
099.400.27	59	165.030.23	14	170.224.06	37	208.076.35	10	300.050.15	81	301.224.15	83	403.038.38	27
099.400.35	59	165.037.03	14	170.224.30	37	208.076.80	10	300.160.04	81	301.224.32	83	403.096.06	27
140.043.06	11	165.037.06	14	170.224.31	37	208.102.10	10	300.160.06	81	301.288.04	82	403.096.10	27
140.043.15	11	165.037.13	14	170.224.35	37	208.102.28	10	300.160.08	81	301.288.06	82	403.096.38	27
140.128.06	11	165.037.23	14	170.320.04	36	208.102.35	10	300.160.15	81	301.288.08	82	403.160.06	27
140.128.15	11	165.096.03	13	170.320.05	37	208.102.80	10	300.224.04	81	301.288.15	83	403.160.10	27
140.192.06	11	165.096.06	13	170.320.06	37	208.152.10	10	300.224.06	81	301.288.32	83	403.160.38	27
140.192.15	11	165.096.13	13	170.320.30	37	208.152.28	10	300.224.08	81	301.416.04	82	404.096.06	15
140.320.06	11	165.096.23	13	170.320.31	37	208.152.35	10	300.224.15	81	301.416.06	82	404.096.10	15
140.320.15	11	165.128.03	13	170.320.35	37	208.152.80	10	300.288.04	81	301.416.08	82	404.096.35	15
145.020.06	70	165.128.06	13	172.032.01	77	210.035.10	9	300.288.06	81	301.416.15	83	404.096.38	15
145.020.15	70	165.128.13	13	172.160.01	77	210.035.28	9	300.288.08	81	301.416.32	83	405.128.04	47
145.128.06	70	165.128.23	13	172.224.01	77	210.035.35	9	300.288.15	81	400.016.04	42	405.128.06	47
145.128.15	70	165.160.03	13	174.032.23	75	210.035.80	9	300.416.04	81	400.016.10	42	405.128.10	47
145.224.06	70	165.160.06	13	174.160.23	75	212.032.10	11	300.416.06	81	400.016.35	42	405.128.35	47
145.224.15	70	165.160.13	13	200.076.10	8	212.032.28	11	300.416.08	81	400.160.04	42	405.192.04	47
148.128.06	59	165.160.23	13	200.076.28	8	212.032.35	11	300.416.15	81	400.160.10	42	405.192.06	47
148.128.15	59	166.030.03	13	200.076.80	8	212.032.80	11	300.050.32	82	400.160.35	42	405.192.10	47
148.160.06	59	166.030.06	13	202.076.10	8	212.038.10	11	300.160.32	82	400.320.04	42	405.192.35	47
148.160.15	59	166.030.13	13	202.076.28	8	212.038.28	11	300.224.32	82	400.320.10	42	405.320.04	47
163.096.04	55	166.030.23	13	202.076.35	8	212.038.35	11	300.288.32	82	400.320.35	42	405.320.06	47
163.096.05	55	170.019.04	36	202.076.80	8	212.038.80	11	300.416.32	82	402.016.06	25	405.320.10	47
163.128.04	55	170.019.05	37	203.076.10	9	216.038.10	10	301.050.04	82	402.016.10	25	405.320.35	47
163.128.05	55	170.019.06	37	203.076.28	9	216.038.28	10	301.050.06	82	402.016.38	25	408.160.04	40
163.160.04	55	170.019.30	37	203.076.35	9	216.038.35	10	301.050.08	82	402.128.06	25	408.160.06	40
163.160.05	55	170.019.31	37	203.076.80	9	216.038.80	10	301.050.15	83	402.128.10	25	408.160.10	40
163.192.04	55	170.019.35	37	205.102.10	9	220.050.04	39	301.050.32	83	402.128.38	25	408.160.35	40
163.192.05	55	170.160.04	36	205.102.28	9	220.050.35	39	301.160.04	82	402.192.06	25	408.320.04	40

INDEX

CODE	PG	CODE	PG	CODE	PG	CODE	PG	CODE	PG	CODE	PG	CODE	PG
408.320.06	40	504.025.42	85	530.300.04	63	732.192.10	67	756.096.85	74	776.145.15	61	795.128.37	35
408.320.10	40	504.025.43	85	530.300.07	63	736.030.03	76	756.128.03	74	778.096.08	28	795.192.04	34
408.320.35	40	504.035.41	85	704.160.06	38	736.030.86	76	756.128.85	74	778.096.21	28	795.192.10	34
408.480.04	40	504.035.42	85	704.160.10	38	736.096.03	76	761.025.51	28	780.030.08	29	795.192.25	34
408.480.06	40	504.035.43	85	704.160.15	38	736.096.86	76	761.025.55	28	780.035.08	29	795.192.32	34
408.480.10	40	504.045.41	85	704.224.06	38	744.042.03	75	761.030.51	28	784.030.08	29	795.192.36	35
408.480.35	40	504.045.42	85	704.224.10	38	744.042.86	75	761.030.55	28	784.035.08	29	795.192.37	35
410.060.04	43	504.045.43	85	704.224.15	38	744.096.03	75	762.025.51	28	788.128.07	41	795.320.04	34
410.060.06	43	506.128.41	87	704.288.06	38	744.096.85	75	762.025.55	28	788.160.07	41	795.320.10	34
410.060.10	43	506.128.42	87	704.288.10	38	744.128.03	75	762.030.51	28	788.192.07	41	795.320.25	34
410.060.35	43	506.128.43	87	704.288.15	38	744.128.85	75	762.030.55	28	788.224.07	41	795.320.32	34
410.090.04	43	506.224.41	87	708.128.04	38	748.034.03	24	763.025.51	28	788.288.07	41	795.320.36	35
410.090.06	43	506.224.42	87	708.128.15	38	748.034.80	24	763.025.55	28	788.384.07	41	795.320.37	35
410.090.10	43	506.224.43	87	708.128.25	38	748.034.86	24	763.030.51	28	788.448.07	41	796.025.04	35
410.090.35	43	506.315.41	87	708.192.04	38	748.096.03	24	763.030.55	28	788.672.07	41	796.025.06	35
411.018.04	62	506.315.42	87	708.192.15	38	748.096.80	24	764.030.04	60	788.896.07	41	796.025.10	35
411.018.35	62	506.315.43	87	708.192.25	38	748.096.86	24	764.030.06	60	792.160.06	63	796.025.25	35
411.025.04	62	507.096.41	86	716.032.15	43	748.128.03	24	764.030.15	60	792.160.10	63	796.025.32	35
411.025.35	62	507.096.42	86	716.050.15	43	748.128.80	24	764.030.25	60	792.160.15	63	796.025.36	35
501.020.41	85	507.096.43	86	716.080.15	43	748.128.86	24	764.040.04	60	792.224.06	63	796.025.37	35
501.020.42	85	508.128.41	86	723.128.04	16	751.060.04	41	764.040.06	60	792.224.10	63	797.025.04	35
501.020.43	85	508.128.42	86	723.128.10	16	751.060.10	41	764.040.15	60	792.224.15	63	797.025.06	35
501.030.41	85	508.128.43	86	723.128.25	16	751.060.25	41	764.040.25	60	793.224.04	69	797.025.10	35
501.030.42	85	508.160.41	86	723.192.04	16	752.034.03	77	764.150.03	61	793.224.06	69	797.025.25	35
501.030.43	85	508.160.42	86	723.192.10	16	752.034.80	77	764.150.06	61	793.224.10	69	797.025.32	35
502.128.41	86	508.160.43	86	723.192.25	16	752.034.85	77	764.150.15	61	793.224.25	69	797.025.36	35
502.128.42	86	508.384.41	86	724.160.06	40	752.096.03	77	768.039.04	60	793.320.04	69	797.025.37	35
502.128.43	86	508.384.42	86	724.160.10	40	752.096.80	77	768.039.06	60	793.320.06	69		
503.030.41	87	508.384.43	86	724.192.06	40	752.096.85	77	768.039.15	60	793.320.10	69		
503.030.42	87	530.150.04	63	724.192.10	40	752.128.03	77	768.039.25	60	793.320.25	69		
503.030.43	87	530.150.07	63	732.030.06	67	752.128.80	77	768.050.04	60	795.128.04	34		
503.040.41	87	530.200.04	63	732.030.10	67	752.128.85	77	768.050.06	60	795.128.10	34		
503.040.42	87	530.200.07	63	732.160.06	67	756.034.03	74	768.050.15	60	795.128.25	34		
503.040.43	87	530.250.04	63	732.160.10	67	756.034.85	74	768.050.25	60	795.128.32	34		
504.025.41	85	530.250.07	63	732.192.06	67	756.096.03	74	776.145.06	61	795.128.36	35		

C A S T E L L A

Fine Architectural Hardware

castella@castella.com.au

www.castella.com.au

1300 717 120