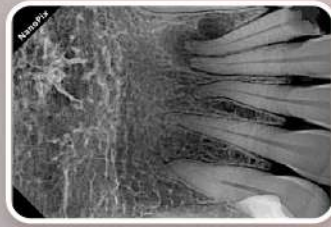


# HyperLight

PORTABLE X-RAY UNIT



- Clinical Imagery



•

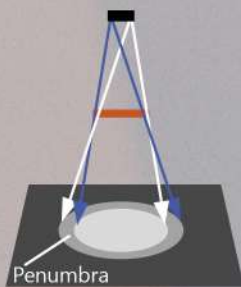
••

•••

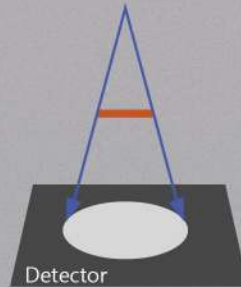
- Sharp, high resolution images with a **0.4mm** focal spot

Source focal spot

Source focal spot



Subject



Eighteenth

Effect of focal spot size

Engineered  
for  
**accurate**  
images



# Designed with **safety** in mind



Built-in leaded double shield to protect the operator from leakage radiation



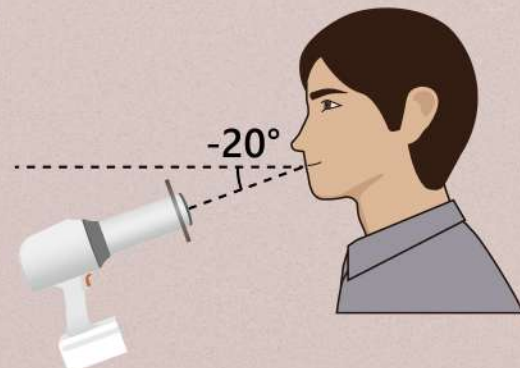
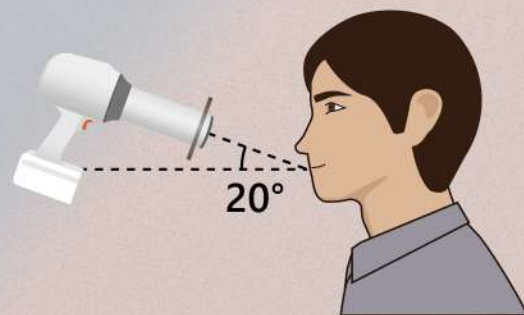
Locking system to prevent unintentional exposure



# Simplify your digital workflow



- Compact size and lightweight can make you operate it by one hand only



- Intuitive user interface

- Smart angulation system

Maximize  
your  
diagnostic  
potential



Perfect  
combination



<b>Model</b>	<b>: HyperLight</b>	<b>Weight</b>	<b>: 1.8 kg</b>
<b>Focal Spot</b>	<b>: 0.4mm</b>	<b>Battery</b>	<b>: 2500mAh x 4</b>
<b>Tube Voltage</b>	<b>: 65kV</b>	<b>Exposure Time Range</b>	<b>: 0.02-2 Sec</b>
<b>Tube Current</b>	<b>: 2.5mA</b>	<b>Line voltage</b>	<b>: 100V-240V, 50Hz/60Hz</b>