



# Silhouette - 20x26m (485m<sup>2</sup>)

## PRODUCT SHEET

### DESCRIPTION



Silhouette tents, or sailcloth tents, are beautiful and unique in their kind. They radiate elegance thanks to the wave-like peaks, the luscious sailcloth and the massive wooden poles.

The 20x26m oval tent has six center poles and gives you several options for the set up inside the tent. This tent is suitable for a maximum of 300 seated guests, or a non-seated event up to 580 guests.

### MATERIALS

These sailcloth tents distinguish themselves by the translucent character of the sailcloth and their different shapes. Most of all because of excellent craftsmanship, as all tents are handmade by specialized sailmakers.

The wooden poles are laminated pine wood which makes them ultra strong and they are coated with a rustic varnish to protect them.

On top of the center poles, there is an option to install unique pennant flags, these flags can also be personalized (in your desired color or logo)

Keep in mind that an extra space of 1,5m around the tent is needed to anchor and install the tent.

### COLORS


Available colors are ivory & midnight blue.

### SIDEWALLS / HEATING

Silhouette tents can all be fully closed with an easy to adapt sidewall system, where you can choose between clear and / or solid sidewalls. This makes it easy to heat or air condition the tent. You can thus enjoy the feel of both an open or closed tent.

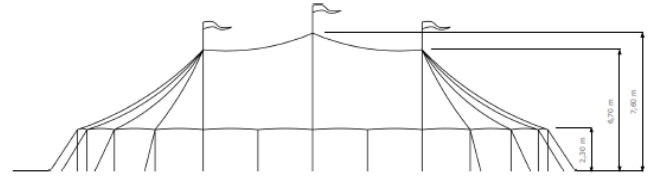
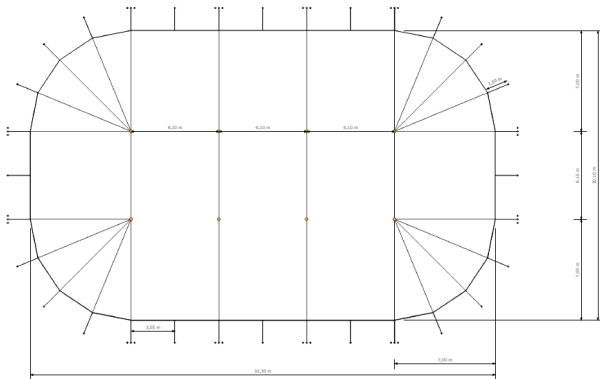
### CONNECTION

A Silhouette walkway can connect 2 Silhouette tents, and can also be closed on the sides with solid or transparent sidewalls.





TECHNICAL DRAWING



What's included?

- 1x 20x26m Oval Canopy + Tentbag
- 4x 6,70m centre pole
- 2x 7,62m centre pole
- 28x 2,30m Sidepoles
- 48x Steel Pegs (1,00m)
- 48x Peg Covers
- 28x 50mm Ratchets
- 10x 3-hole stakeplate
- 6x Bamboo Flagstaff & Flag
- 24x Sidewalls (6,00m) - solid or clear
- 8x Sidewalls (3,00m) - solid or clear

LONG TERM INSTALLATION

For (semi-)permanent builds we recommend adding baseplates under the poles for extra protection. This will greatly increase your pole's lifespan and structural integrity. For this tent, you will require following quantities (not included in a standard set):

- 28x small baseplate

A Silhouette tent has a long-term estimated lifespan of 2-3 year. If you wish to extend this lifespan up to 7-10 year, upgrade to a ferrari sailcloth.

In case of a long term installation it's important to check the tension on the tent (at least every month), and to keep the tent free of snow or ice by heating the tent.

Our tents are able to carry high winds up to 120km/h. When winds reach more then 75km/h its important to open the sidewalls so that the wind can blow through the tent. It is very important at that moment that the tent is still firmly anchored all around.

It is necessary to permanently melt the snow on top of your tent. The best way to do this is to heat the tent with a special heating device.

Ideally the tent should be heated before it starts snowing. This prevents the tent from collapsing under the weight of snow or ice. So always keep an eye of possible snowfall in the Winter, if you live in a region where snowfall is possible.

EXAMPLE FORMULAS

1. Ceremony 800

2. Cocktail 580

3. Walking dinner 475

4. Seated dinner 300

Important note - The formulas above gives an indication of the maximum capacity of the tent.