



2020 + 998 Turbo Precision EFI oil tank vent hose

The goal : the oil vent which were originally connected to the air box will now evacuated the oil vapors outside the engine bay with the new Precision EFI air intake


Step 1 - The easiest way to have access to the PCV valve (positive crankcase ventilation valve) is to remove the seat and fuel tank



Step 2 - Remove the hose coming from the PCV valve to the original air box



Step 3 - Plug the u-shaped end of the Precision EFI vent hose to the PCV valve, using the OEM clamp. Then follow the cables and the other hose down, right to the belly pan near the engine oil tank



Step 4 - Drill a 1 inch hole in the plastic belly pan between the heat shield and the footrest to allow the hose to pass through. To ensure proper oil vapor evacuation the hose must extend beyond the belly pan by at least one inch

