





# SELKA

## TECHNICAL Information

Measurements and weights (kg)					
	S	M	M+	L	XL
<b>Table top</b>	50 x 35 cm	68 x 40 cm	68 x 50 cm	78 x 50 cm	90 x 60 cm
<b>MAHTUVA</b>					
					
White solid laminate - white/black base	17	20	-	25	28
Black solid laminate - white/black base	16	19	-	23	26
Blackwhite solid laminate - white/black base	16	17	-	23	25
Solid oak wood - white/black base	16	18	-	23	25
<b>ELECTRO</b>					
					
White solid laminate - white/black base	-	-	-	31	33
Black solid laminate - white/black base	-	-	-	30	31
Blackwhite solid laminate - white/black base	-	-	-	-	-
Solid oak wood - white/black base	-	-	-	29	31
<b>ELECTRO SMART</b>					
					
White solid laminate - white/black base	-	-	-	33	34
Black solid laminate - white/black base	-	-	-	31	31
Blackwhite solid laminate - white/black base	-	-	-	-	-
Solid oak wood - white/black base	-	-	-	31	33

SOPIVA	S	M	M+	L	XL
					
Aluminium	15	-	21	-	-
Solid oak wood	15	-	21	-	-

Package weight is 2 - 5 kg.

The recommended maximum load of the tables Mahtuva and Sopiva is 20 kg and Electro 30 kg.