



EcoRoam 100

User Guide | Models: GDI-EXRMX100...120



Control Buttons & Operations

On / Off

PRESS & HOLD the Power Button  for 3-5 seconds to turn it On / Off.

Play / Pause


Press  once to pause & play song tracks.

PRESS & HOLD  to disconnect Bluetooth connection.

Refer to **Bluetooth Pairing & Audio** for details.





Track Selection

PRESS & HOLD  for previous track selection.


PRESS & HOLD  to advance the track selection.

Speaker Volume

Press  once to decrease the volume. Press  once to increase the volume.


Phone Calls

Press  once to answer incoming mobile calls and once again to hang up.

PRESS & HOLD  to reject incoming mobile calls.

Party Lights

Once turned on, the EcoRoam 100 automatically enters Party Lights Music Sync mode.

Press  once to cycle through additional Party Light Modes.

Wireless Pairing of Two Speakers

This functionality is **ONLY** available with two EcoRoam 100 speakers. Refer to **Wireless Stereo Connection of Two Speakers** for details.

Imp
Fully
INP
EcoF
Wh
REC
EcoF
Aud
Con
Blue
indic
NOT
AUX

Specifications

TRC
EcoRCs
It is ur
AUX-I
FCC
This d
1) TT
2) TT
WARN
autho
NOTE
Part 15
reside
used t
guaran
radio.
to cor
the se
to whi
RFV
The d
condi

Unit Weight
6 lbs 8 ounces

Output Power
2x 15W Stereo Speakers

S/N Ratio
90dB +/- 3dB

Power Source
7.4V, 4000mAh Lithium Battery

USB Input
5V, 2.1A

USB Output
5V, 1A

Frequency Range
20Hz-18,000Hz

Play Time
15+ hours from full charge at 75% volume level

Charging Options
USB to adapter or computer

Charging Time
Approximately 5 hours

Bluetooth
Bluetooth® 4.1; Up to 30 ft / 10 m

Pairing Speakers
Two-Unit Wireless Pairing;
Up to 15 ft / 5 m between paired speakers

Recommended Storage (Battery) Temperature
59°F / 15°C

Waterproof / Dust Rating
IPX5

