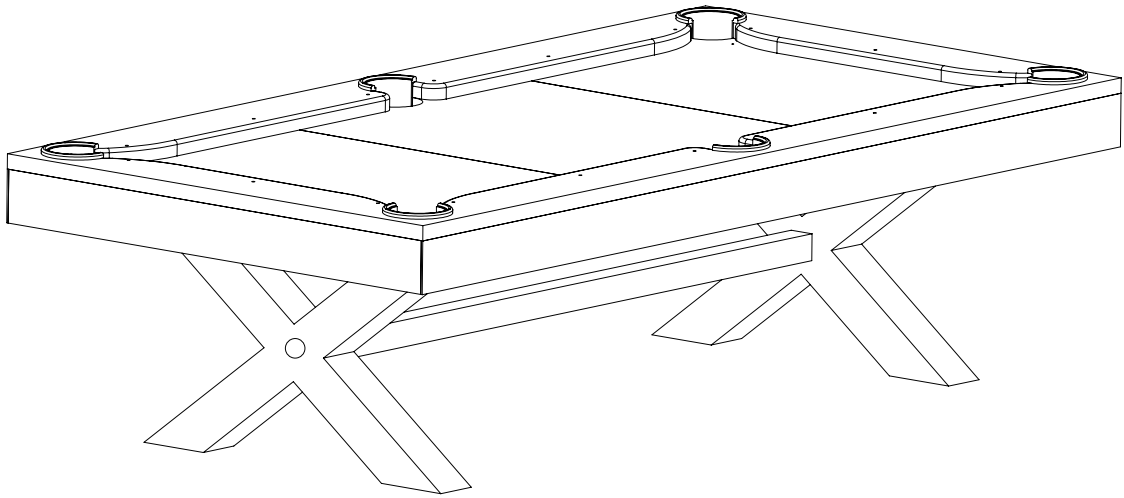


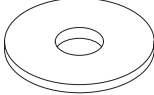
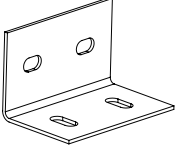

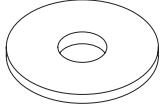
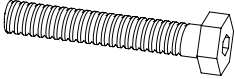
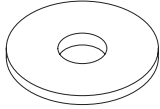




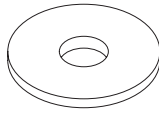

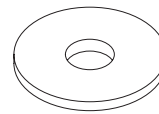

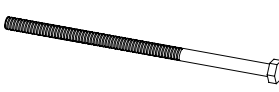
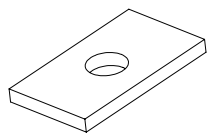
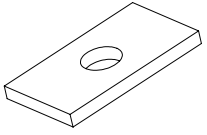

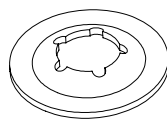
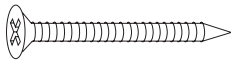
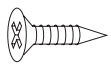
MANHATTAN



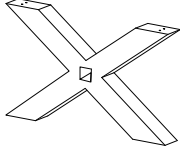
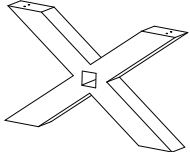
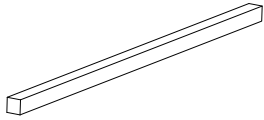
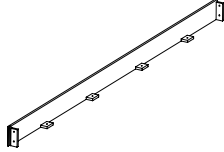
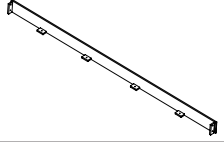
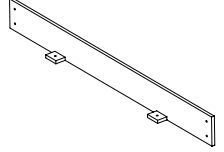
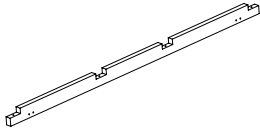
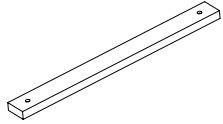
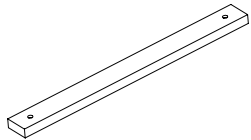
MANHATTAN TABLE ASSEMBLY INSTRUCTIONS

REPLACEMENTPARTSLIST(HARDWARE)

| PACKAGE | ITEM# | SAMPLE | DESCRIPTION | QTY. |
|----------|-------------|---|---|------------------------------------|
| LEG | H1 |  | HEX HEAD CROSS BOLT 12*220mm" | 2 |
| | H2 | | FLAT WASHER 12*30*2mm | 2 |
| | H20 | | SEMICIRCLE NUT 35*17.5*20mm | 2 |
| | H21 |  | HEX HEAD CROSS BOLT 3/8"*1-1/2" | 8 |
| | H22 |  | FLAT WASHER 3/8"*28-30mm*2mm | 8 |
| | L CONNECTOR |  | 120*(50*50)*3mm | 4 |
| | BEAM | H3 |  | HEX HEAD CROSS BOLT 5/16" * 1-1/2" |
| H4 | |  | FLAT WASHER 5/16" * 22mm*2mm | 8 |
| BEAM/LEG | H5 |  | HEX BOLT 3/8"*3-3/8" | 8 |
| | H6 |  | FLAT WASHER 3/8"*28-30mm*2mm | 16 |
| | H7 |  | HEX NUT 3/8" I.D. | 8 |

| PACKAGE | ITEM# | SAMPLE | DESCRIPTION | QTY. |
|---------------------|-------|---|------------------------------------|------|
| PANNEL | H8 |  | HEX HEAD CROSS BOLT 5/16" * 1-1/2" | 8 |
| | H9 |  | FLAT WASHER 5/16" * 22mm*2mm | 8 |
| PANNEL/RAIL CUSHION | H10 |  | HEX HEAD CROSS BOLT 5/16" * 1-1/2" | 12 |
| | H11 |  | FLAT WASHER 5/16" * 22mm*2mm | 12 |
| RAIL CUSHION | H12 |  | HEX HEAD CROSS BOLT 3/8"*4" | 4 |
| | H13 |  | HEX HEAD CROSS BOLT 3/8"*7" | 2 |
| | H14 |  | RECTANGULAR WASHER 3/8"*35*20*3mm | 6 |
| | H15 |  | RECTANGULAR NUT 3/8"*35*20*3mm | 6 |
| SLATE/RAIL | H16 |  | HEX HEAD CROSS BOLT 3/8"*2" | 18 |
| | H17 |  | PLUM BLOSSOM WASHER 3/8"*34*2mm | 18 |
| SLATE | H18 |  | FLAT HEAD SCREW 11*5*60mm | 12 |
| POCKET | H19 |  | FLAT HEAD SCREW 8*3*16mm | 12 |

REPLACEMENT PARTS LIST

| PACKAGE | ITEM# | SAMPLE | DESCRIPTION | QTY. |
|---------|-------|---|-------------------|------|
| LEG | 1 |  | LEFT LEG | 1 |
| | 2 |  | RIGHT LEG | 1 |
| | 3 |  | SHORT LEG BEAM | 1 |
| PANNEL | 4 |  | LEFT SIDE APRON | 1 |
| | 5 |  | RIGHT SIDE APRON | 1 |
| | 6 |  | END APRON | 2 |
| BEAM | 7 |  | LONG BEAM | 2 |
| | 8 |  | SHORT BEAM | 2 |
| | 18 |  | CENTER BEAM(LONG) | 2 |

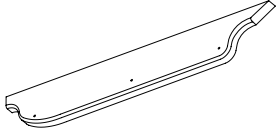
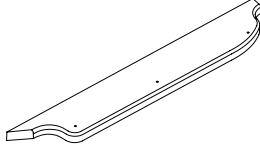
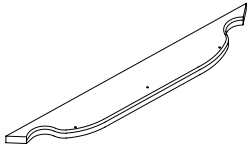

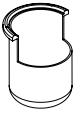
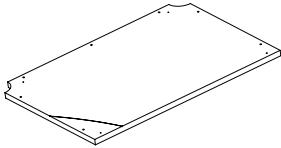
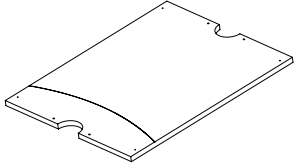
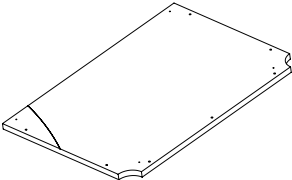
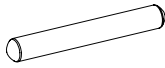
| PACKAGE | ITEM# | SAMPLE | DESCRIPTION | QTY. |
|-----------------|-------|---|---------------------|------|
| RAIL CUSHION | 9 |  | TOP TAIL LEFT SIDE | 2 |
| | 10 |  | TOP TAIL RIGHT SIDE | 2 |
| | 11 |  | TOP RAIL END | 2 |
| POCKET | 12 |  | CORNER POCKET | 4 |
| | 13 |  | SIDE POCKET | 2 |
| SLATE | 14 |  | SLATE(LEFT) | 1 |
| | 15 |  | SLATE(CENTER) | 1 |
| | 16 |  | SLATE(RIGHT) | 1 |
| | 17 |  | WOOD JOINT | 4 |

FIG.1

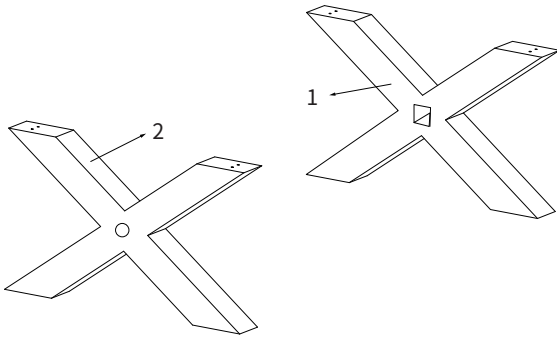


FIG.2

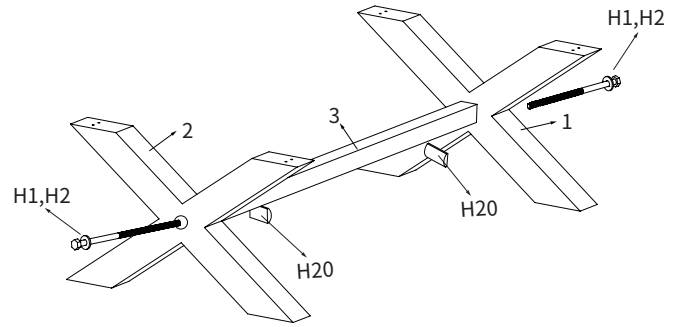


FIG.3

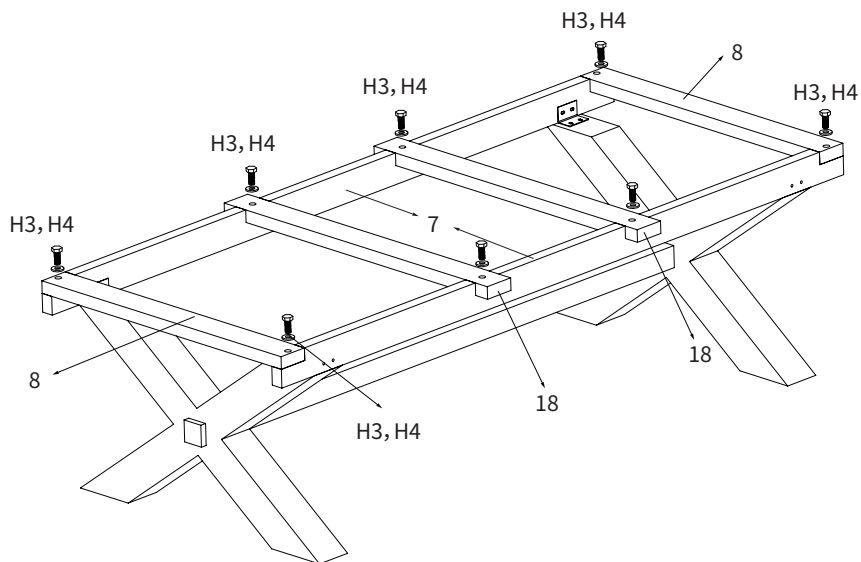
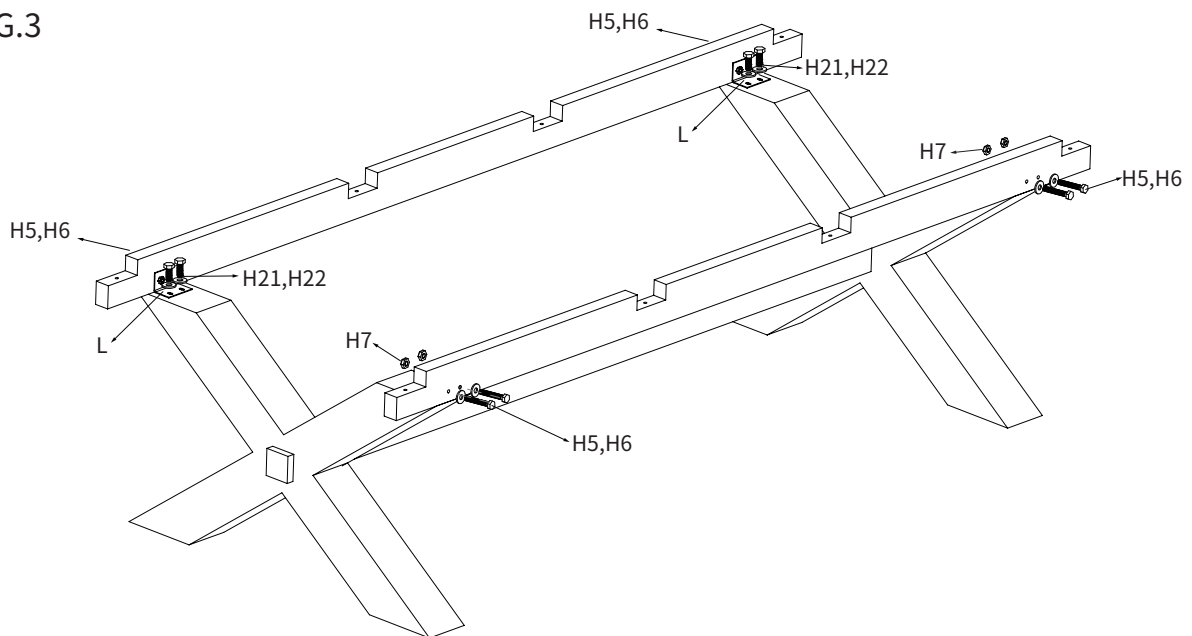


FIG.4

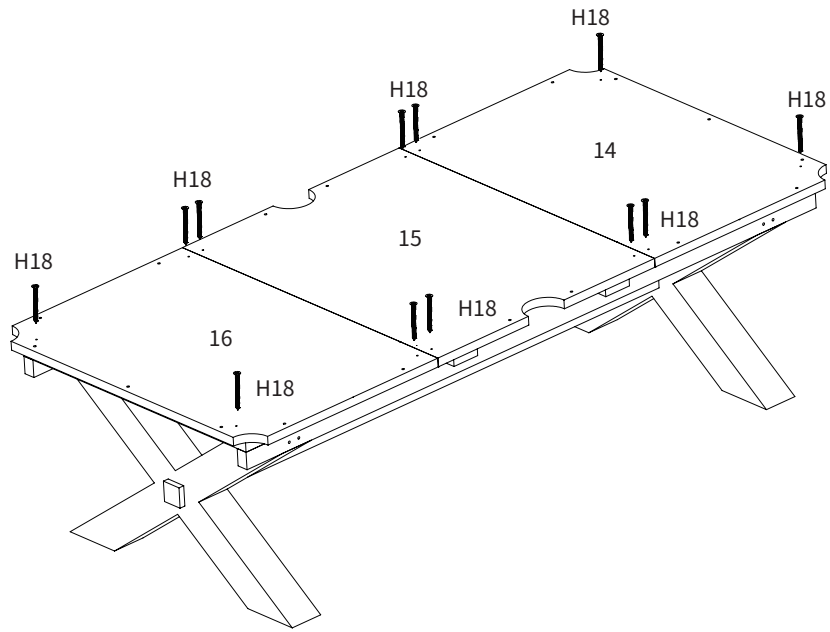


FIG.5

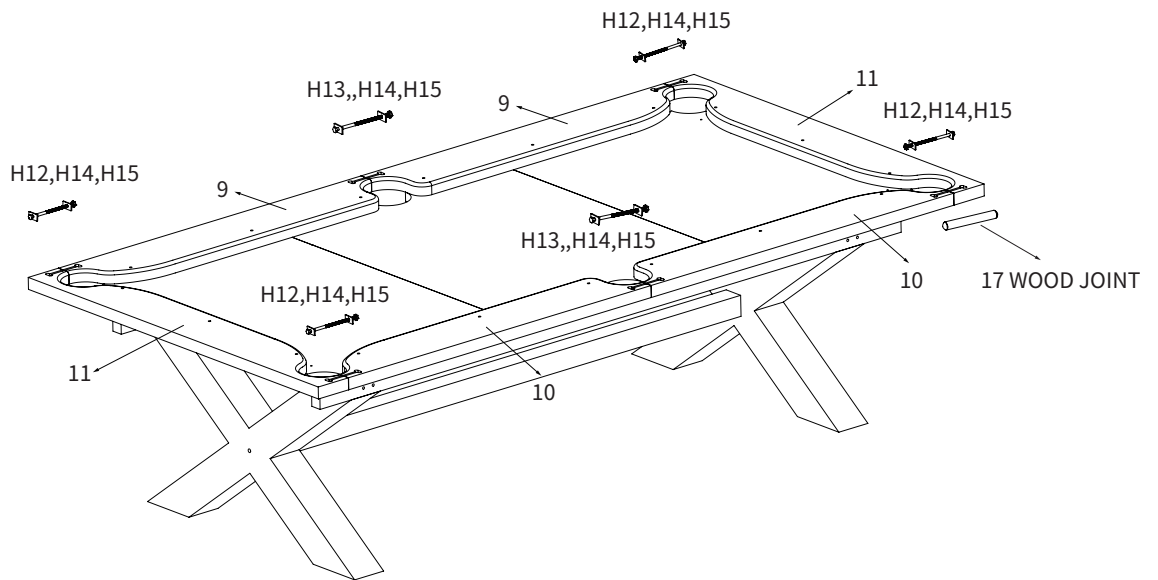


FIG.6

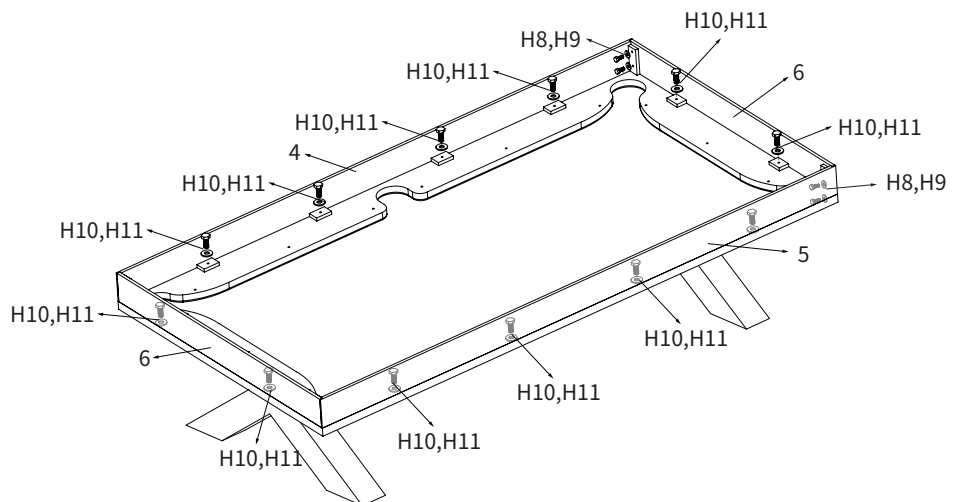


FIG.7

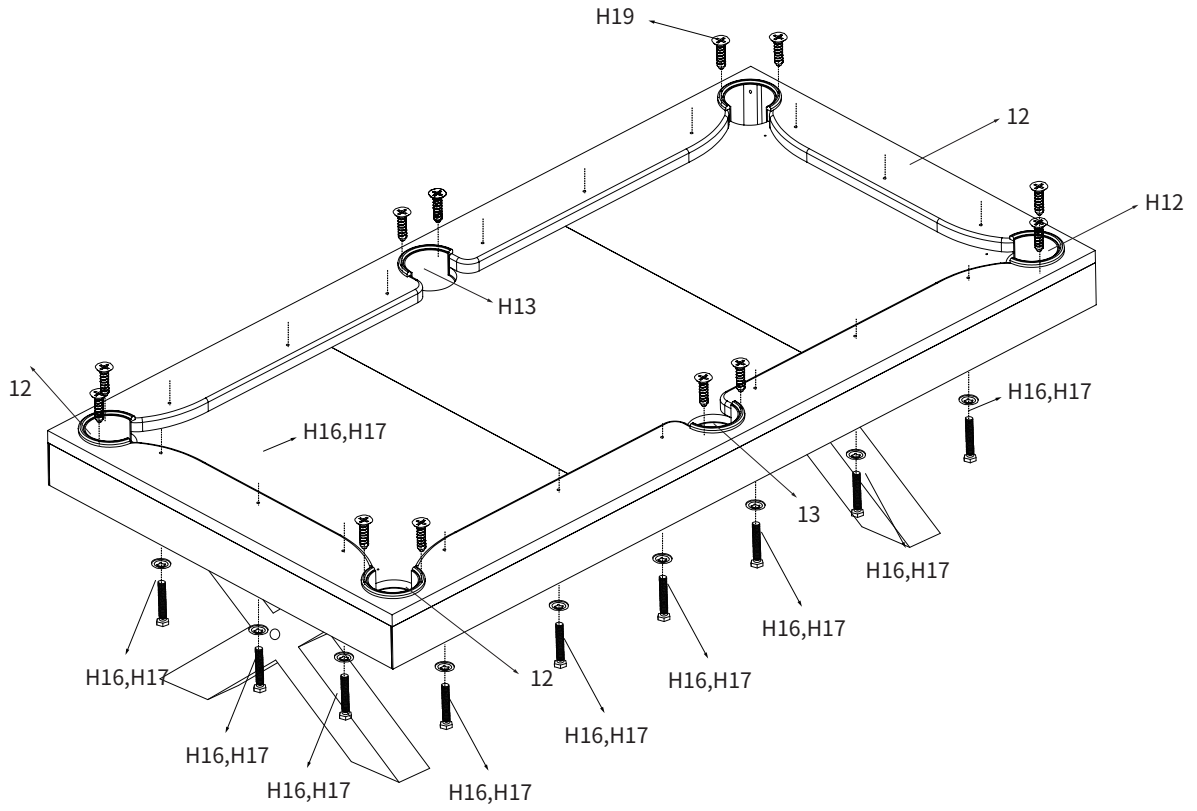
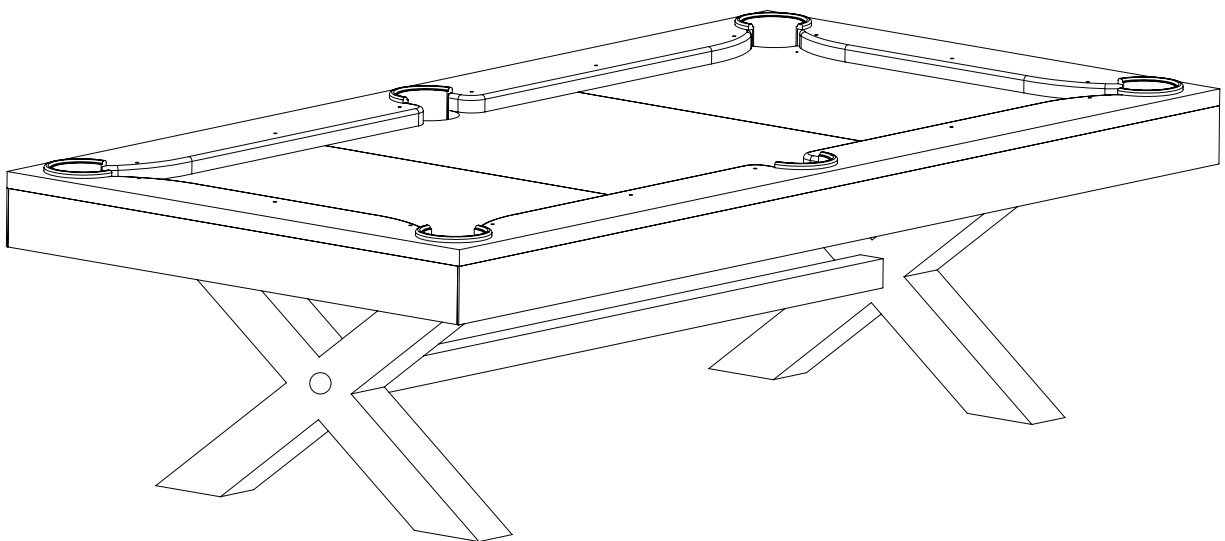


FIG.8



Finish