


# SPARKLING PATH™

## Gondola Shelf Light



Beyond LED Technology Sparkling Path Gondola Shelf Lights are often used in retail spaces for product display; lighting plays an important role in improving visibility and appearance. Our Sparkling Path Gondola Lights are great for attracting customers and providing simple access to the products displayed on gondolas and shelf systems.

### Product Features

- 4FT Magnetic LED Strip
- 12 Watt/Strip
- 6500K
- DC 24V
- Straight Shape 120° Beam Angle / V-Shape 90° Beam Angle
- 4 x 4 FT LED Shelf Lights
- 1 x 4 FT Magnetic Strip
- 1 x 96W Power Supply
- 1 x 4 Connectors



# SPARKLING PATH™

## Gondola Shelf Light



SKU #	Model #	Watt	Lumesn	CCT	Size	Shape	Input Voltage	Beam Angle	Certifications
156806	OY101	12W	600LM	6500K	4FT	Straight	24V DC	120° Degree	UL
156807	OY1616	12W	560LM	6500K	4FT	V-Shape	24V DC	90° Degree	UL

**SKU: 156806**

### Specifications

Parameter	Description	Value
General Performance	Model #	OY101
	Wattage	12W/M
	Lumen	600LM
	Lumen Efficacy	Up to 50LM/W
	Color Temperature	6500K
	CRI (Ra)	>80
	Beam Angle	120° Degree
	Diffuser Type	AI+PC Cover
Electrical	Input Voltage	110V DC
	Output Voltage	24V
	Frequency	50/60Hz
	Adapter	Power Supply 96W
	Dimming	No
Physical	Shape	Straight Shape
	LED Brand	San'an
	LED Type	SMD2835
	LED QTY	160 PCS
Qualification	Housing Material	AI+PC Cover
	Housing Color	White
	IP Rating	IP20
	Warranty	2 Years Warranty

GONDOLA SHELF LIGHT

# SPARKLING PATH™

## Gondola Shelf Light

SKU: 156807

### Specifications

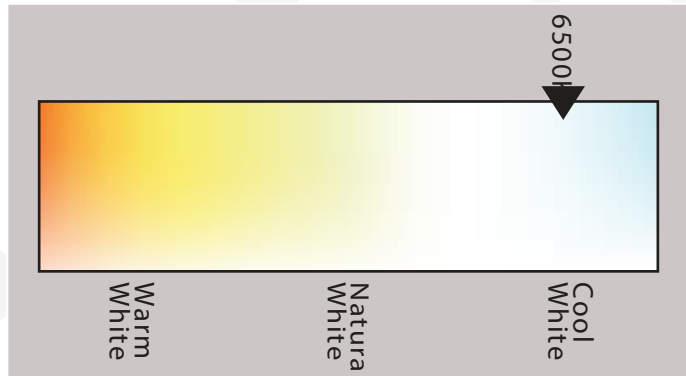
Parameter	Description	Value
General Performance	Model #	OY1616
	Wattage	12W/M
	Lumen	560LM
	Lumen Efficacy	Up to 50LM/W
	Color Temperature	6500K
	CRI (Ra)	>80
	Beam Angle	90° Degree
	Diffuser Type	Al+PC Cover
Electrical	Input Voltage	110V DC
	Output Voltage	24V
	Frequency	50/60Hz
	Adapter	Power Supply 96W
	Dimming	No
Physical	Shape	V - Shape
	LED Brand	San'an
	LED Type	SMD2835
	LED QTY	160 PCS
Qualification	Housing Material	Al+PC Cover
	Housing Color	White
	IP Rating	IP20
	Warranty	2 Years Warranty

# SPARKLING PATH™

## Gondola Shelf Light

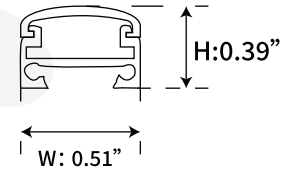
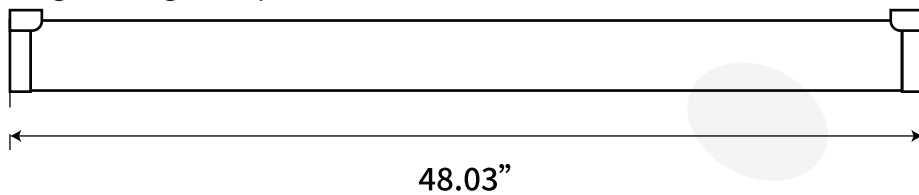


### Correlated Color Temperature (CCT)

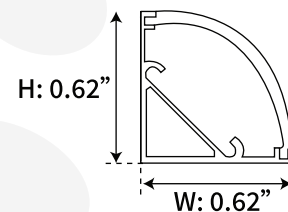



### Dimension


Magnetic Light Strip




Magnetic light strip



### Accessories



Dupont Female Head Cable



4ft Magnetic Strip



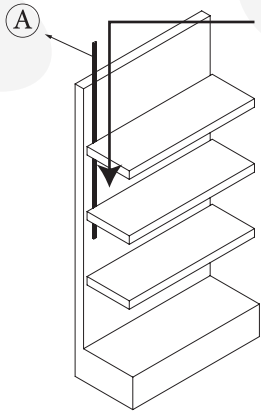
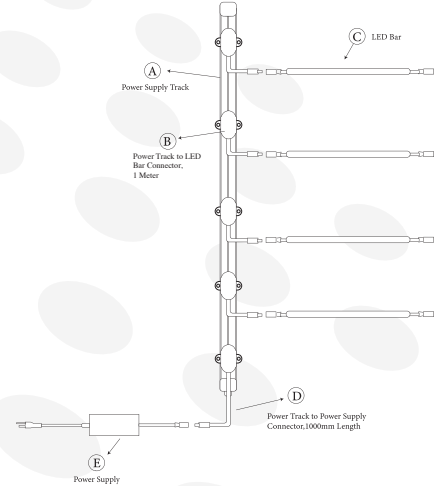

Power Supply 96W

# SPARKLING PATH™

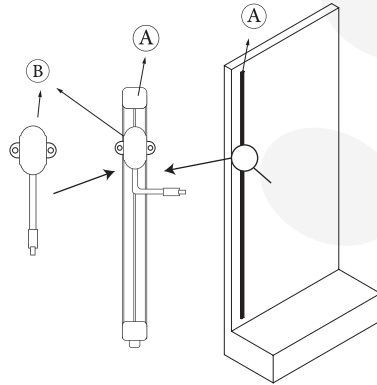
## Gondola Shelf Light

### Installation

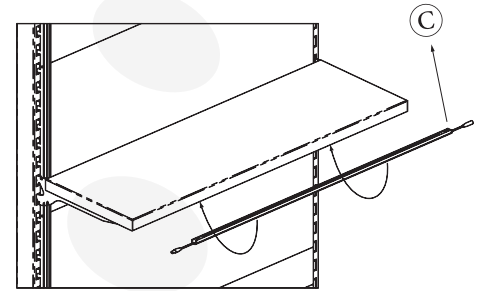
- 1, Unpacking the carton, find below the components (A) Track\*1pcs (B) Track-LED Bar Connector\*4pcs (C) LED Bar\*4pcs (D) Power Supply-Track Connector\*1 (E) . DC Power Supply.



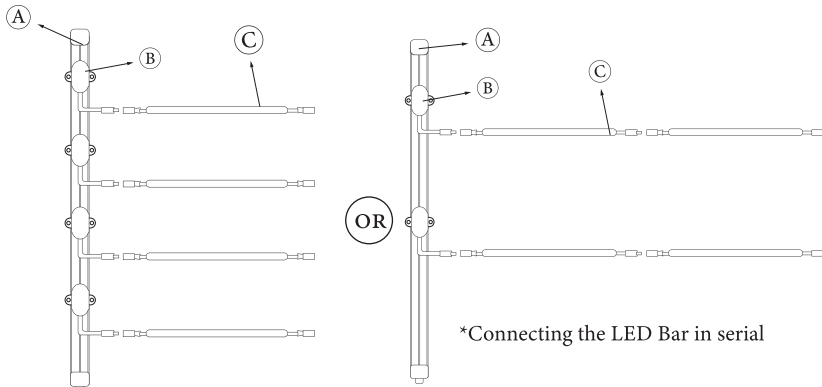
- 2, From top, slide the (A) Track between the shelves and back wall, place it at a position which is convenient to connect all led bars



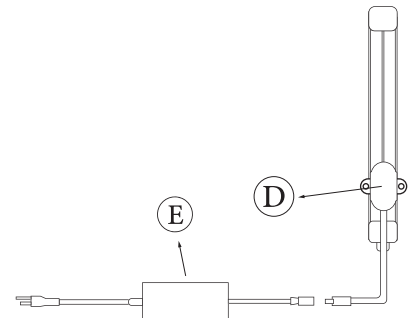
- 3, Clip the magnetic (B) Track-LED Bar Connector onto the (A) Track and fix the (A) Track



- 4, Attach the magnetic (C) LED Bar under shelves



- 5, Connect the (B) Track-LED Bar Connector with (C) LED Bar, organize the wire by using the small magnet on it



- 6, Use the (D) Power Supply-Track Connector connect the (A) Track and (E) Power Supply, afterwards connecting the (E) DC Power Supply to AC power.

# SPARKLING PATH™

## Gondola Shelf Light



### Packaging

SKU #	Size	Qty.	Box Dimension (Inch)	Net Weight	Gross Weight
156806	4FT		55.11 x 13.18 x 9.28		28.29 LBS
156807	4FT		55.11 x 13.18 x 9.28		23.80 LBS

### Application Picture



GONDOLA SHELF LIGHT



# SPARKLING PATH™

## Gondola Shelf Light

### Application Picture



### Warranty

2 Year Warranty