

# < Zhejiang Denghuo IOT Technology CO., LTD >

## TEST REPORT

### SCOPE OF WORK

PERFORMANCE TEST ACCORDING TO LM79 - LED SOURCE PRODUCTS

MODEL NO.: FXF01003-A001, FXF01003B-A001, FXF01003D-A001, FXF01003F-A001

### REPORT NUMBER

230300632HZH-003

### ISSUE DATE

22-March-2023

### [REVISED DATE]

[None]

### PAGES

21

### DOCUMENT CONTROL NUMBER

Test Template \_ HZH\_ LM79 ED2.0

© 2021 INTERTEK



## TEST REPORT

**REPORT NO.** 230300632HZH-003

**TEST OF LM-79**  
For <LED Luminaire>

**MODEL NO.** FXF01003-A001, FXF01003B-A001, FXF01003D-A001, FXF01003F-A001

**RENDERED TO**  
LEDVANCE LLC  
200 BALLARDVALE STREET WILMINGTON MA 01887,USA

### STATEMENT OF ACCREDITATION AND LIMITATION

NVLAP Lab Code 600180-0. This report must not be used by the client to claim product certification, approval, or endorsement by NVLAP, NIST, or any agency of the federal government.

### STANDARDS USED

The following standards or test guides were used in part or totally to test each specimen:

ORGANIZATION	IDENTIFIER	TITLE
IESNA	LM-79-2008	Approved Method for Electrical and Photometric Measurements of Solid-State Lighting Products
ANSI / ANSLG	C78.377-2015	Specifications of the Chromaticity of Solid State Lighting Products

### DESCRIPTION OF SAMPLE

The client submitted LED produced on March of 2023, total 1 sample of model number FXF01003-A001. The sample was received by Intertek Hangzhou on March 1, 2023 in normal condition, and the sample was tested as received.

### DATES OF TESTS

1-March-2023~10-March-2023

**Issued by:** Intertek Testing Services Zhejiang ltd Hangzhou branch

**Test Location:** 4th floor,Building 4#,No.22,22nd Street, Qiantang District, Hangzhou, 310018 China

This report is for the exclusive use of Intertek's Client and is provided pursuant to the agreement between Intertek and its Client. Intertek's responsibility and liability are limited to the terms and conditions of the agreement. Intertek assumes no liability to any party, other than to the Client in accordance with the agreement, for any loss, expense or damage occasioned by the use of this report. Only the Client is authorized to permit copying or distribution of this report and then only in its entirety. Any use of the Intertek name or one of its marks for the sale or advertisement of the tested material, product or service must first be approved in writing by Intertek. The observations and test results in this report are relevant only to the sample tested. This report by itself does not imply that the material, product, or service is or has ever been under an Intertek certification program.

## TEST REPORT

### SUMMARY

<b>TEST MODEL:</b>	FXF01003-A001, FXF01003B-A001, FXF01003D-A001, FXF01003F-A001
<b>DESIGN CATEGORY:</b>	LED DOWNLIGHT RECESSED AND RETROFIT
<b>RATED VALUE</b>	FXF01003-A001, FXF01003B-A001: 120-347V, 50/60HZ FXF01003D-A001, FXF01003F-A001: 120-277V, 50/60HZ 18W-27W-36W, 2000lm-3000lm-4000lm, Color Tunable :2700K-3000K-3500K-4000K-5000K, Dimmed
<b>COLOR-TUNABLE:</b>	Yes, Color Tunable :2700K-3000K-3500K-4000K-5000K
<b>REMARK</b>	1.All models are identical same except Input voltage and whether with 26 Caps. FXF01003B-A001 and FXF01003F-A001 have E26 Caps, FXF01003-A001 and FXF01003D-A001 Connection type is Direct Wired. 2. The luminaire's CCT can be adjusted 18W-27W-36W, according to request of applicant, all measures were reference 36W of FXF01003-A001.

### @36W 2700K

Criteria	Result
Input Voltage(Vac)	120
Frequency(Hz)	60
Total Power (W)	35.63
Power Factor	0.976
Total Lumen Output (Lumens)	4465.6
Luminaire Efficacy (LPW)	125.33
Correlated Color Temperature (CCT - K)	2740
Color Rendering Index (CRI) – Ra	82.5
Color Rendering Index (CRI) - R9	12
Duv	0.0012
Chromaticity Coordinate (x)	0.4586
Chromaticity Coordinate (y)	0.4135
Chromaticity Coordinate (u')	0.2604
Chromaticity Coordinate (v')	0.5283

\*\*\*\*\* End of Page \*\*\*\*\*

**TEST REPORT**

**@36W 3000K**

Criteria	Result
Input Voltage(Vac)	120
Frequency(Hz)	60
Total Power (W)	34.54
Power Factor	0.974
Total Lumen Output (Lumens)	4726.3
Luminaire Efficacy (LPW)	136.84
Correlated Color Temperature (CCT - K)	3289
Color Rendering Index (CRI) – Ra	85.1
Color Rendering Index (CRI) - R9	22
Duv	-0.0019
Chromaticity Coordinate (x)	0.4155
Chromaticity Coordinate (y)	0.3912
Chromaticity Coordinate (u')	0.2421
Chromaticity Coordinate (v')	0.5130

**@36W 3500K**

Criteria	Result
Input Voltage(Vac)	120
Frequency(Hz)	60
Total Power (W)	34.29
Power Factor	0.974
Total Lumen Output (Lumens)	4783.5
Luminaire Efficacy (LPW)	139.50
Correlated Color Temperature (CCT - K)	3781
Color Rendering Index (CRI) – Ra	85.6
Color Rendering Index (CRI) - R9	24
Duv	-0.0020
Chromaticity Coordinate (x)	0.3889
Chromaticity Coordinate (y)	0.3775
Chromaticity Coordinate (u')	0.2304
Chromaticity Coordinate (v')	0.5032

\*\*\*\*\* End of Page \*\*\*\*\*

## TEST REPORT

### @36W 4000K

Criteria	Result
Input Voltage(Vac)	120
Frequency(Hz)	60
Total Power (W)	35.04
Power Factor	0.976
Total Lumen Output (Lumens)	4667.2
Luminaire Efficacy (LPW)	133.20
Correlated Color Temperature (CCT - K)	4489
Color Rendering Index (CRI) – Ra	84.6
Color Rendering Index (CRI) - R9	20
Duv	-0.0035
Chromaticity Coordinate (x)	0.3610
Chromaticity Coordinate (y)	0.3630
Chromaticity Coordinate (u')	0.2177
Chromaticity Coordinate (v')	0.4925

### @36W 5000K

Criteria	Result
Input Voltage(Vac)	120
Frequency(Hz)	60
Total Power (W)	35.48
Power Factor	0.976
Total Lumen Output (Lumens)	4545.2
Luminaire Efficacy (LPW)	128.11
Correlated Color Temperature (CCT - K)	5023
Color Rendering Index (CRI) – Ra	83.1
Color Rendering Index (CRI) - R9	11
Duv	0.0017
Chromaticity Coordinate (x)	0.3447
Chromaticity Coordinate (y)	0.3547
Chromaticity Coordinate (u')	0.2100
Chromaticity Coordinate (v')	0.4861

\*\*\*\*\* End of Page \*\*\*\*\*

### TEST REPORT

### EQUIPMENT LIST

Equipment Used	Control Number	Model Number	Manufacturer
Fluke Temperature Meter	EH1513	52II	Fluke
Power Supply for integrating sphere	EH2324-2	APW-105N	Allpower
Digital Power Meter for integrating sphere	EH2106	2053AH	XITRON
Integrating sphere	EH2108-2	2m	Sensing
Spectroradiometer	EH2385	MCS-2000	Sensing
Power source for Goniophotometer System	EH2453-1	DPS1060_V200	Everfine
Digital Power Meter for goniophotometer	EH2453-3	WT-310E	Everfine
Goniophotometer System	EH2453	GO-R5000	Everfine

\*\*\*\*\* End of Page \*\*\*\*\*

## TEST REPORT

### TEST METHODS

#### SEASONING IN SAMPLE ORIENTATION – LED PRODUCTS

No seasoning was performed in accordance with IESNA LM-79

#### TEST CONDITION

The voltage of power supply applied for all EUTs was regulated to 12VAC or other rated voltage within  $\pm 0.2$  percent. Each EUT was pre-conditioned to stabilization status according to IESNA LM-79 before testing. Temperature of  $25^{\circ}\text{C}\pm 1$  was maintained for initial photometric testing.

#### PHOTOMETRIC AND ELECTRICAL MEASUREMENTS – DISTRIBUTION METHOD

Total light output (luminous flux) and light distribution were measured using a Go-R5000 Type-C Rotating Mirror Goniophotometer measurement system, Goniometer was used to measure the intensity (candelas) at each angle of distribution for each sample. Ambient temperature was measured equal to the height of the sample mounted on the Goniometer equipment. Electrical measurements including voltage, current, and power were measured using the power analyzer. Some graphics were created with Photometrics Plus software.

#### PHOTOMETRIC AND ELECTRICAL MEASUREMENTS – INTEGRATING SPHERE METHOD

A spectroradiometer and two meters sphere was used to measure correlated color temperature, chromaticity coordinates, and the color rendering index for each SSL unit. Ambient temperature was measured at a position inside the sphere. Electrical measurements including voltage, current, and power were measured using the power analyzer.

**TEST REPORT**

**RESULTS OF TESTS**

PHOTOMETRIC AND ELECTRICAL MEASUREMENTS AT 25°C @ 36W 2700K

MODEL NO .	INPUT VOLTAGE (VAC)	INPUT CURRENT (A)	INPUT POWER (WATTS)	INPUT POWER FACTOR		ABSOLUTE LUMINOUS FLUX (LUMENS)	EFFICACY (LUMENS PER WATT)	STABILIZED TIME (MIN.)
FXF01003-A001	120.0	0.304	35.63	0.976	--	4465.6	125.33	30

SPECTRAL DISTRIBUTION OVER VISIBLE WAVELENGTHS @ 36W 2700K

CORRELATED COLOR TEMPERATURE (K)	CRI -RA	CRI -R9	DUV	CIE 31' CHROMATICITY COORDINATE (X)	CIE 31' CHROMATICITY COORDINATE (Y)	CIE 76' CHROMATICITY COORDINATE (U')	CIE 76' CHROMATICITY COORDINATE (V')
2740	82.5	12	0.0012	0.4586	0.4135	0.2604	0.5283

PHOTOMETRIC AND ELECTRICAL MEASUREMENTS AT 25°C @ 36W 3000K

MODEL NO .	INPUT VOLTAGE (VAC)	INPUT CURRENT (A)	INPUT POWER (WATTS)	INPUT POWER FACTOR		ABSOLUTE LUMINOUS FLUX (LUMENS)	EFFICACY (LUMENS PER WATT)	STABILIZED TIME (MIN.)
FXF01003-A001	120.0	0.296	34.54	0.972	--	4726.3	136.84	30

SPECTRAL DISTRIBUTION OVER VISIBLE WAVELENGTHS @ 36W 3000K

CORRELATED COLOR TEMPERATURE (K)	CRI -RA	CRI -R9	DUV	CIE 31' CHROMATICITY COORDINATE (X)	CIE 31' CHROMATICITY COORDINATE (Y)	CIE 76' CHROMATICITY COORDINATE (U')	CIE 76' CHROMATICITY COORDINATE (V')
3289	85.1	22	-0.0019	0.4155	0.3912	0.2421	0.5130



**TEST REPORT**

**RESULTS OF TESTS**

PHOTOMETRIC AND ELECTRICAL MEASUREMENTS AT 25°C @ 36W 3500K

MODEL NO .	INPUT VOLTAGE (VAC)	INPUT CURRENT (A)	INPUT POWER (WATTS)	INPUT POWER FACTOR		ABSOLUTE LUMINOUS FLUX (LUMENS)	EFFICACY (LUMENS PER WATT)	STABILIZED TIME (MIN.)
FXF01003-A001	120.0	0.293	34.29	0.974	--	4783.5	139.50	30

SPECTRAL DISTRIBUTION OVER VISIBLE WAVELENGTHS @ 36W 3500K

CORRELATED COLOR TEMPERATURE (K)	CRI -RA	CRI -R9	DUV	CIE 31' CHROMATICITY COORDINATE (X)	CIE 31' CHROMATICITY COORDINATE (Y)	CIE 76' CHROMATICITY COORDINATE (U')	CIE 76' CHROMATICITY COORDINATE (V')
3781	85.6	24	-0.0020	0.3889	0.3775	0.2304	0.5032

PHOTOMETRIC AND ELECTRICAL MEASUREMENTS AT 25°C @36W 4000K

MODEL NO .	INPUT VOLTAGE (VAC)	INPUT CURRENT (A)	INPUT POWER (WATTS)	INPUT POWER FACTOR		ABSOLUTE LUMINOUS FLUX (LUMENS)	EFFICACY (LUMENS PER WATT)	STABILIZED TIME (MIN.)
FXF01003-A001	120.0	0.299	35.04	0.976	--	4667.1	133.20	30

SPECTRAL DISTRIBUTION OVER VISIBLE WAVELENGTHS @ 36W 4000K

CORRELATED COLOR TEMPERATURE (K)	CRI -RA	CRI -R9	DUV	CIE 31' CHROMATICITY COORDINATE (X)	CIE 31' CHROMATICITY COORDINATE (Y)	CIE 76' CHROMATICITY COORDINATE (U')	CIE 76' CHROMATICITY COORDINATE (V')
4489	84.6	20	-0.0035	0.3610	0.3630	0.2177	0.4925

**TEST REPORT**

**RESULTS OF TESTS**

PHOTOMETRIC AND ELECTRICAL MEASUREMENTS AT 25°C @ 36W 5000K

MODEL NO .	INPUT VOLTAGE (VAC)	INPUT CURRENT (A)	INPUT POWER (WATTS)	INPUT POWER FACTOR		ABSOLUTE LUMINOUS FLUX (LUMENS)	EFFICACY (LUMENS PER WATT)	STABILIZED TIME (MIN.)
FXF01003-A001	120.0	0.303	35.48	0.976	--	4545.2	128.11	30

SPECTRAL DISTRIBUTION OVER VISIBLE WAVELENGTHS @ 36W 5000K

CORRELATED COLOR TEMPERATURE (K)	CRI -RA	CRI -R9	DUV	CIE 31' CHROMATICITY COORDINATE (X)	CIE 31' CHROMATICITY COORDINATE (Y)	CIE 76' CHROMATICITY COORDINATE (U')	CIE 76' CHROMATICITY COORDINATE (V')
5023	83.1	11	0.0017	0.3447	0.3547	0.2100	0.4861

## TEST REPORT

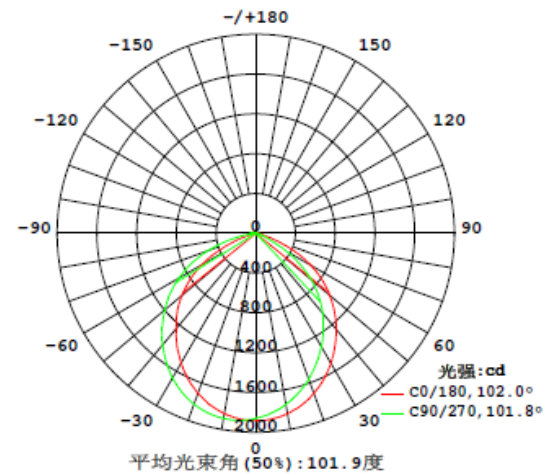
### RESULTS OF TESTS (CONT'D)

#### PHOTOMETRIC AND ELECTRICAL MEASUREMENTS – DISTRIBUTION METHOD@36W 2700K

INTERTEK SAMPLE NO.	BASE ORIENTATION	INPUT VOLTAGE (Vac)	INPUT CURRENT (MA)	INPUT POWER (WATTS)	INPUT POWER FACTOR	ABSOLUTE LUMINOUS FLUX (LUMENS)	LUMEN EFFICACY (LUMENS PER WATT)
1220620-01-002	/	120	304	35.63	0.976	4465.6	125.33

#### INTENSITY (CANDLEPOWER) SUMMARY AT 25°C – CANDELAS @36W 2700K

VERTICAL ANGLES	HORIZONTAL ANGLES				
	0	22.5	45	67.5	90
0	1882.9	1870.1	1858.6	1862.2	1860.0
5	1872.4	1830.5	1812.3	1816.6	1813.3
10	1839.1	1769.6	1744.7	1749.3	1745.7
15	1785.1	1690.8	1657.9	1664.8	1660.2
20	1710.7	1594.4	1554.5	1561.6	1558.0
25	1618.1	1484.0	1438.0	1446.5	1443.1
30	1510.0	1361.2	1312.9	1322.3	1318.4
35	1389.2	1231.2	1180.6	1190.6	1186.5
40	1259.5	1094.4	1040.9	1052.2	1048.0
45	1122.8	944.5	889.9	902.2	896.2
50	972.9	783.2	723.4	738.5	730.4
55	811.6	605.4	541.9	551.9	539.6
60	636.6	402.5	331.1	348.8	337.4
65	437.2	198.9	148.2	162.7	154.8
70	224.3	74.8	56.1	62.3	60.2
75	85.7	33.7	27.1	29.2	28.4
80	36.9	13.4	7.3	9.6	9.1
85	16.0	0.0	0.0	0.0	0.0
90	0.0	0.0	0.0	0.0	0.0



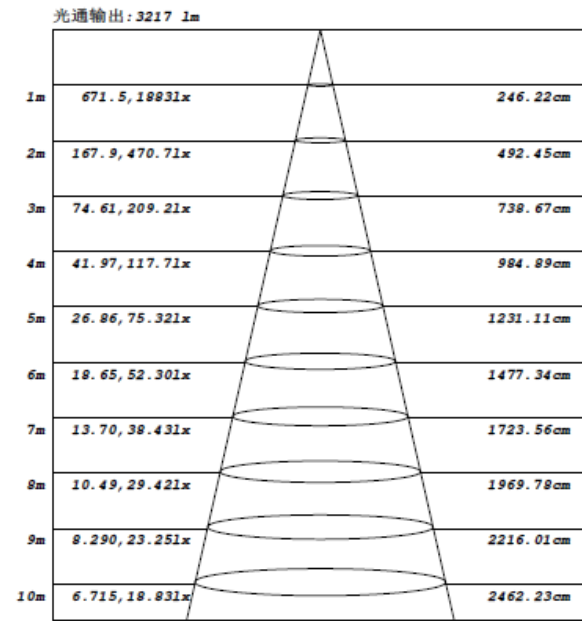
## TEST REPORT

### RESULTS OF TESTS (CONT'D)

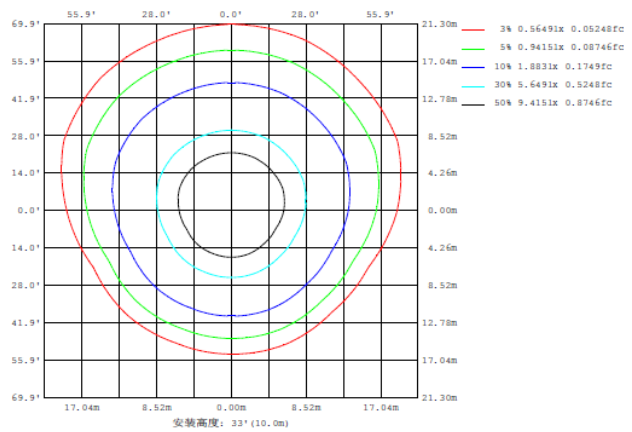
#### ILLUMINATION PLOTS@ 36W 2700K

#### ILLUMINANCE - CONE OF LIGHT

#### ISOILLUMINATION PLOT



注: 曲线为灯具在不同投射距离下的照射区域及区域内平均照度。



#### ZONAL LUMEN SUMMARY AND PERCENTAGES AT 25°C

ZONE	LUMENS	% LUMINAIRE
0-30	1414	31.7
0-60	3849	86.2
0-80	4435	99.3
0-90	4466	100.0
0-120	4466	100.0

## TEST REPORT

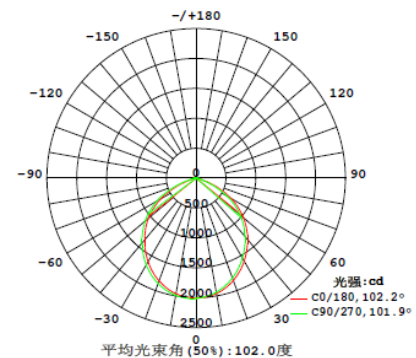
### RESULTS OF TESTS (CONT'D)

#### PHOTOMETRIC AND ELECTRICAL MEASUREMENTS – DISTRIBUTION METHOD@36W 3000K

INTERTEK SAMPLE NO.	BASE ORIENTATION	INPUT VOLTAGE (Vac)	INPUT CURRENT (MA)	INPUT POWER (WATTS)	INPUT POWER FACTOR	ABSOLUTE LUMINOUS FLUX (LUMENS)	LUMEN EFFICACY (LUMENS PER WATT)
1230110-04-004	/	120	296	34.54	0.974	4726.3	136.84

#### INTENSITY (CANDLEPOWER) SUMMARY AT 25°C – CANDELAS @ 36W 3000K

VERTICAL ANGLES	Angle	HORIZONTAL ANGLES				
		0	22.5	45	67.5	90
	0	2006.9	2012.2	2008.0	2012.6	2010.7
	5	1994.4	1995.1	1985.5	1986.9	1984.8
	10	1958.9	1953.0	1941.5	1938.2	1935.5
	15	1900.8	1888.4	1873.6	1866.8	1865.5
	20	1820.3	1802.9	1786.1	1775.5	1775.7
	25	1721.0	1697.9	1681.5	1666.9	1668.5
	30	1604.8	1577.5	1561.3	1545.4	1546.1
	35	1476.2	1446.6	1429.7	1413.9	1413.3
	40	1338.5	1307.8	1291.0	1275.0	1272.3
	45	1192.6	1162.1	1143.1	1127.9	1122.9
	50	1033.0	1002.6	984.0	968.2	960.9
	55	860.1	829.9	809.8	793.0	785.0
	60	670.4	639.1	613.0	594.3	586.7
	65	455.5	422.4	395.0	376.3	367.0
	70	233.3	207.6	189.1	176.3	168.9
	75	89.7	78.9	71.3	66.9	65.0
	80	39.1	35.8	33.3	31.4	30.6
	85	17.0	14.2	11.7	10.3	9.7
	90	0.1	0.0	0.0	0.0	0.0




## TEST REPORT

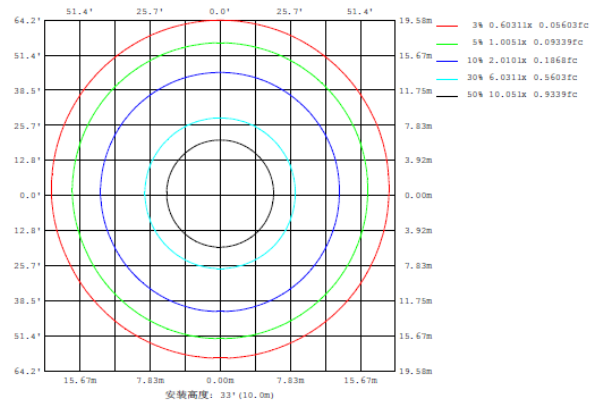
### RESULTS OF TESTS (CONT'D)

#### ILLUMINATION PLOTS@36W 3000K

#### ILLUMINANCE - CONE OF LIGHT      ISOILLUMINATION PLOT



光束角: 101.88度  
注: 曲线为灯具在不同投射距离下的照射区域及区域内平均照度。



#### ZONAL LUMEN SUMMARY AND PERCENTAGES AT 25°C

ZONE	LUMENS	% LUMINAIRE
0-30	1521	32.2
0-60	4142	87.6
0-80	4706	99.6
0-90	4726	100.0
0-120	4726	100.0

## TEST REPORT

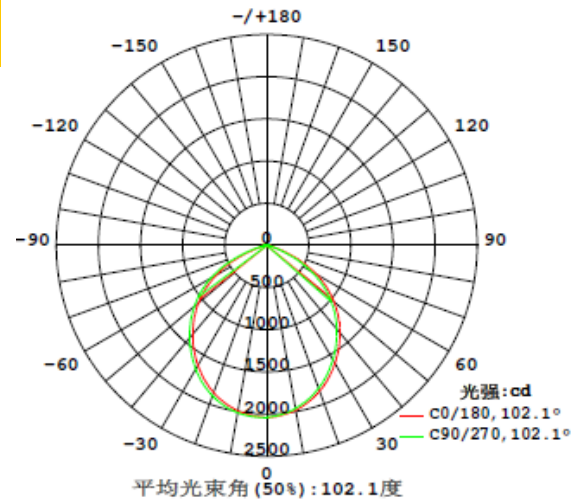
### RESULTS OF TESTS (CONT'D)

#### PHOTOMETRIC AND ELECTRICAL MEASUREMENTS – DISTRIBUTION METHOD@36W 3500K

INTERTEK SAMPLE NO.	BASE ORIENTATION	INPUT VOLTAGE (Vac)	INPUT CURRENT (MA)	INPUT POWER (WATTS)	INPUT POWER FACTOR	ABSOLUTE LUMINOUS FLUX (LUMENS)	LUMEN EFFICACY (LUMENS PER WATT)
1230110-04-004	/	120	293	34.29	0.974	4783.5	139.50

#### INTENSITY (CANDLEPOWER) SUMMARY AT 25°C – CANDELAS @ 27W 3500K

VERTICAL ANGLES	HORIZONTAL ANGLES				
	0	22.5	45	67.5	90
0	2034.5	2035.5	2031.3	2030.5	2035.1
5	2019.6	2017.0	2009.0	2004.8	2010.5
10	1981.2	1973.6	1963.4	1956.7	1961.5
15	1918.6	1909.0	1893.4	1887.2	1890.2
20	1835.5	1822.5	1804.6	1797.3	1798.2
25	1734.5	1717.0	1699.3	1690.7	1690.2
30	1616.8	1596.9	1577.9	1568.8	1566.8
35	1488.0	1465.1	1445.6	1436.2	1434.4
40	1349.3	1325.0	1305.3	1295.1	1292.9
45	1203.2	1177.0	1156.3	1145.8	1143.4
50	1042.0	1016.5	995.9	984.6	980.9
55	867.7	840.5	820.1	806.6	802.3
60	675.1	646.9	622.4	606.1	601.5
65	457.2	427.5	401.4	385.3	378.7
70	233.7	211.3	193.4	180.4	175.2
75	90.9	80.6	73.3	68.4	66.8
80	39.5	36.4	33.9	32.0	31.3
85	17.3	14.6	12.1	10.5	10.1
90	0.1	0.0	0.0	0.0	0.0

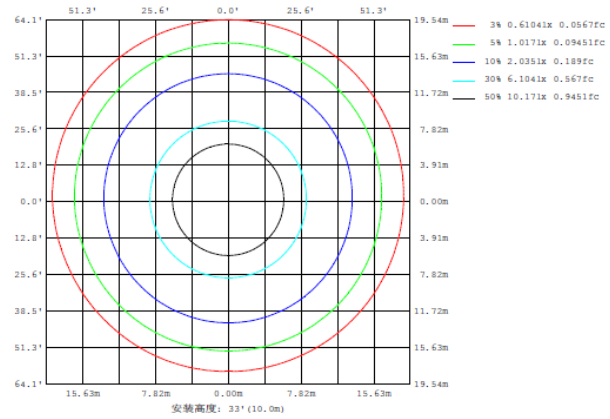
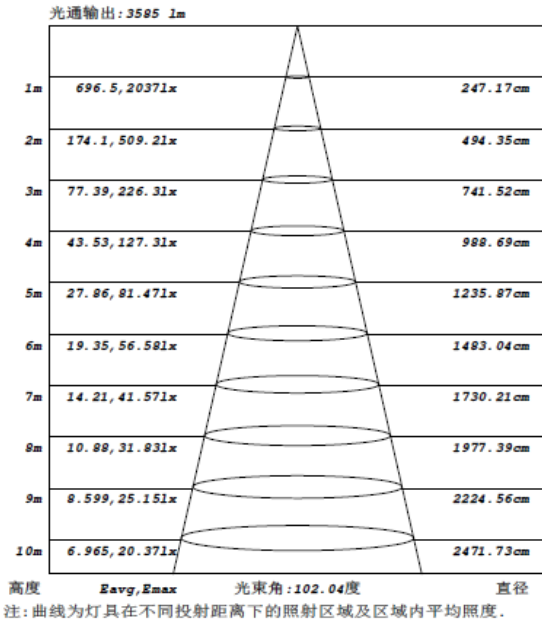


## TEST REPORT

### RESULTS OF TESTS (CONT'D)

#### ILLUMINATION PLOTS@ 27W 3500K

#### ILLUMINANCE - CONE OF LIGHT                      ISOILLUMINATION PLOT



#### ZONAL LUMEN SUMMARY AND PERCENTAGES AT 25°C

ZONE	LUMENS	% LUMINAIRE
0-30	1539	32.2
0-60	4192	87.6
0-80	4763	99.6
0-90	4783	100.0
0-120	4783	100.0



## TEST REPORT

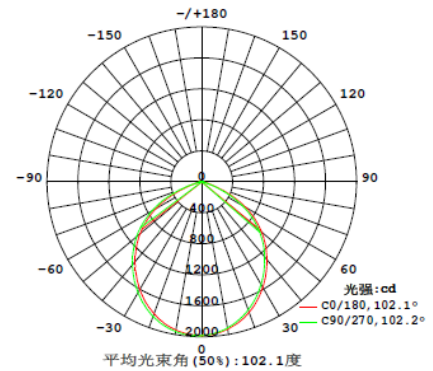
### RESULTS OF TESTS (CONT'D)

#### PHOTOMETRIC AND ELECTRICAL MEASUREMENTS – DISTRIBUTION METHOD@36W 4000K

INTERTEK SAMPLE NO.	BASE ORIENTATION	INPUT VOLTAGE (Vac)	INPUT CURRENT (MA)	INPUT POWER (WATTS)	INPUT POWER FACTOR	ABSOLUTE LUMINOUS FLUX (LUMENS)	LUMEN EFFICACY (LUMENS PER WATT)
1230110-04-004	/	120	299	35.04	0.976	4667.2	133.20

#### INTENSITY (CANDLEPOWER) SUMMARY AT 25°C – CANDELAS @36W 4000K

VERTICAL ANGLES	HORIZONTAL ANGLES					
	0	22.5	45	67.5	90	
0	1982.4	1980.1	1979.2	1983.2	1983.3	
5	1967.7	1961.9	1957.9	1960.3	1960.5	
10	1930.7	1920.0	1914.2	1913.6	1914.1	
15	1870.9	1856.1	1847.6	1845.2	1845.1	
20	1790.1	1772.0	1761.3	1755.9	1756.6	
25	1690.5	1670.5	1657.9	1650.5	1651.2	
30	1575.1	1553.3	1539.1	1530.6	1532.1	
35	1446.4	1424.8	1409.7	1399.5	1402.8	
40	1310.1	1289.1	1271.7	1262.0	1265.2	
45	1166.5	1144.5	1127.7	1116.2	1118.6	
50	1008.7	987.2	968.6	958.3	960.2	
55	837.8	815.6	796.6	785.9	786.9	
60	649.2	624.3	602.2	590.4	592.0	
65	437.6	410.3	387.9	374.6	374.0	
70	221.4	201.1	186.2	176.7	173.6	
75	86.7	77.2	70.6	66.6	65.7	
80	38.1	35.1	32.8	31.1	30.7	
85	16.6	13.9	11.6	10.2	9.8	
90	0.0	0.0	0.0	0.0	0.0	




## TEST REPORT

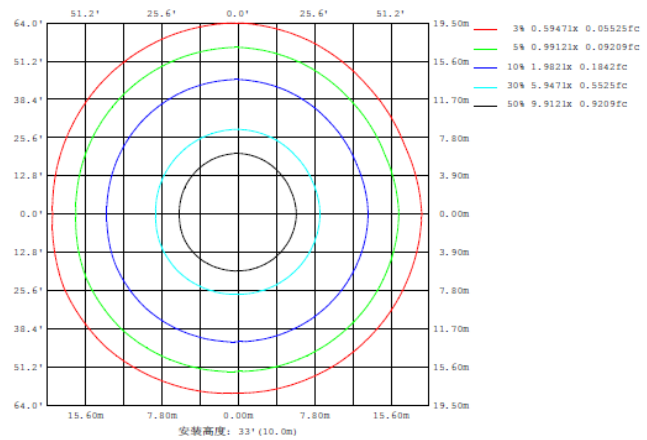
### RESULTS OF TESTS (CONT'D)

#### ILLUMINATION PLOTS@ 27W 4000K

#### ILLUMINANCE - CONE OF LIGHT



#### ISOILLUMINATION PLOT



#### ZONAL LUMEN SUMMARY AND PERCENTAGES AT 25°C

ZONE	LUMENS	% LUMINAIRE
0-30	1501	32.2
0-60	4090	87.6
0-80	4648	99.6
0-90	4667	100.0
0-120	4667	100.0

## TEST REPORT

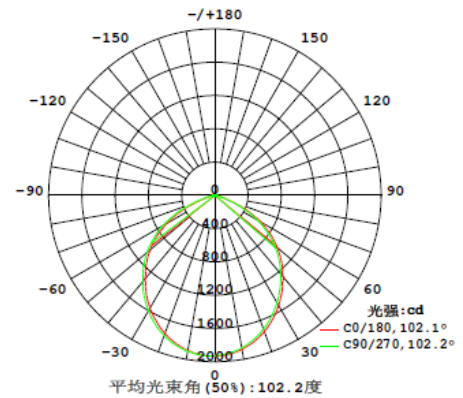
### RESULTS OF TESTS (CONT'D)

#### PHOTOMETRIC AND ELECTRICAL MEASUREMENTS – DISTRIBUTION METHOD@36W 5000K

INTERTEK SAMPLE NO.	BASE ORIENTATION	INPUT VOLTAGE (Vac)	INPUT CURRENT (MA)	INPUT POWER (WATTS)	INPUT POWER FACTOR	ABSOLUTE LUMINOUS FLUX (LUMENS)	LUMEN EFFICACY (LUMENS PER WATT)
1230110-04-004	/	120	303	35.48	0.976	4545.2	128.11

#### INTENSITY (CANDLEPOWER) SUMMARY AT 25°C – CANDELAS @ 36W 5000K

VERTICAL ANGLES	HORIZONTAL ANGLES				
	0	22.5	45	67.5	90
0	1931.3	1931.6	1931.7	1931.7	1926.2
5	1915.5	1912.3	1909.8	1907.4	1905.8
10	1878.2	1871.3	1866.1	1862.9	1860.6
15	1819.2	1809.6	1799.9	1796.6	1795.1
20	1740.5	1726.8	1714.8	1710.5	1709.6
25	1643.6	1628.0	1612.5	1608.0	1607.5
30	1531.2	1513.4	1497.5	1492.2	1491.8
35	1406.5	1387.8	1370.6	1365.5	1365.9
40	1273.4	1253.3	1235.2	1231.9	1231.8
45	1133.8	1113.8	1094.6	1090.4	1089.5
50	979.9	960.1	941.7	937.0	935.4
55	813.2	792.9	774.8	768.4	768.4
60	628.7	605.9	585.3	576.8	578.4
65	422.1	397.3	376.5	367.2	365.9
70	212.3	195.1	180.6	172.8	169.9
75	83.8	75.3	68.5	65.0	64.1
80	37.0	34.2	31.9	30.4	29.8
85	16.2	13.6	11.2	10.0	9.5
90	0.1	0.0	0.0	0.0	0.0

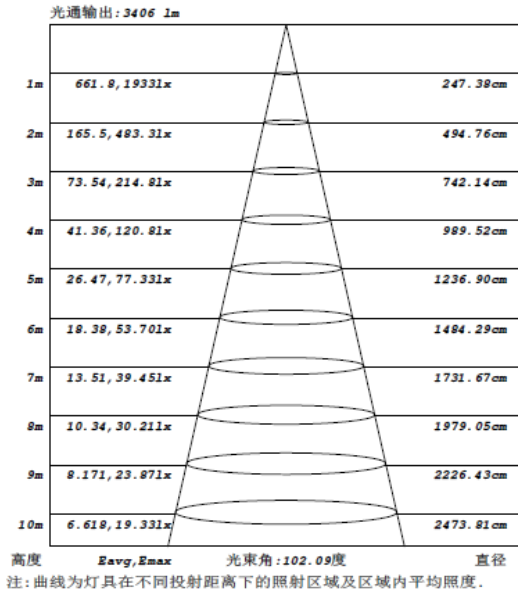


## TEST REPORT

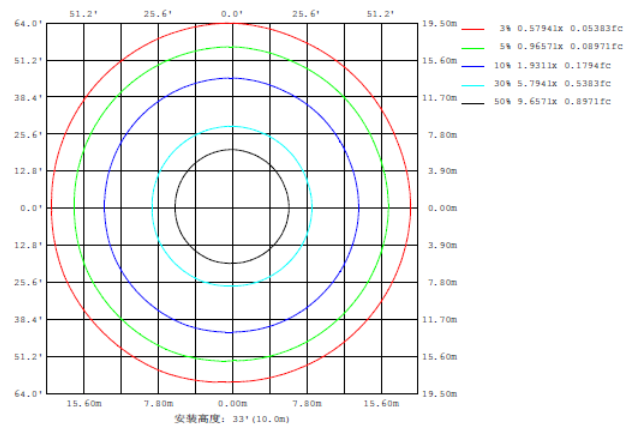
### RESULTS OF TESTS (CONT'D)

#### ILLUMINATION PLOTS@ 36W 5000K

#### ILLUMINANCE - CONE OF LIGHT



#### ISOILLUMINATION PLOT




#### ZONAL LUMEN SUMMARY AND PERCENTAGES AT 25°C @ 5000K

ZONE	LUMENS	% LUMINAIRE
0-30	1461	32.2
0-60	3984	87.6
0-80	4526	99.6
0-90	4545	100.0
0-120	4545	100.0

### PICTURES

Overview

FXF01003-A001



### CONCLUSION

The results tabulated in this report are representative of the actual test samples submitted for this report only. The data is provided to the client for further evaluation. Compliance to the referenced specification requirements was not determined in this report.

In Charge of Tests:

Report Reviewed By:

Judy Hu  
Project Engineer  
Lighting Division

Meng Wang  
Reviewer  
Lighting Division

Attachment: None < or include filename >

### REVISION HISTORY

JOB NUMBER	DATE OF REVISION	PROJECT HANDLER	REVIEWED BY
Description of Change:	None		