


INCLUDED ITEMS

Control	Model A77
Drain fittings	¾" MNPT x ¾" BARB, ¾" MNPT x ¾" Female pipe, ¾" FNPT x ¾" Female pipe, ¾" P-Trap
Drain tubing (length, ID)	10' - ¾" ID
Thermostat wire	30' 20 gauge 4-wire

SPECIFICATIONS

Capacity⁽¹⁾ PPD AT 80°/60%RH	315
Energy factor⁽¹⁾	2.6 L/kWh 5.5 pints/kWh
Voltage, Phase, Frequency	277VAC, 1 Phase, 60 Hz
Current draw (amps)⁽¹⁾	9.2
Power (watts)⁽¹⁾	2,450
Btu/h⁽²⁾	7,900
Power cord type and length	SJT, L7-20P, 10ft 
Hardwire	Field-configurable
Breaker size	20 amp
CFM	830
Dimensions:	Width: 32½" Height: 24" Length: 24¼"
Weight	180 lbs.
Operating range Temp/RH	60/50 to 85/80


⁽¹⁾Rated capacity and energy factor test done and current draw measured in accordance with AHAM DH-1 2008 at 80°F/60% RH inlet air at 0.0 ESP, 277VAC.

⁽²⁾Total cooling load @ 80°F/60% RH.

FEATURES

Control	Onboard digital with diagnostics
Air supply orientation	Horizontal
Filter	20"x22"x2" MERV 11
Refrigerant	R410A
Coil type	Copper tube, Aluminum fin with ElectroFin® E-coat
Drain connection*	¾" FNPT
P-Trap required	Yes (Included)
Leveling feet	Sold separately (Model #5789)
Hanging brackets	Included
Warranty	5 Years on all parts including refrigeration system

*Requires drain trap



PRINCIPLE OF OPERATION

The Anden Model A320V3 Dehumidifier is designed to dehumidify the air coming into the unit by passing the incoming air over an evaporator coil to drop the air temperature below the dew point of the air. Moisture is removed from the air and drained out of the unit to a common floor or waste drain. The air is then reheated in the condenser coil and exits the unit.

Dehumidification occurs until the set point is reached, then shuts off until the control determines a need for operation.

APPLICATION

The Anden Model A320V3 Dehumidifier is the perfect solution for the precise management of humidity required in an indoor growing environment.

INCLUDED CONTROL



MODEL A77

Dedicated monitoring and control of each dehumidifier at canopy height

MODEL A77 SPECIFICATIONS

Electrical	
Input voltage and current	Voltage: 35VDC (supplied by dehumidifier control board)
Output	Communication (RS485)
Control	
Control range	35%–80% RH
Accuracy	+/-5% RH
Differential	3% RH
Low limit	40°F dew point
High limit	99°F dry bulb



Intertek

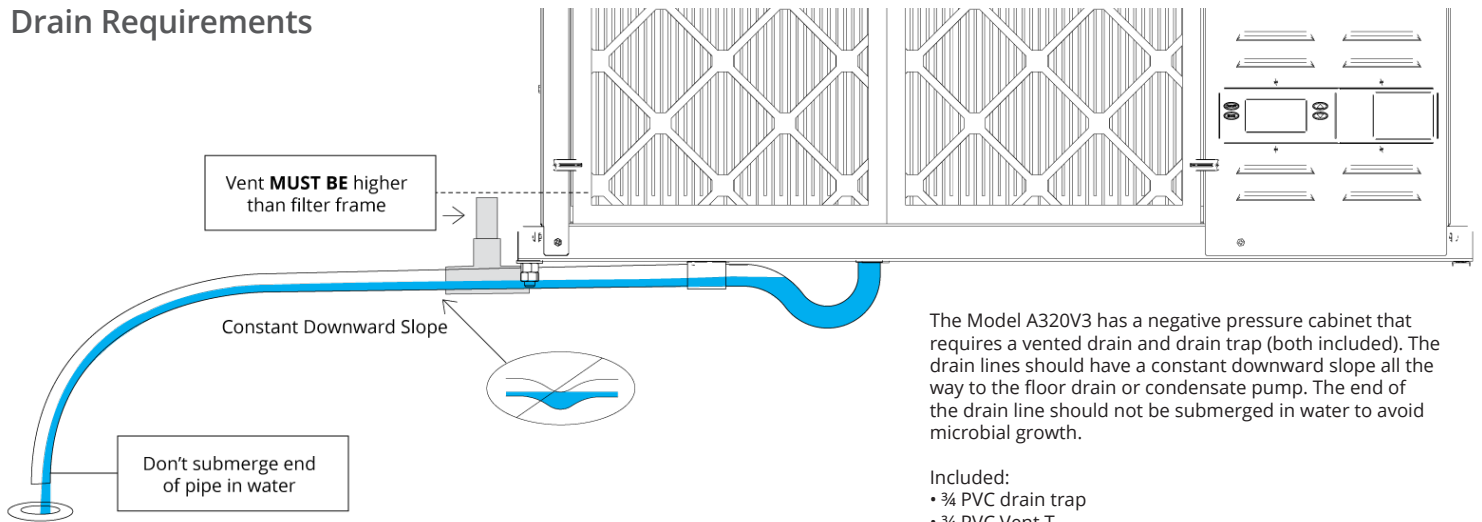


DESIGNED,
ENGINEERED &
ASSEMBLED

In Wisconsin



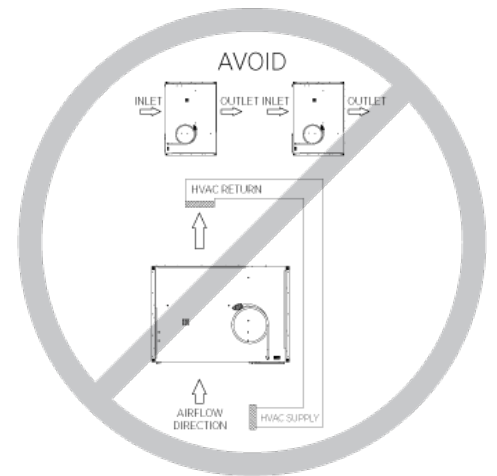
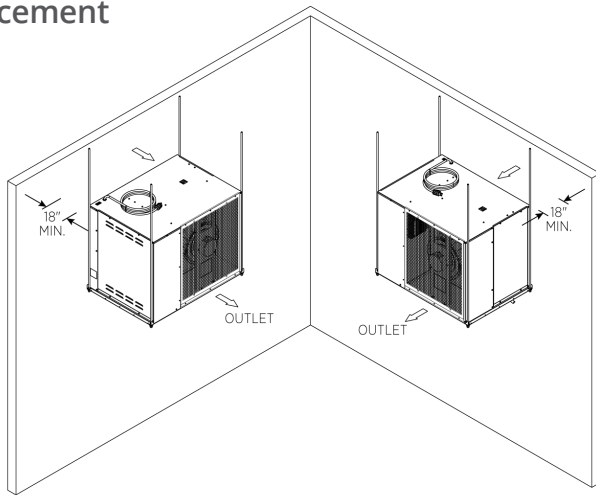
Drain Requirements



The Model A320V3 has a negative pressure cabinet that requires a vented drain and drain trap (both included). The drain lines should have a constant downward slope all the way to the floor drain or condensate pump. The end of the drain line should not be submerged in water to avoid microbial growth.

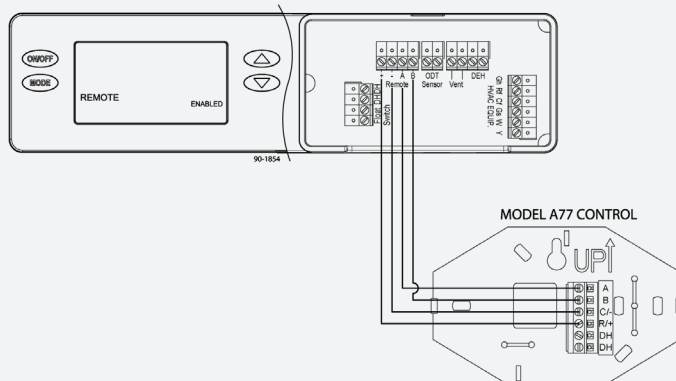
- Included:
- ¾ PVC drain trap
 - ¾ PVC Vent T
 - PVC Connectors

Placement



The Model A320V3 can be controlled with the Model A77 Control (included) or any external control that can provide a dry contact closure. When the Model A77 is used, the User Interface on the dehumidifier **MUST BE** set to "Remote". For all other external controls, the User Interface **MUST BE** set to "External". Refer to the quick start guide or installation manual for instructions on accessing the installer set-up menu.

Model A77 Control (Included)



External Control w/ Dry Contacts

