

TrolMaster OM-8 Dry Contact Board

Quick Instruction




Thank you for purchasing our OM-8 Dry Contact Module.

This dry contact board is specially designed for the Hydro-X Pro and Aqua-X Pro system. It has 8 individual electrical contacts, and allows up to 12 Amp current through each contact. The OM-8 should be mounted inside an electric control cabinet, and connected to a power supply between 100-240 VAC.

The OM-8 connects to the device port on the main controller using an RJ12 cable. After the module is addressed and added to your main controller, the main controller will send signals to control up to 8 individual outputs on the OM-8.

Features:

1. LCD Display, Simple to set up and use
2. Easy installation
3. Overload protection on each of the 8 outputs @ 12-amps
4. Each contact can be forced open or closed for a duration of 30 minutes



Installation:

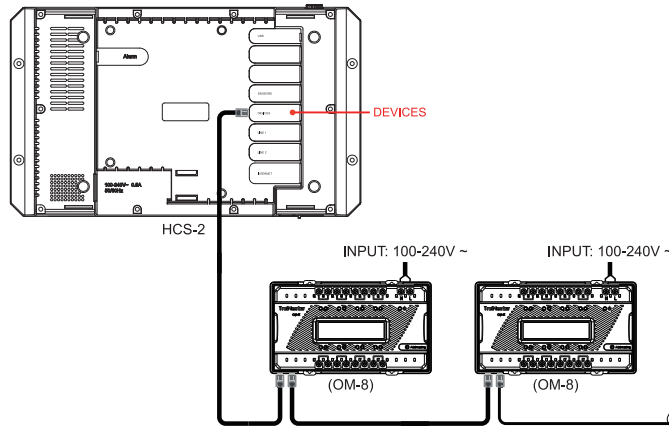
1. Pull the 4 tabs outward to release the bracket from the unit, mount the bracket to an electric control cabinet. Place the unit back on the bracket and press the 4 tabs back in to lock the unit in place.
2. Connect the unit to the power supply. (100-240 VAC)
3. Connect the OM-8 to the Main controller using a RJ12 cable.

NOTE: A small circuit break (e.g. 6A) is required for the OM-8 operation.

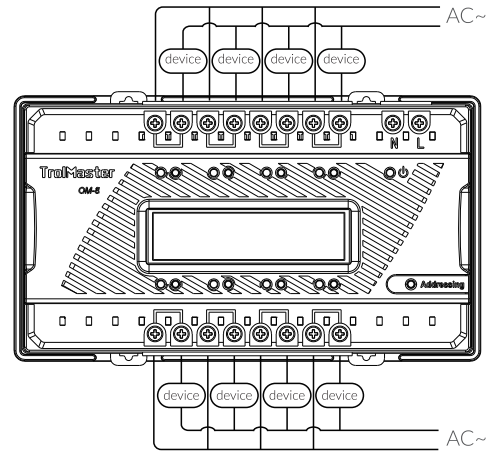
Instructions:

1. Connect it to the main control system (Hydro-X Pro, Aqua-X Pro)

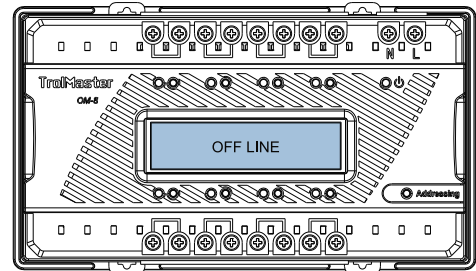
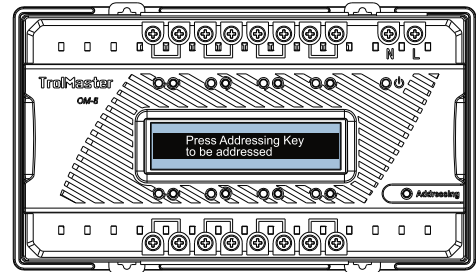
Use an RJ12 cable to connect the main controller with the OM-8 as demonstrated below.



* Connection ports on NFS-2: PUPMS and VALVES.



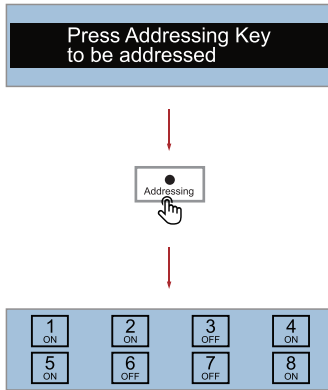
After the power supply is connected correctly, the LCD should display "Press Addressing Key to be addressed", otherwise it will show "OFF LINE"



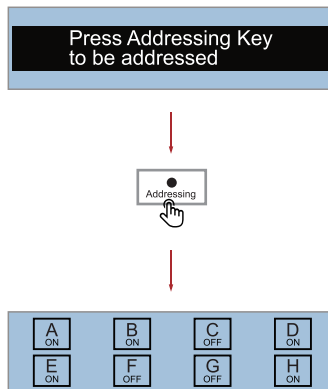
2. Addressing:

Press the addressing button to add the OM-8 to the main controller.
The names of each of the outputs will be displayed differently on the OM-8, depending on which controller it's connected to.

For Hydro-Pro :



For Aqua-X Pro :



WARNING: DO NOT allow the OM-8 Dry Contact Board to be exposed to water or excessive heat. DO NOT open or attempt to repair or disassemble the controller, as there are no user-serviceable parts inside. Opening the controller will void the warranty.

If the surface of OM-8 Dry Contact Board is dirty, wipe it with a dry towel. The OM-8 Dry Contact Board operates under natural ventilation conditions.

Where the circuit breaker is used as the disconnect device, the disconnect device shall remain readily operable.

This device must be mounted inside an electric control cabinet. The cabinet should be locked at all times. Beware of the risk of electric shock, do not open unless you are a professional technician.

NOTE: The electric control cabinet should not have any perforation.



AVERTISSEMENT : NE PAS exposer la carte de contact sec OM-8 à l'eau ou à une chaleur excessive. NE PAS ouvrir ou tenter de réparer ou de démonter le contrôleur, car il ne contient aucune pièce réparable par l'utilisateur. L'ouverture du contrôleur annulera la garantie.

Si la surface de la carte de contact sec OM-8 est sale, essuyez-la avec une serviette sèche. La carte de contact sec OM-8 fonctionne dans des conditions de ventilation naturelle.

Un disjoncteur est requis pour le fonctionnement de l'OM-8.

Lorsque le disjoncteur est utilisé comme dispositif de déconnexion, le dispositif de déconnexion doit rester facilement utilisable.

Cet appareil doit être monté à l'intérieur d'une armoire de commande électrique. L'armoire doit être verrouillée en tout temps. Attention au risque de choc électrique, ne l'ouvrez que si vous êtes un technicien professionnel.

REMARQUE : L'armoire de commande électrique ne doit présenter aucune perforation.

SPECIFICATIONS

Input Voltage Tension D'entrée	100-240V~, 50/60Hz, 0.15A 100-240V~, 50/60Hz, 0.15A
Degree of Ingress Protection Indice de protection	IP20 IP20
Max Relay Amperage:	12A @ 250VAC 12A @ 30VDC
Working Environments:	Temperature 32-104°F, Humidity≤90%
Package Dimensions (L*W*H):	255mmX135mmX95mm

ENVIRONMENTAL AND DISPOSAL CONCERNS:

THIS PRODUCT CONTAINS A BATTERY AND OTHER COMPONENTS WHICH MUST BE DISPOSED OF PROPERLY.



This symbol displayed on a product, its accessories, or its packaging indicates that this product may not be discarded as household waste. Dispose of the equipment through a recycling center that handles electronics and electrical appliances. By disposing of the equipment in the proper and lawful way you will be helping to prevent possible damage to the environment and risk to public health.