









LIGHTING KIT
designed for LEGO sets





Led Light Installation Guide







Lego 42093







Chevrolet Corvette ZR1





































THANK YOU!

Thank you for being part of the Brick Fans family and welcome to join us for the great experience in lighting up your LEGO set.

It is our mission to make sure you have the best experience possible at the Brick Fans. All our lighting sets are getting tested before we pack them and deliver them to all the brick fans. Inside our kit, we have the users' guide to help you setting up the your lighting correctly, please take your time to go through the guide before you start.

Please feel free to tag us #nzbrickfans on your social pages when you are sharing your amazing LEGO sets. We would love to see them!



www.brickfans.com