


MY ACTIVITY BOOK

MOLANG

HALLOWEEN
SPECIAL





LINK THE HALLOWEEN CREATURES WITH THEIR HOME



DO YOUR HALLOWEEN MAKEUP WITH CROQUE JUJU !

1 - Draw MOLANG's snout in brown on your nose

2 - Make two little pink circles on your cheeks

3 - Prepare to collect a lot of treats

6 - You are ready to celebrate Halloween with Molang!

If you need help, do not hesitate to ask an adult to help you!

Follow the full tutorial on his Instagram @croquejuju or on our Youtube channel @Molang official account



CROQUE JUJU



MOLANG



@Croque Juju



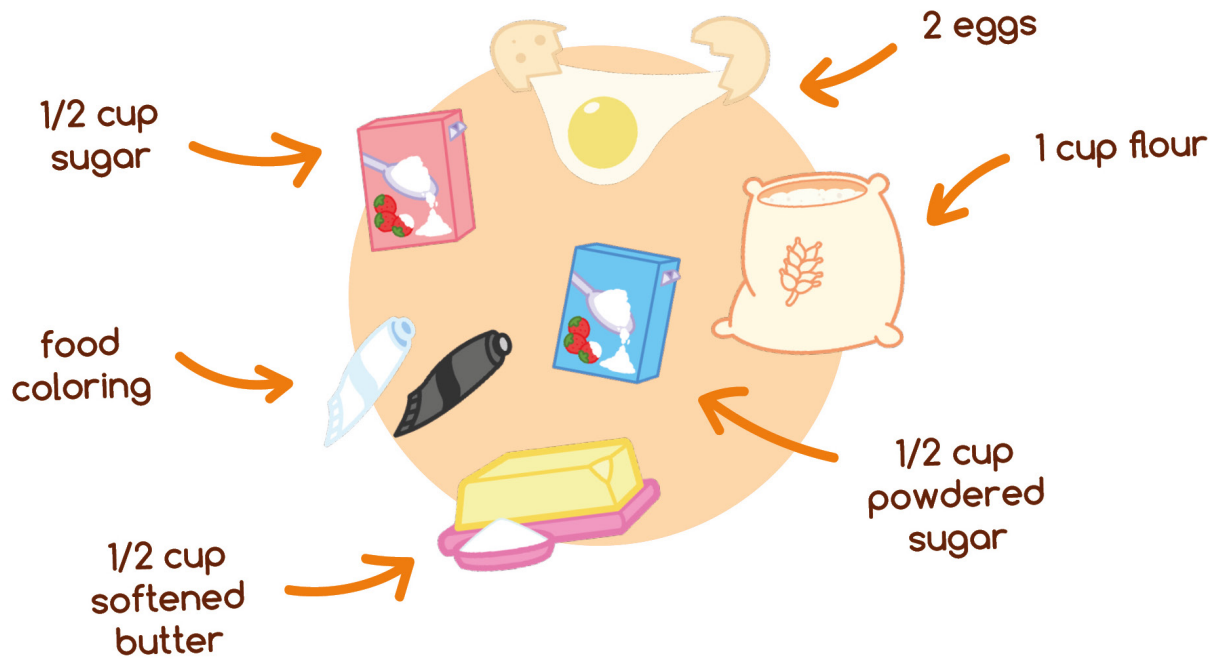
@croquejuju

CONNECT THE DOTS TO
DISCOVER WHY
PIU PIU IS SCARED



HALLOWEEN COOKIE RECIPE

THE INGREDIENTS



THE DOUGH

1 - Mix the regular sugar with the butter, then add one egg and the flour and mix it all together

2 - Let the dough rest in the fridge for an hour

3 - Roll out the dough and cut your cookies following the cut outs





4 - Let the dough cool in the fridge for 10 minutes

5 - Bake the cookies for 12 minutes at 350°F then let them cool down



THE ICING



1 - Whisk one egg white then add the powdered sugar and whisk again until it rises

2 - Mix the icing with the food coloring of your choice



3 - Decorate the cookies with spooky patterns

4 - Share them with your favorite monsters



Cut out the silhouettes to make your own cookie cutters



DISCOVER OUR HALLOWEEN FILTERS ON INSTAGRAM



spooky molang



molang dress-up



Scan the QR codes to access the filters on your mobile



@molang.official

YOUR HALLOWEEN COSTUME




JANUARY



FEBRUARY



MARCH



APRIL




MAY



JUNE



JULY



AUGUST



SEPTEMBER



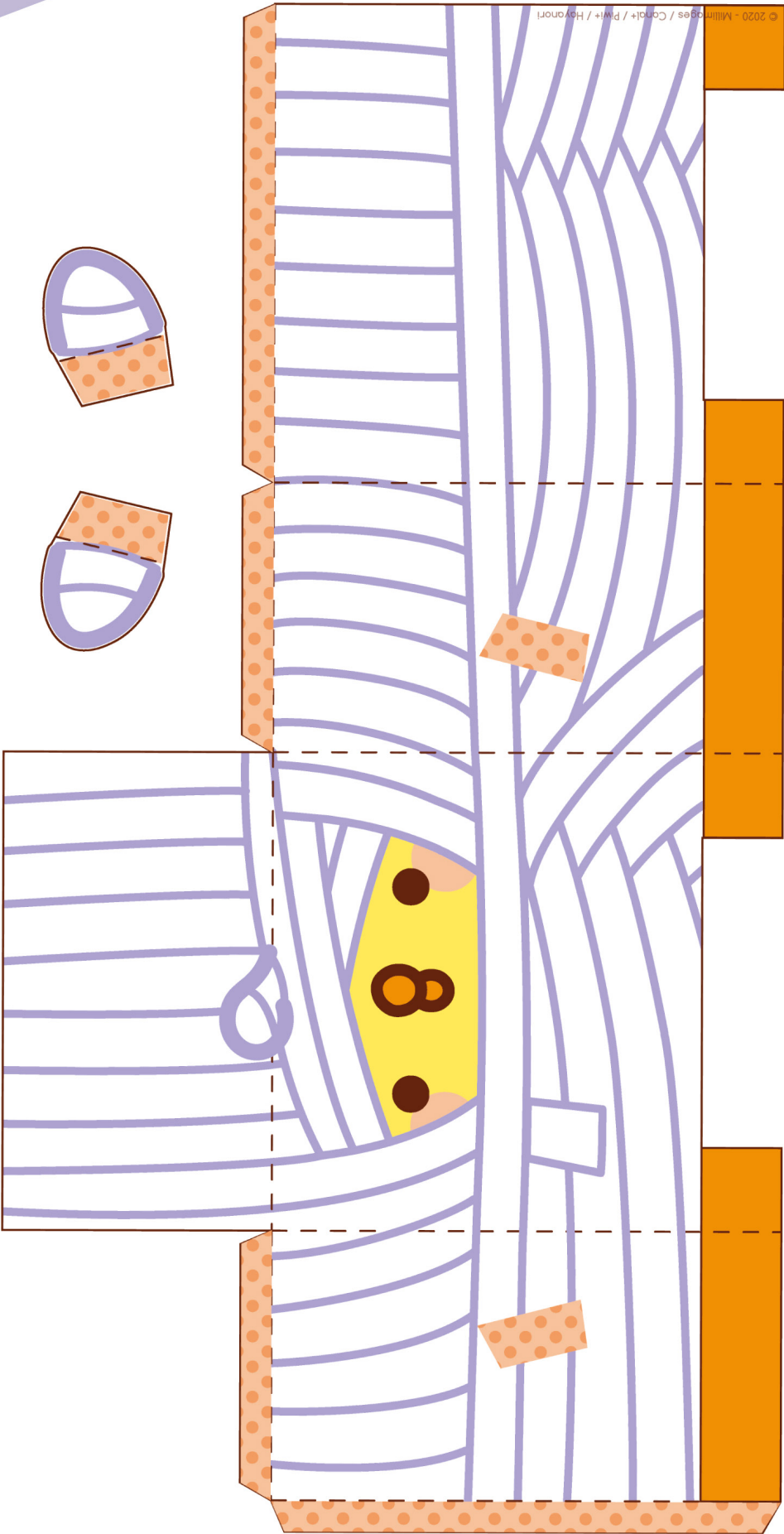
OCTOBER




NOVEMBER




DECEMBER

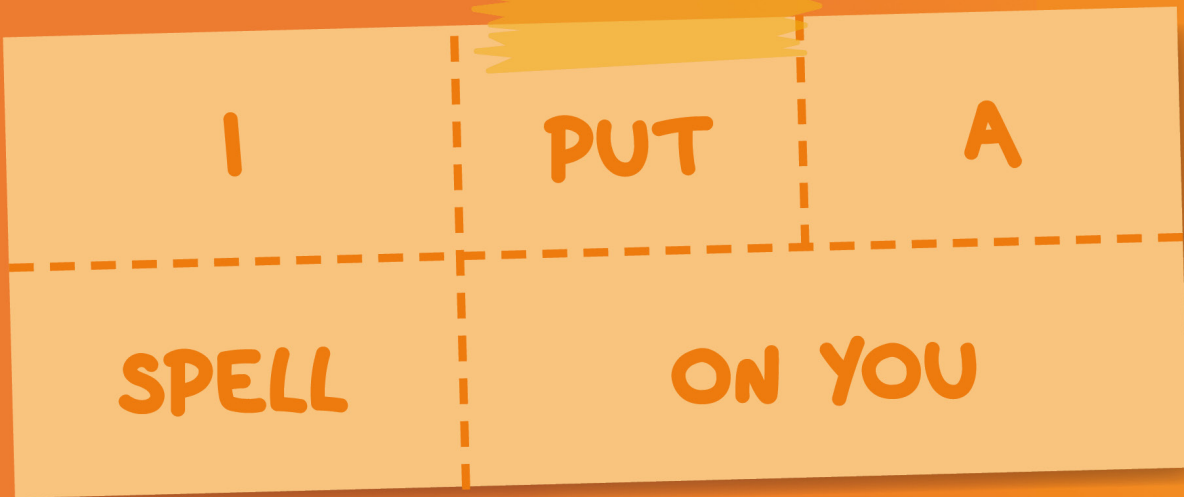


© 2020 - Millimages / Canal+ / Piwi+ / Hayanori

- fold
- cut
-  glue

CREATE YOUR PAPER-TOY





THE MOLANG TREASURE HUNT

For parents: cut out the words above along the dotted lines and hide them in places indicated by the clues. Make sure to have a treasure ready for the little hunters!

WHAT SENTENCE DID YOU FIND?

Put together the correct sentence with the word you find thanks to MOLANG's clues and discover where to find the hidden treasure in the house!

CLUES

- 1 - The first word can be found in the coldest spot in the house
- 2 - The second can be found where you spend your nights
- 3 - The third where you brush your teeth
- 4 - The fourth in the things you don't go outside in the street without
- 5 - The fifth in the thing that makes your clothes smell good





CARVE YOUR MOLANG PUMPKIN




Cut out the top of
the pumpkin



Empty out the
guts



Follow the stencil and carve
out the eyes and the mouth



File the cheeks but don't
carve them all the way

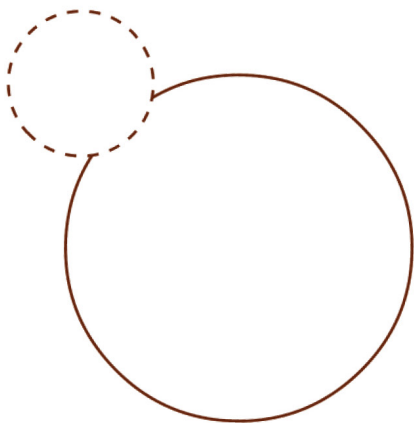
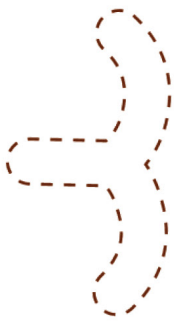
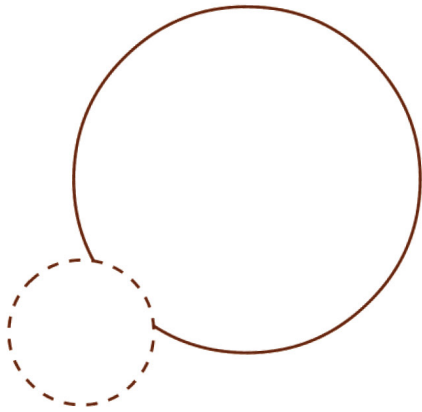


Light up the pumpkin with
a candle or an LED light



Celebrate Halloween
with MOLANG!

YOUR STENCIL



file



cut




IF YOU WANT EVEN MORE
SPOOKY ACTIVITIES, CHECK OUT
MOLANG.COM



Find garlands, coasters,
DIY decorations, and
more to celebrate your
Halloween party in
spooky style!







@molang



@molangofficialtiktok



@molang.official



@MolangOfficialPage



@Molangofficialaccount