



RUBICON
LIGHTING

Bespoke Systems

Draconis Range (3)



Draconis 80

Versatile Linear Systems (4-13)



Polaris Slim



Polaris Wide



Polaris Slim
Up / Down



Polaris Wide
Up / Down



Centaurus



Biconis



Circinus



Custom
Shapes

*Please note the values stated above will differ when the tunable white setting is used.



Features:

- No Flicker
- Efficacy Of Up To 100Lm/W*
- Remote Driver
- Tunable White
- Colour Coded Ceiling Cups Ordered Separately
- Minimum Lumen Maintenance: 50 000h (L80B20)



Ordering Example: Product Name/CRI/Kelvin/Size/Mounting/Beam Angle/Frame Colour/Wattage (e.g. Draconis80/80/4000/680/SUS/105/B/80W)

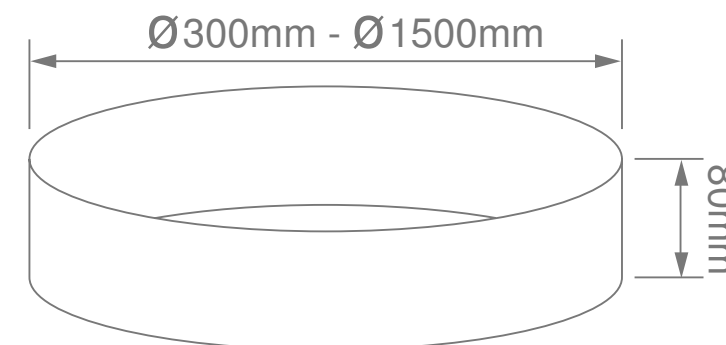
Input Power	LED-Modules	Colour Consistency	Installation Type	Material	Beam Angle	Frame Colour	Kelvin
220-240 V	CRI 80+ / CRI 90+ / CRI 95+	6-Step MacAdam	Suspension Mounting (SUS) Surface Mounted (SM) Recessed Mounting (RM)	Aluminium Body PC Diffuser	110°	<input type="radio"/> White (W) <input type="radio"/> Black (B) (Custom Colours Available On Request)	<input type="radio"/> 3000K <input type="radio"/> 4000K <input type="radio"/> 6000K

Product Code	Dimensions	CRI	K	W (System)	LM (System)
Draconis/80/4000/4.8W	Ø300mm x 80mm	80+	4000K	4.8W	600Lm*
Draconis/80/4000/12W	Ø450mm x 80mm	80+	4000K	12W	1500Lm*
Draconis/80/4000/24W	Ø600mm x 80mm	80+	4000K	24W	3000Lm*
Draconis/80/4000/39W	Ø800mm x 80mm	80+	4000K	39W	4860Lm*
Draconis/80/4000/68W	Ø1000mm x 80mm	80+	4000K	68W	8400Lm*
Draconis/80/4000/92W	Ø1200mm x 80mm	80+	4000K	92W	11400Lm*
Draconis/80/4000/149W	Ø1500mm x 80mm	80+	4000K	149W	18600Lm*

TUNABLE KELVIN OPTIONS:



Dimensions:



*Various Kelvin and CRI options available to suit project requirements, available on request.

*All Lumen Outputs Stated Above Are Based A Nominal Output That Included A 10% Light Loss, This Can Vary Depending On The Optic Used.

POLARIS SLIM



Features:

- No Flicker
- Efficacy Of Up To 90Lm/W*
- Internal Driver
- Colour Coded Ceiling Cups Ordered Separately
- Standard 3m Suspension Kit, Custom Lengths On Request

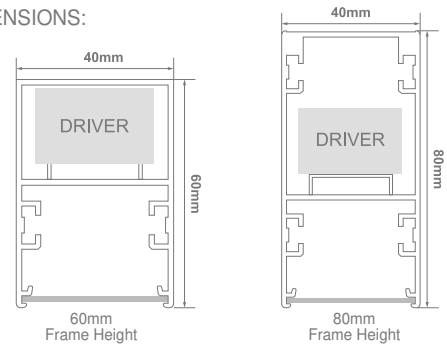
Ordering example: Product Name/Width/Diameter/Height/Kelvin/Wattage/Mounting (e.g. Polaris/40/6/60/40/19/SuS)

Input Power	LED-Modules	Colour Consistency	Installation Type	Material	Beam Angle
220-240V AC	CRI 80+ / CRI 93+	3-Step MacAdam	Suspension Mounting (SuS)	Aluminium Body	150°
			Surface Mounted (SM)	PC Diffuser	

40mm x 60 / 80mm Frame

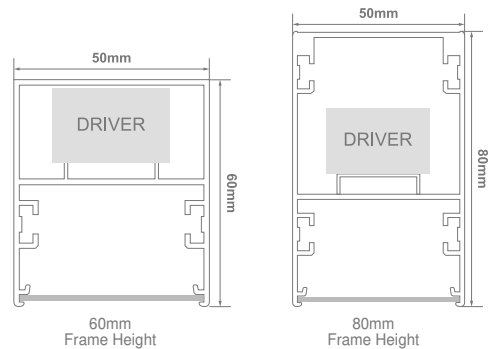
CODE	Diameter (mm)	Height (mm)	K	W (system)	Lm
Polaris/40/6/60/40/19	Ø 600	60 / 80	4000K / 3000K	19W	1695Lm
Polaris/40/10/60/40/31	Ø 1000	60 / 80	4000K / 3000K	31W	2826Lm
Polaris/40/12/60/40/38	Ø 1200	60 / 80	4000K / 3000K	38W	3391Lm
Polaris/40/15/60/40/47	Ø 1500	60 / 80	4000K / 3000K	47W	4239Lm
Polaris/40/20/60/40/63	Ø 2000	60 / 80	4000K / 3000K	63W	5652Lm
Polaris/40/24/60/40/75	Ø 2400	60 / 80	4000K / 3000K	75W	6782Lm
Polaris/40/30/60/40/94	Ø 3000	60 / 80	4000K / 3000K	94W	8478Lm
Polaris/40/50/60/40/157	Ø 5000	60 / 80	4000K / 3000K	157W	14130Lm

DIMENSIONS:



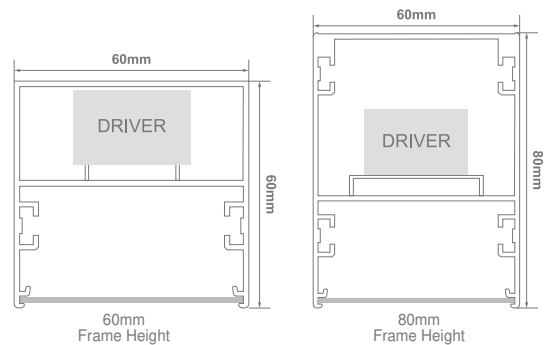
50mm x 60 / 80mm Frame

CODE	Diameter (mm)	Height (mm)	K	W (system)	Lm
Polaris/50/6/60/40/28	Ø 600	60 / 80	4000K / 3000K	28W	2543Lm
Polaris/50/10/60/40/47	Ø 1000	60 / 80	4000K / 3000K	47W	4239Lm
Polaris/50/12/60/40/57	Ø 1200	60 / 80	4000K / 3000K	57W	5086Lm
Polaris/50/15/60/40/71	Ø 1500	60 / 80	4000K / 3000K	71W	6358Lm
Polaris/50/20/60/40/94	Ø 2000	60 / 80	4000K / 3000K	94W	8478Lm
Polaris/50/24/60/40/113	Ø 2400	60 / 80	4000K / 3000K	113W	10173Lm
Polaris/50/30/60/40/141	Ø 3000	60 / 80	4000K / 3000K	141W	12717Lm
Polaris/50/50/60/40/236	Ø 5000	60 / 80	4000K / 3000K	236W	21195Lm



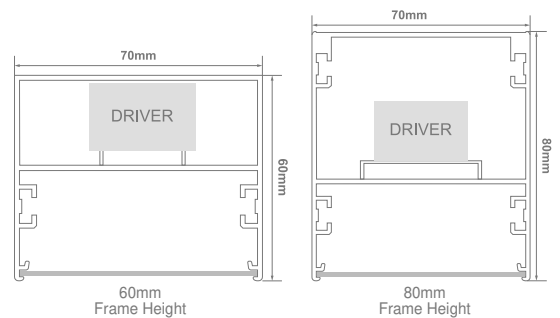
60mm x 60 / 80mm Frame

CODE	Diameter (mm)	Height (mm)	K	W (system)	Lm
Polaris/60/6/60/40/38	Ø 600	60 / 80	4000K / 3000K	38W	3391Lm
Polaris/60/10/60/40/63	Ø 1000	60 / 80	4000K / 3000K	63W	5652Lm
Polaris/60/12/60/40/75	Ø 1200	60 / 80	4000K / 3000K	75W	6782Lm
Polaris/60/15/60/40/94	Ø 1500	60 / 80	4000K / 3000K	94W	8478Lm
Polaris/60/20/60/40/126	Ø 2000	60 / 80	4000K / 3000K	126W	11304Lm
Polaris/60/24/60/40/151	Ø 2400	60 / 80	4000K / 3000K	151W	13564Lm
Polaris/60/30/60/40/188	Ø 3000	60 / 80	4000K / 3000K	188W	16956Lm
Polaris/60/50/60/40/314	Ø 5000	60 / 80	4000K / 3000K	314W	28260Lm



70mm x 60 / 80mm Frame

CODE	Diameter (mm)	Height (mm)	K	W (system)	Lm
Polaris/70/6/60/40/47	Ø 600	60 / 80	4000K / 3000K	47W	4239Lm
Polaris/70/10/60/40/79	Ø 1000	60 / 80	4000K / 3000K	79W	7065Lm
Polaris/70/12/60/40/94	Ø 1200	60 / 80	4000K / 3000K	94W	8478Lm
Polaris/70/15/60/40/118	Ø 1500	60 / 80	4000K / 3000K	118W	10597Lm
Polaris/70/20/60/40/157	Ø 2000	60 / 80	4000K / 3000K	157W	14130Lm
Polaris/70/24/60/40/188	Ø 2400	60 / 80	4000K / 3000K	188W	16956Lm
Polaris/70/30/60/40/236	Ø 3000	60 / 80	4000K / 3000K	236W	21195Lm
Polaris/70/50/60/40/393	Ø 5000	60 / 80	4000K / 3000K	393W	35325Lm



POLARIS WIDE



Features:

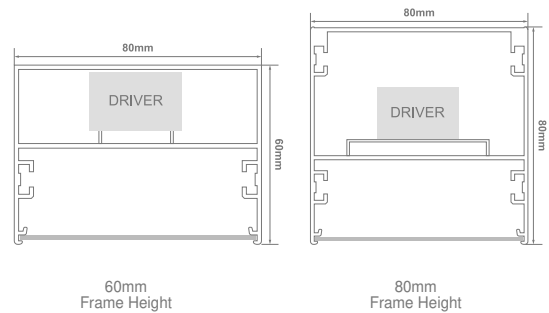
- No Flicker
- Efficacy Of Up To 90Lm/W*
- Internal Driver
- Colour Coded Ceiling Cups Ordered Separately
- Standard 3m Suspension Kit, Custom Lengths On Request

Ordering example: [Product Name/Width/Diameter/Height/Kelvin/Wattage/Mounting](#) (e.g. [Polaris/80/6/60/40/57/SuS](#))

Input Power	LED-Modules	Colour Consistency	Installation Type	Material	Beam Angle
220-240V AC	CRI 80+ / CRI 93+	3-Step MacAdam	Suspension Mounting (SuS) Surface Mounted (SM)	Aluminium Body PC Diffuser	150°

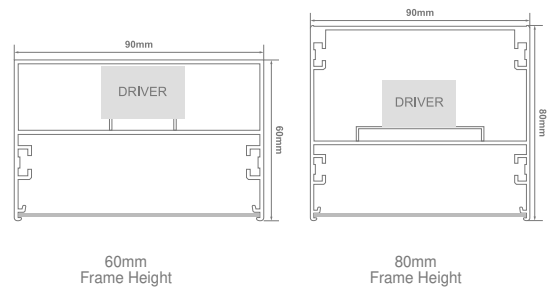
80mm x 60 / 80mm Frame

CODE	Diameter (mm)	Height (mm)	K	W (system)	Lm
Polaris/80/6/60/40/57	Ø 600	60 / 80	4000K / 3000K	57W	5086Lm
Polaris/80/10/60/40/94	Ø 1000	60 / 80	4000K / 3000K	94W	8478Lm
Polaris/80/12/60/40/113	Ø 1200	60 / 80	4000K / 3000K	113W	10173Lm
Polaris/80/15/60/40/141	Ø 1500	60 / 80	4000K / 3000K	141W	12717Lm
Polaris/80/20/60/40/188	Ø 2000	60 / 80	4000K / 3000K	188W	16956Lm
Polaris/80/24/60/40/226	Ø 2400	60 / 80	4000K / 3000K	226W	20347Lm
Polaris/80/30/60/40/283	Ø 3000	60 / 80	4000K / 3000K	283W	25434Lm
Polaris/80/50/60/40/471	Ø 5000	60 / 80	4000K / 3000K	471W	42390Lm



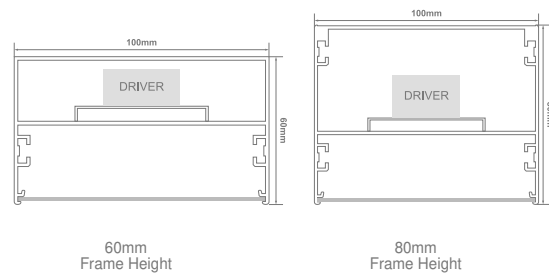
90mm x 60 / 80mm Frame

CODE	Diameter (mm)	Height (mm)	K	W (system)	Lm
Polaris/90/6/60/40/66	Ø 600	60 / 80	4000K / 3000K	66W	5934Lm
Polaris/90/10/60/40/110	Ø 1000	60 / 80	4000K / 3000K	110W	9891Lm
Polaris/90/12/60/40/132	Ø 1200	60 / 80	4000K / 3000K	132W	11869Lm
Polaris/90/15/60/40/165	Ø 1500	60 / 80	4000K / 3000K	165W	14837Lm
Polaris/90/20/60/40/220	Ø 2000	60 / 80	4000K / 3000K	220W	19782Lm
Polaris/90/24/60/40/264	Ø 2400	60 / 80	4000K / 3000K	264W	23738Lm
Polaris/90/30/60/40/330	Ø 3000	60 / 80	4000K / 3000K	330W	29673Lm
Polaris/90/50/60/40/550	Ø 5000	60 / 80	4000K / 3000K	550W	49455Lm



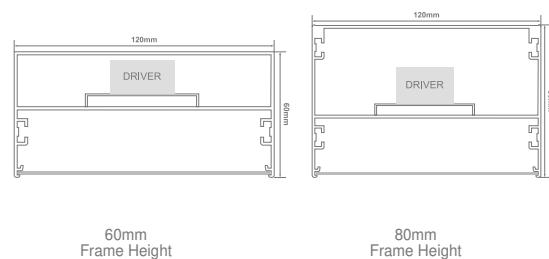
100mm x 60 / 80mm Frame

CODE	Diameter (mm)	Height (mm)	K	W (system)	Lm
Polaris/100/6/60/40/75	Ø 600	60 / 80	4000K / 3000K	75W	6782Lm
Polaris/100/10/60/40/126	Ø 1000	60 / 80	4000K / 3000K	126W	11304Lm
Polaris/100/12/60/40/151	Ø 1200	60 / 80	4000K / 3000K	151W	13564Lm
Polaris/100/15/60/40/188	Ø 1500	60 / 80	4000K / 3000K	188W	16956Lm
Polaris/100/20/60/40/251	Ø 2000	60 / 80	4000K / 3000K	251W	22608Lm
Polaris/100/24/60/40/301	Ø 2400	60 / 80	4000K / 3000K	301W	27129Lm
Polaris/100/30/60/40/378	Ø 3000	60 / 80	4000K / 3000K	378W	33912Lm
Polaris/100/50/60/40/628	Ø 5000	60 / 80	4000K / 3000K	628W	56520Lm



120mm x 60 / 80mm Frame

CODE	Diameter (mm)	Height (mm)	K	W (system)	Lm
Polaris/120/6/60/40/94	Ø 600	60 / 80	4000K / 3000K	94W	8478Lm
Polaris/120/10/60/40/157	Ø 1000	60 / 80	4000K / 3000K	157W	14130Lm
Polaris/120/12/60/40/188	Ø 1200	60 / 80	4000K / 3000K	188W	16956Lm
Polaris/120/15/60/40/236	Ø 1500	60 / 80	4000K / 3000K	236W	21195Lm
Polaris/120/20/60/40/314	Ø 2000	60 / 80	4000K / 3000K	314W	28260Lm
Polaris/120/24/60/40/378	Ø 2400	60 / 80	4000K / 3000K	378W	33912Lm
Polaris/120/30/60/40/471	Ø 3000	60 / 80	4000K / 3000K	471W	42390Lm
Polaris/120/50/60/40/785	Ø 5000	60 / 80	4000K / 3000K	785W	70650Lm



POLARIS SLIM UP/DOWN



Features:

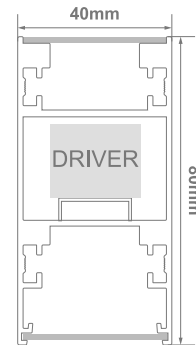
- No Flicker
- Efficacy Of Up To 90Lm/W*
- Internal Driver
- Colour Coded Ceiling Cups Ordered Separately
- Standard 3m Suspension Kit, Custom Lengths On Request

Ordering Example: Product Name/Width/Diameter/Height/Kelvin/Wattage/Mounting (e.g. PolarisUD/40/6/40/19/SuS)

Input Power	LED-Modules	Colour Consistency	Installation Type	Material	Beam Angle
220-240V AC	CRI 80+ / CRI 93+	3-Step MacAdam	Suspension Mounting (SuS) Surface Mounted (SM)	Aluminium Body PC Diffuser	150°

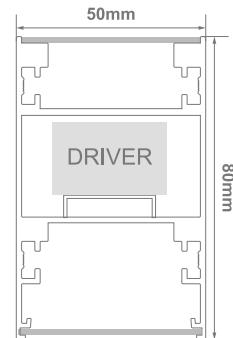
40mm x 80mm Up/Down Frame

CODE	Diameter (mm)	K	W / Up (system)	Lm / Up	W / Down (system)	Lm / Down
PolarisUD/40/6/40/19	Ø 600	4000K / 3000K	9W	850Lm	19W	1695Lm
PolarisUD/40/10/40/31	Ø 1000	4000K / 3000K	15W	1413Lm	31W	2826Lm
PolarisUD/40/12/40/38	Ø 1200	4000K / 3000K	19W	1695Lm	38W	3391Lm
PolarisUD/40/15/40/47	Ø 1500	4000K / 3000K	23W	2119Lm	47W	4239Lm
PolarisUD/40/20/40/63	Ø 2000	4000K / 3000K	31W	2826Lm	63W	5652Lm
PolarisUD/40/24/40/75	Ø 2400	4000K / 3000K	37W	3391Lm	75W	6782Lm
PolarisUD/40/30/40/94	Ø 3000	4000K / 3000K	47W	4239Lm	94W	8478Lm
PolarisUD/40/50/40/157	Ø 5000	4000K / 3000K	78W	7065Lm	157W	14130Lm



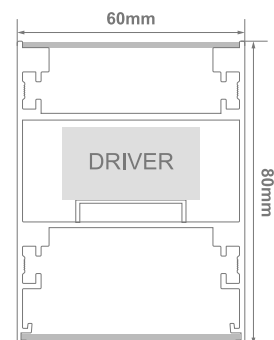
50mm x 80mm Up/Down Frame

CODE	Diameter (mm)	K	W / Up (system)	Lm / Up	W / Down (system)	Lm / Down
PolarisUD/50/6/40/28	Ø 600	4000K / 3000K	14W	1270Lm	28W	2543Lm
PolarisUD/50/10/40/47	Ø 1000	4000K / 3000K	23W	2119Lm	47W	4239Lm
PolarisUD/50/12/40/57	Ø 1200	4000K / 3000K	28W	2543Lm	57W	5086Lm
PolarisUD/50/15/40/71	Ø 1500	4000K / 3000K	35W	3179Lm	71W	6358Lm
PolarisUD/50/20/40/94	Ø 2000	4000K / 3000K	47W	4239Lm	94W	8478Lm
PolarisUD/50/24/40/113	Ø 2400	4000K / 3000K	56W	5085Lm	113W	10173Lm
PolarisUD/50/30/40/141	Ø 3000	4000K / 3000K	70W	6355Lm	141W	12717Lm
PolarisUD/50/50/40/236	Ø 5000	4000K / 3000K	118W	10595Lm	236W	21195Lm



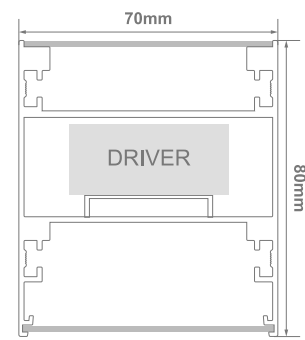
60mm x 80mm Up/Down Frame

CODE	Diameter (mm)	K	W / Up (system)	Lm / Up	W / Down (system)	Lm / Down
PolarisUD/60/6/40/38	Ø 600	4000K / 3000K	19W	1695Lm	38W	3391Lm
PolarisUD/60/10/40/63	Ø 1000	4000K / 3000K	31W	2826Lm	63W	5652Lm
PolarisUD/60/12/40/75	Ø 1200	4000K / 3000K	37W	3391Lm	75W	6782Lm
PolarisUD/60/15/40/94	Ø 1500	4000K / 3000K	47W	4239Lm	94W	8478Lm
PolarisUD/60/20/40/126	Ø 2000	4000K / 3000K	63W	5652Lm	126W	11304Lm
PolarisUD/60/24/40/151	Ø 2400	4000K / 3000K	75W	6782Lm	151W	13564Lm
PolarisUD/60/30/40/188	Ø 3000	4000K / 3000K	94W	8478Lm	188W	16956Lm
PolarisUD/60/50/40/314	Ø 5000	4000K / 3000K	157W	14130Lm	314W	28260Lm



70mm x 80mm Up/Down Frame

CODE	Diameter (mm)	K	W / Up (system)	Lm / Up	W / Down (system)	Lm / Down
PolarisUD/70/6/40/23	Ø 600	4000K / 3000K	23W	2119Lm	47W	4239Lm
PolarisUD/70/10/40/39	Ø 1000	4000K / 3000K	39W	3532Lm	79W	7065Lm
PolarisUD/70/12/40/47	Ø 1200	4000K / 3000K	47W	4239Lm	94W	8478Lm
PolarisUD/70/15/40/59	Ø 1500	4000K / 3000K	59W	5298Lm	118W	10597Lm
PolarisUD/70/20/40/78	Ø 2000	4000K / 3000K	78W	7065Lm	157W	14130Lm
PolarisUD/70/24/40/94	Ø 2400	4000K / 3000K	94W	8478Lm	188W	16956Lm
PolarisUD/70/30/40/118	Ø 3000	4000K / 3000K	118W	10597Lm	236W	21195Lm
PolarisUD/70/50/40/196	Ø 5000	4000K / 3000K	196W	17662Lm	393W	35325Lm



POLARIS WIDE UP/DOWN



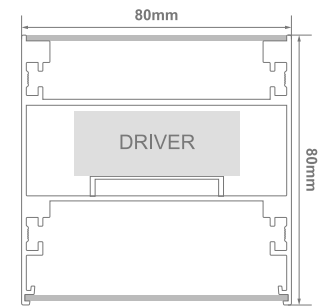
Features:

- No Flicker
- Efficacy Of Up To 90Lm/W*
- Internal Driver
- Colour Coded Ceiling Cups Ordered Separately
- Standard 3m Suspension Kit, Custom Lengths On Request

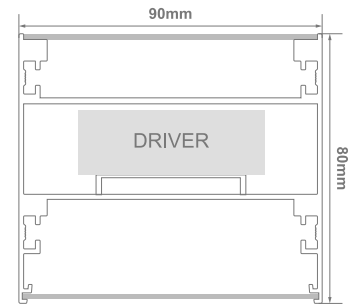
Ordering Example: Product Name/Width/Diameter/Height/Kelvin/Wattage/Mounting (e.g. PolarisUD80/6/40/57/SuS)

Input Power	LED-Modules	Colour Consistency	Installation Type	Material	Beam Angle
220-240V AC	CRI 80+ / CRI 93+	3-Step MacAdam	Suspension Mounting (SuS) Surface Mounted (SM)	Aluminium Body PC Diffuser	150°

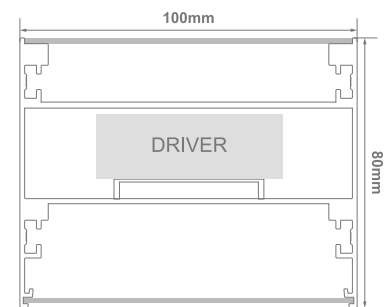
80mm x 80mm Up/Down Frame						
CODE	Diameter (mm)	K	W / Up (system)	Lm / Up	W / Down (system)	Lm / Down
PolarisUD/80/6/40/57	Ø 600	4000K / 3000K	28W	2543Lm	57W	5086Lm
PolarisUD/80/10/40/94	Ø 1000	4000K / 3000K	47W	4239Lm	94W	8478Lm
PolarisUD/80/12/40/113	Ø 1200	4000K / 3000K	56W	5085Lm	113W	10173Lm
PolarisUD/80/15/40/141	Ø 1500	4000K / 3000K	70W	6358Lm	141W	12717Lm
PolarisUD/80/20/40/188	Ø 2000	4000K / 3000K	94W	8478Lm	188W	16956Lm
PolarisUD/80/24/40/226	Ø 2400	4000K / 3000K	113W	10173Lm	226W	20347Lm
PolarisUD/80/30/40/283	Ø 3000	4000K / 3000K	191W	12717Lm	283W	25434Lm
PolarisUD/80/50/40/471	Ø 5000	4000K / 3000K	235W	21195Lm	471W	42390Lm



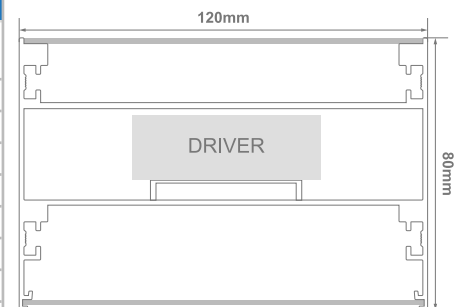
90mm x 80mm Up/Down Frame						
CODE	Diameter (mm)	K	W / Up (system)	Lm / Up	W / Down (system)	Lm / Down
PolarisUD/90/6/40/66	Ø 600	4000K / 3000K	33W	2967Lm	66W	5934Lm
PolarisUD/90/10/40/110	Ø 1000	4000K / 3000K	55W	4945Lm	110W	9891Lm
PolarisUD/90/12/40/132	Ø 1200	4000K / 3000K	66W	5934Lm	132W	11869Lm
PolarisUD/90/15/40/165	Ø 1500	4000K / 3000K	82W	7418Lm	165W	14837Lm
PolarisUD/90/20/40/220	Ø 2000	4000K / 3000K	110W	9891Lm	220W	19782Lm
PolarisUD/90/24/40/264	Ø 2400	4000K / 3000K	132W	11869Lm	264W	23738Lm
PolarisUD/90/30/40/330	Ø 3000	4000K / 3000K	165W	14836Lm	330W	29673Lm
PolarisUD/90/50/40/550	Ø 5000	4000K / 3000K	275W	24727Lm	550W	49455Lm



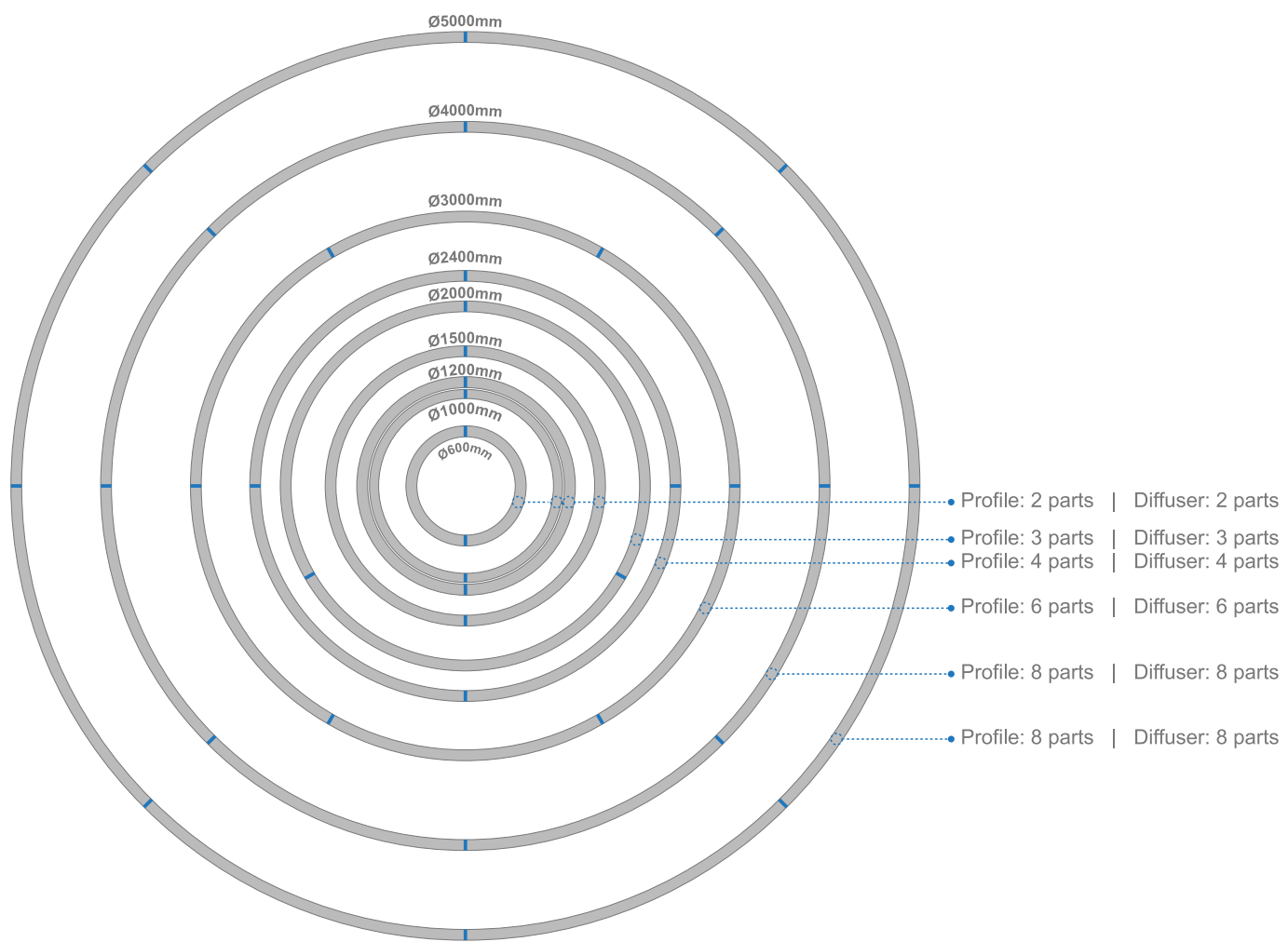
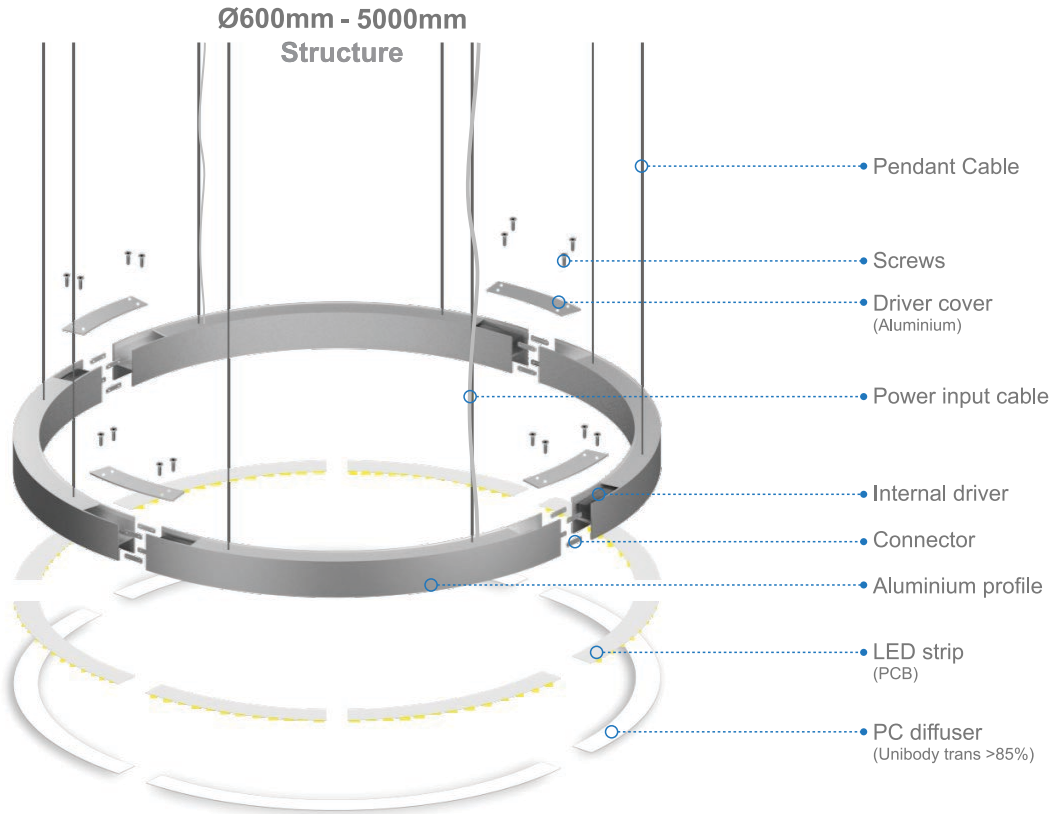
100mm x 80mm Up/Down Frame						
CODE	Diameter (mm)	K	W / Up (system)	Lm / Up	W / Down (system)	Lm / Down
PolarisUD/100/6/40/75	Ø 600	4000K / 3000K	37W	3391Lm	75W	6782Lm
PolarisUD/100/10/40/126	Ø 1000	4000K / 3000K	63W	5652Lm	126W	11304Lm
PolarisUD/100/12/40/151	Ø 1200	4000K / 3000K	75W	6782Lm	151W	13564Lm
PolarisUD/100/15/40/188	Ø 1500	4000K / 3000K	94W	8478Lm	188W	16956Lm
PolarisUD/100/20/40/251	Ø 2000	4000K / 3000K	125W	11304Lm	251W	22608Lm
PolarisUD/100/24/40/301	Ø 2400	4000K / 3000K	150W	13564Lm	301W	27129Lm
PolarisUD/100/30/40/378	Ø 3000	4000K / 3000K	189W	16956Lm	378W	33912Lm
PolarisUD/100/50/40/628	Ø 5000	4000K / 3000K	314W	28260Lm	628W	56520Lm



120mm x 80mm Up/Down Frame						
CODE	Diameter (mm)	K	W / Up (system)	Lm / Up	W / Down (system)	Lm / Down
PolarisUD/120/6/40/94	Ø 600	4000K / 3000K	47W	4239Lm	94W	8478Lm
PolarisUD/120/10/40/157	Ø 1000	4000K / 3000K	78W	7065Lm	157W	14130Lm
PolarisUD/120/12/40/188	Ø 1200	4000K / 3000K	94W	8478Lm	188W	16956Lm
PolarisUD/120/15/40/236	Ø 1500	4000K / 3000K	118W	10597Lm	236W	21195Lm
PolarisUD/120/20/40/314	Ø 2000	4000K / 3000K	157W	14130Lm	314W	28260Lm
PolarisUD/120/24/40/378	Ø 2400	4000K / 3000K	189W	16956Lm	378W	33912Lm
PolarisUD/120/30/40/471	Ø 3000	4000K / 3000K	235W	21195Lm	471W	42390Lm
PolarisUD/120/50/40/785	Ø 5000	4000K / 3000K	392W	35325Lm	785W	70650Lm



POLARI STRUCTURE - 600mm - 5000mm



CENTAURUS



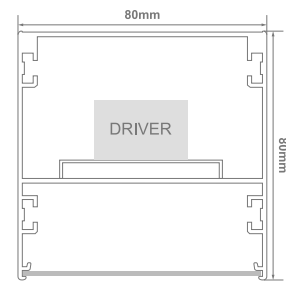
Features:

- No Flicker
- Efficacy Of Up To 90Lm/W*
- Internal Driver
- Colour Coded Ceiling Cups Ordered Separately
- Standard 3m Suspension Kit, Custom Lengths On Request


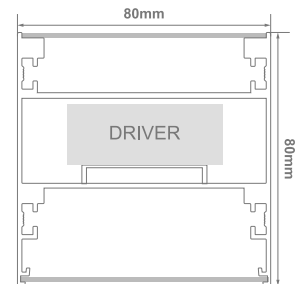
Ordering Example: [Product Name/Width/Diameter/Height/Kelvin/Wattage/Mounting](#) (e.g. [Circinus/4/40/38/SuS](#))

Input Power	LED-Modules	Colour Consistency	Installation Type	Material	Beam Angle
100-240V AC	CRI 80+ / CRI 93+	3-Step MacAdam	Suspension Mounting (SuS) Surface Mounted (SM)	Aluminium Body PC Diffuser	150°

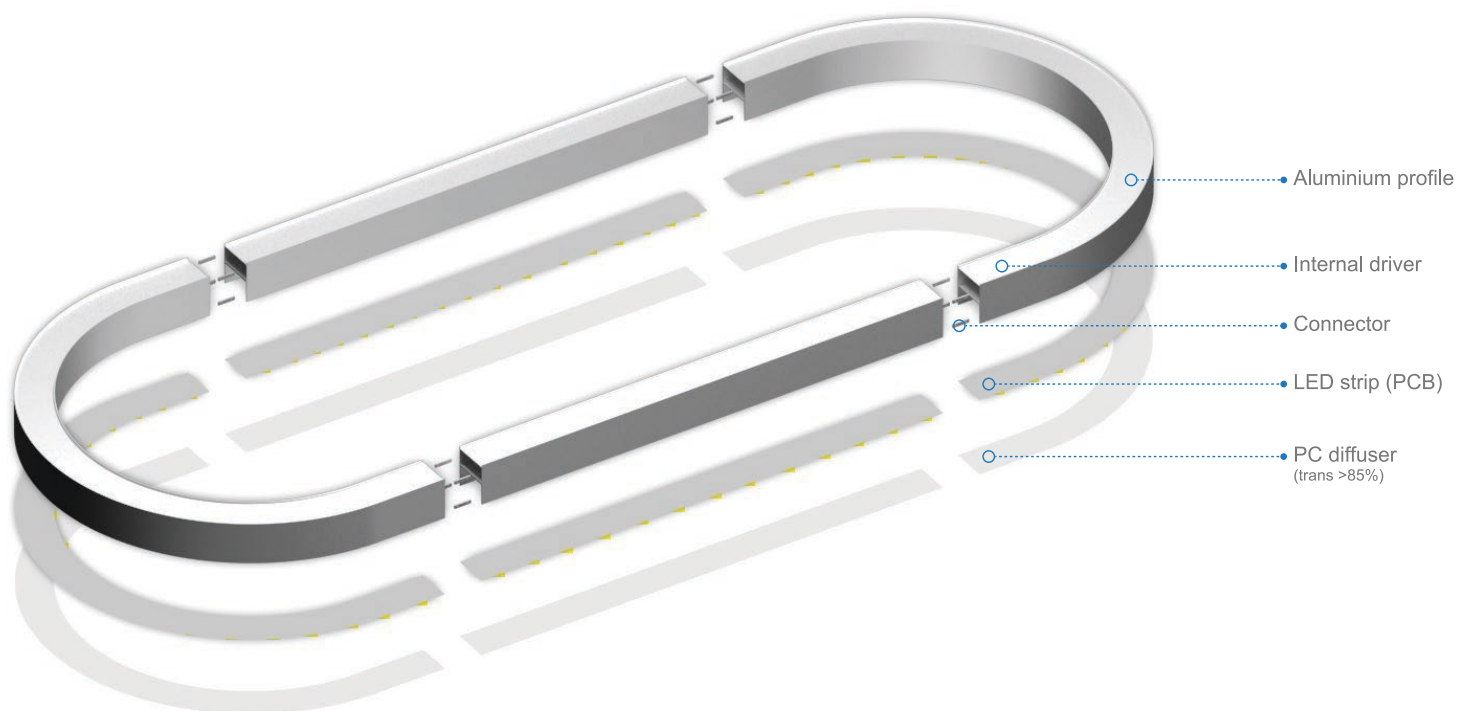
80mm x 80mm Frame					
CODE	Length (mm)	Height (mm)	K	W (system)	Lm
Centaurus/20/40/160	2000	80	4000K / 3000K	160W	14400Lm
Centaurus/30/40/220	3000	80	4000K / 3000K	220W	19800Lm
Centaurus/40/40/280	4000	80	4000K / 3000K	280W	25200Lm
Centaurus/50/40/340	5000	80	4000K / 3000K	340W	30600Lm
Centaurus/60/40/400	6000	80	4000K / 3000K	400W	36000Lm
Centaurus/70/40/460	7000	80	4000K / 3000K	460W	41400Lm



80mm x 80mm Up/Down Frame						
CODE	Length (mm)	K	W / Up (system)	Lm / Up	W / Down (system)	Lm / Down
CentaurusUD/20/40/160	2000	4000K / 3000K	80W	7200Lm	160W	14400Lm
CentaurusUD/30/40/220	3000	4000K / 3000K	110W	9900Lm	220W	19800Lm
CentaurusUD/40/40/280	4000	4000K / 3000K	140W	12600Lm	280W	25200Lm
CentaurusUD/50/40/340	5000	4000K / 3000K	170W	15300Lm	340W	30600Lm
CentaurusUD/60/40/400	6000	4000K / 3000K	200W	18000Lm	400W	36000Lm
CentaurusUD/70/40/460	7000	4000K / 3000K	230W	20700Lm	460W	41400Lm



CENTAURUS STRUCTURE



BICONIS



Features:

- No Flicker
- Efficacy Of Up To 90Lm/W*
- Internal Driver
- Colour Coded Ceiling Cups Ordered Separately
- Standard 3m Suspension Kit, Custom Lengths On Request

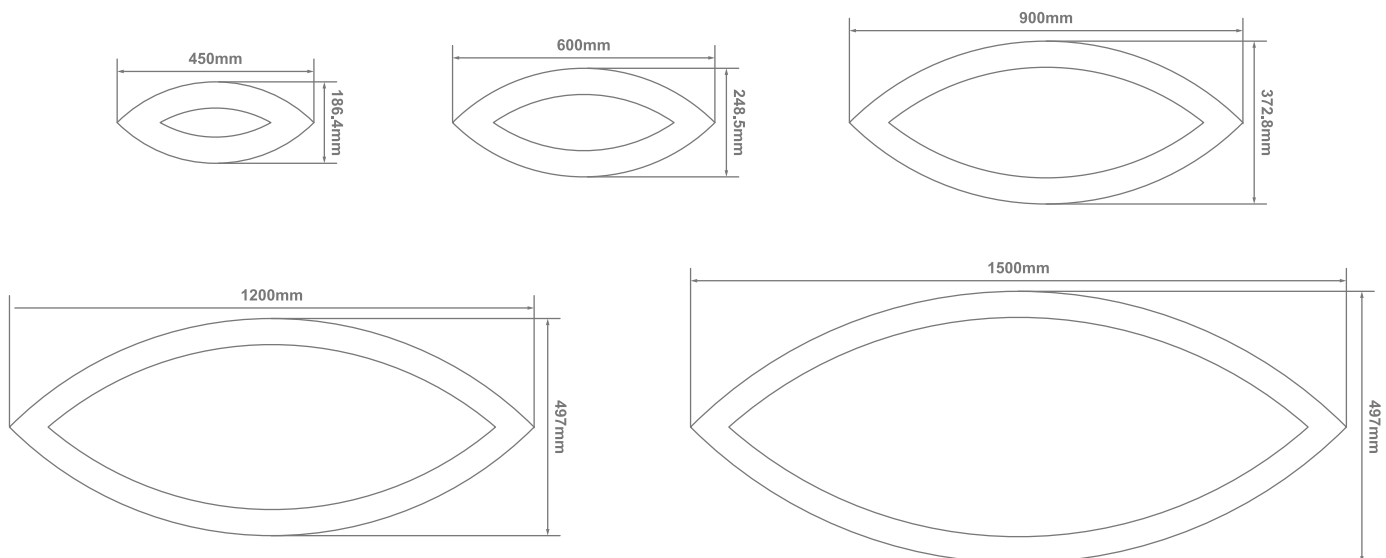
Ordering Example: Product Name/Width/Diameter/Height/Kelvin/Wattage/Mounting (e.g. Biconis/4/40/14/SuS)

Input Power	LED-Modules	Colour Consistency	Installation Type	Material	Beam Angle
100-270V AC	CRI 80+ / CRI 93+	3-Step MacAdam	Suspension Mounting (SuS) Surface Mounted (SM)	Aluminium Body PC Diffuser	150°

60mm x 58mm Frame					
CODE	Length (mm)	Width (mm)	K	W (system)	Lm
Biconis/4/40/14	450	186.4	4000K / 3000K	14W	1260Lm
Biconis/6/40/19	600	248.5	4000K / 3000K	19W	1710Lm
Biconis/9/40/28	900	372.8	4000K / 3000K	28W	2520Lm
Biconis/12/40/37	1200	497.0	4000K / 3000K	37.5W	3375Lm
Biconis/15/40/47	1500	621.3	4000K / 3000K	47.5W	4275Lm



Dimensions:



CIRCINUS



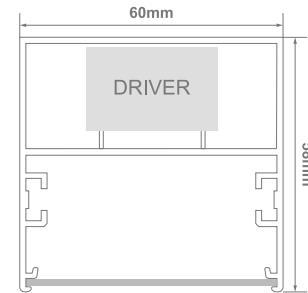
Features:

- No Flicker
- Efficacy Of Up To 90Lm/W*
- Internal Driver
- Colour Coded Ceiling Cups Ordered Separately
- Standard 3m Suspension Kit, Custom Lengths On Request

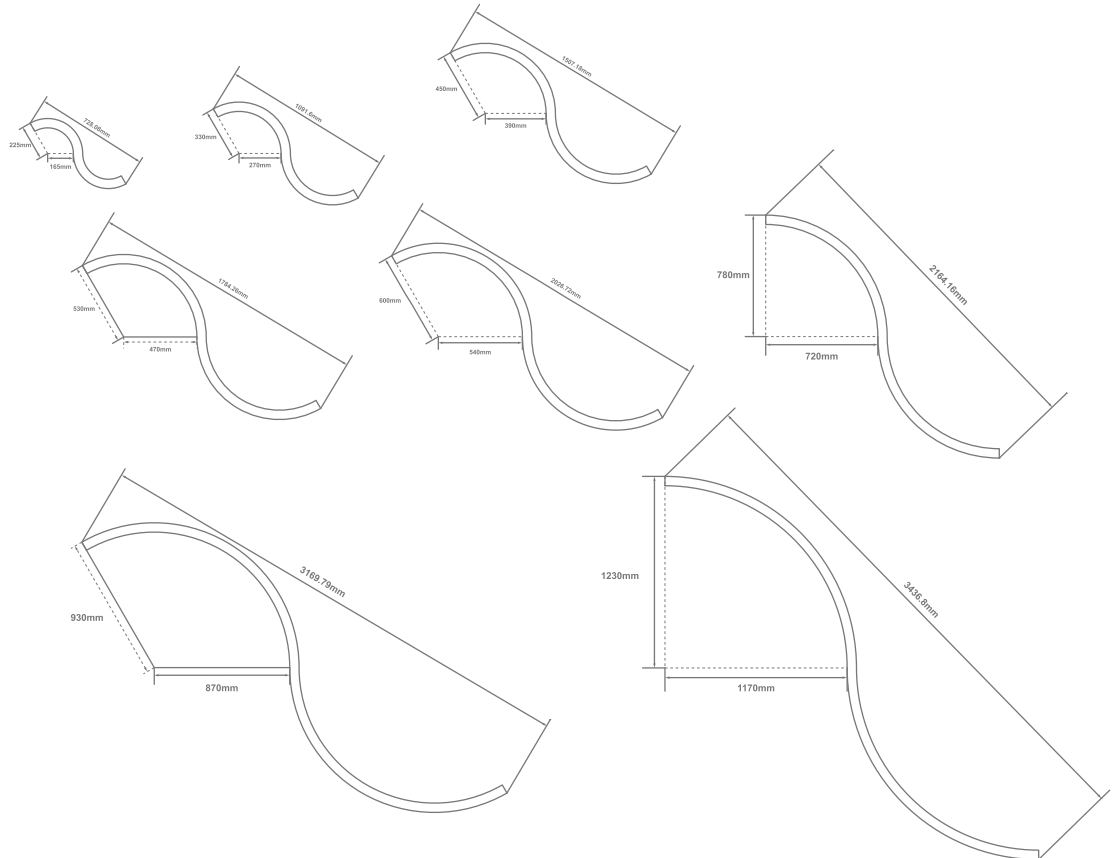
Ordering Example: Product Name/Width/Diameter/Height/Kelvin/Wattage/Mounting (e.g. Circinus/4/40/38/SuS)

Input Power	LED-Modules	Colour Consistency	Installation Type	Material	Beam Angle
100-270V AC	CRI 80+ / CRI 93+	3-Step MacAdam	Suspension Mounting (SuS) Surface Mounted (SM)	Aluminium Body PC Diffuser	150°

60mm x 58mm Frame				
CODE	Length (mm)	K	W (system)	Lm
Circinus/4/40/38	450	4000K / 3000K	38W	3391Lm
Circinus/6/40/50	600	4000K / 3000K	50W	4522Lm
Circinus/9/40/57	900	4000K / 3000K	57W	5087Lm
Circinus/10/40/63	1000	4000K / 3000K	63W	5652Lm
Circinus/12/40/75	1200	4000K / 3000K	75W	6782Lm
Circinus/15/40/94	1500	4000K / 3000K	94W	8478Lm
Circinus/20/40/126	2000	4000K / 3000K	126W	11304Lm
Circinus/24/40/151	2400	4000K / 3000K	151W	13565Lm
Circinus/30/40/188	3000	4000K / 3000K	188W	16956Lm
Circinus/40/40/251	4000	4000K / 3000K	251W	22608Lm
Circinus/50/40/314	5000	4000K / 3000K	314W	28260Lm

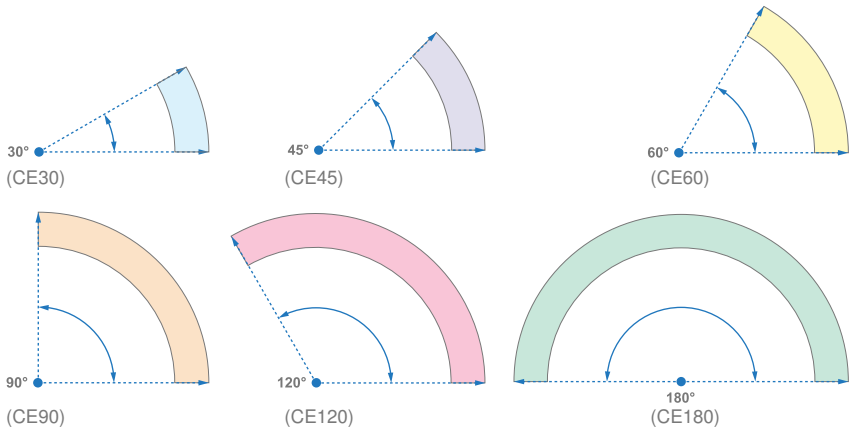
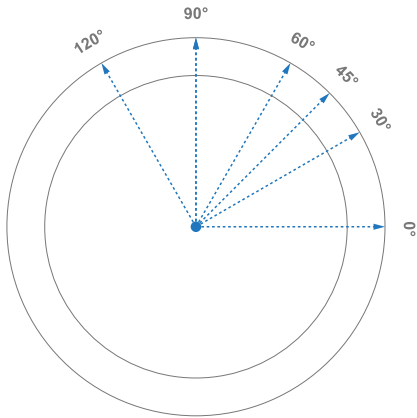


Dimensions:




CUSTOM SHAPES

STANDARD EXTRUSIONS: Curved Extrusions



Linear Extrusions

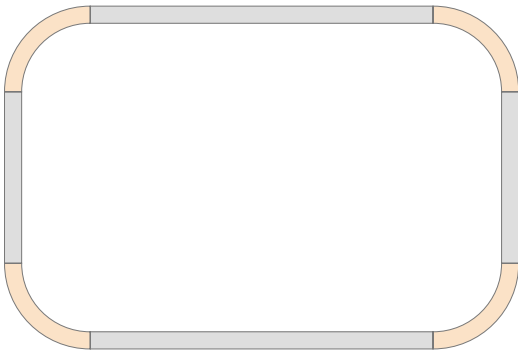


Profile sizes based on Polaris Slim & Polaris Wide fittings.

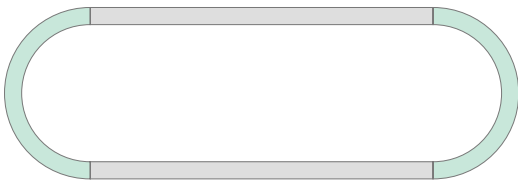
Required drivers are based on meterage and will be confirmed dependant on design layout.

ASSEMBLY EXAMPLES:

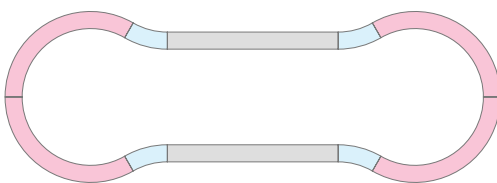
Example 1: 4x CE90 + 2x LE500 & 2x LE1000



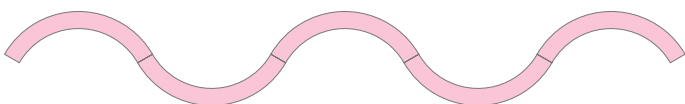
Example 2: 2x CE180 + 2x LE1000



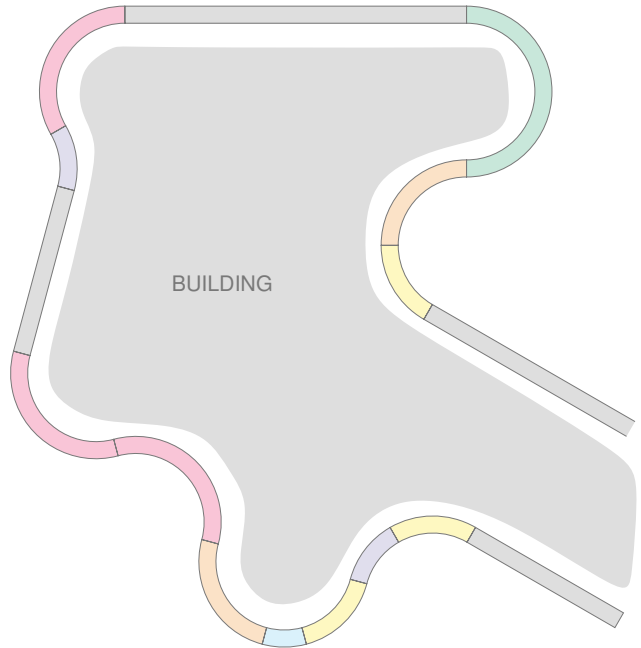
Example 3: 4x CE120 + 4x CE30 + 2x LE500



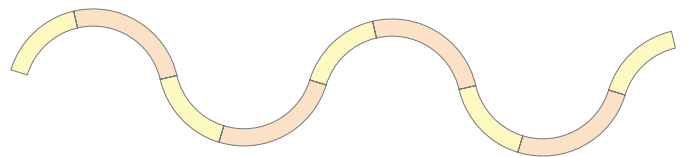
Example 4: Alternating 5x CE120



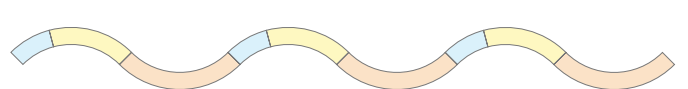
Example 5: 1x CE30 + 2x CE45 + 3x CE60 + 2x CE90 + 3x CE120 + 1x CE180 + 2x LE500 & 2x LE1000



Example 6: 5x CE60 + 4x CE90



Example 7: 3x CE30 + 3x CE60 + 3x CE90



Contact

Cape Town

1B Hansen Close,
Richmond Park,
Cape Town
T. +27 21 555 0570

Durban

Unit L, Nandi Park,
34 Brickworks Way
Briardene
T. +27 31 001 2964

Namibia - Windhoek

Unit 2, Tesoro Building,
31 TV More Street
Windhoek
T. +264 61 40 0339

Johannesburg

17 Galaxy Road,
Unit 5A Galaxy Park,
Linbro Park
T. +27 11 262 5179

Port Elizabeth

216 Main Road,
Walmer
Port Elizabeth
T. +27 41 451 4359