



# Solenoid valve 2/2 way N.O. Direct acting

21LN2ZV55D



21LN2ZV55G

## PRESENTATION:

Direct acting S.V. for interception of fluids compatible with the construction materials.  
Minimum operational pressure is not required.  
The materials used and the tests carried out ensure maximum reliability and duration.

**USE:** Chemistry  
Drinks

**PIPES:** 1/4 NPT

**COILS:**

8W - Ø 13	
BDA - BSA	155°C (class F)
BDV	180°C (class H)
12W - Ø 13	
UDA	155°C (class F)
14W - Ø 13	
GDH - GDV	180°C (class H)

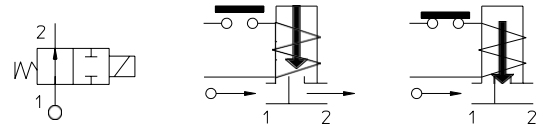


Max. allowable pressure (PS) 40 bar

Ambient temperature:

See coils catalogue page for its compatibility.

Gaskets	Temperature	Medium
V=FKM(fluoroelastomer)	- 10°C + 140°C	Demineralized water, syrups chemical product compatible with stainless steel

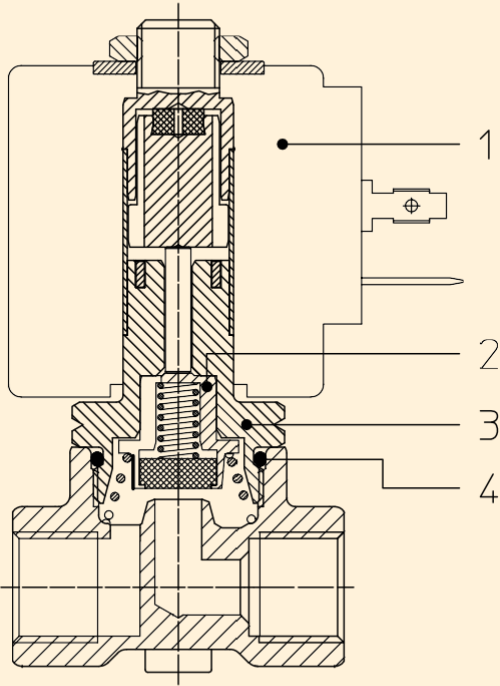


Pipe ISO 228/1	Code	Max viscosity		Ø mm	Kv l/mn	Power watt	Pressure		
		cSt	°E				min bar	M.O.P.D. AC bar DC bar	
1/4 NPT	21L2ZV55D	53	~ 7	5,5	9	8	0	2,5	2,5
	21L2ZV55G					12		3,5	3,5
						14			

## Note

Available on request and with minimum quantities.

The "ODE" reserves the right to carry out technical and aesthetic modifications without prior notice.



#### MATERIALS:

<b>Body</b>	Stainless steel AISI 316
<b>Armature tube</b>	Stainless steel AISI series 300
<b>Fixed core</b>	Stainless steel AISI series 400
<b>Plunger</b>	Stainless steel AISI series 400
<b>Phase displacement ring</b>	Copper - Cu 99,9%
<b>Spring</b>	Stainless steel AISI series 300
<b>Seal</b>	V=FKM
<b>Orifice</b>	Stainless steel AISI 316

#### On request:

<b>Connector</b>	Pg 9 or Pg 11
<b>Connector conformity</b>	ISO 4400

#### FEATURES:

<b>Electrical conformity</b>	IEC 335
<b>Protection degree</b>	IP 65 EN 60529 (DIN 40050) with coil fitted by connector

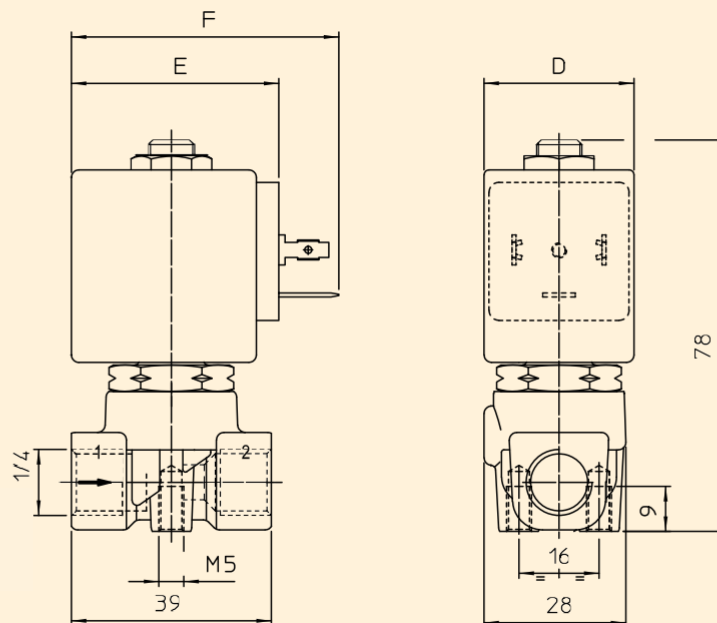
#### SPARE PARTS:

- 1. Coil:**  
See coils list
- 2. Complete diaphragm support:**  
8W Code R450786/V  
12W - 14W  
Code R450786/V14
- 3. Complete armature tube without gasket:**  
Code R450573
- 4. Gasket O-Ring:**  
Code R990000/V

#### KIT:

- 8W  
KT130Z V55-F=2+3+4  
12W - 14W  
KT130Z V55-G=2+3+4

#### DIMENSIONS:



COIL TYPE	POWER ABSORPTION			DIMENSIONS		
	W ---	Hold VA ~	Inrush VA ~	D mm	E mm	F mm
B	8	14,5	25	30	42	54
U	12	23	35	36	48	60
G	14	27	43	52	55	67