



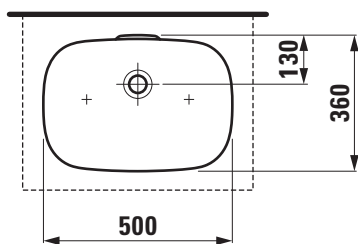
**TECHNICAL DATA**

Order no.	81230.2
Certified to	EN 31
Dimensions	Charge 109 – 500 x 360 mm Charge 112 – 500 x 350 mm
Inside dimensions of the basin	486 x 336 mm
Specification	Charge 109 – without tap holes, with overflow Charge 112 – without tap hole without overflow
Weight	109 – 7,0 kg 112 – 6,7 kg
Mounting acc. incl.	Template, order no. 89630.4 Fixing set, order no. 89496.1
Mounting acc. excl.	Siphon D40 chrome, order no. 89397.9
Colours	see colour table

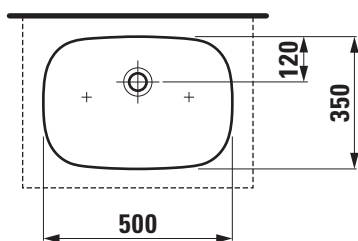
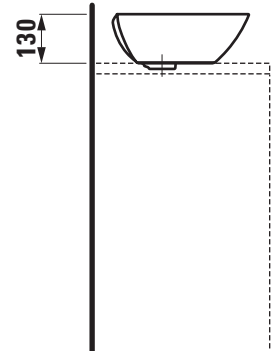
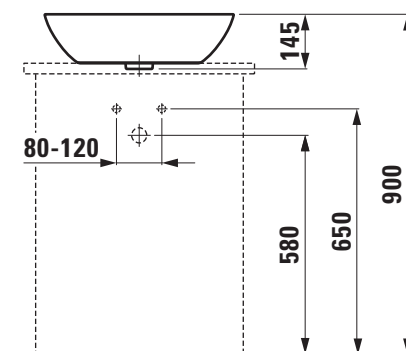
**SPECIFICATION TEXT**

Washbasin bowl Laufen INO, SaphirKeramik  
EN 31  
dimensions 500 x 360 mm (Charge 109), 500 x 350 mm (Charge 112)  
without tap hole, with overflow  
Further options / accessories: Surface refinement LCC (only white), valve without overflow, furniture  
Order no. 81230.2

**TECHNICAL DRAWINGS / S 1 : 20**



Charge 109 – with overflow



Charge 112 – without overflow

