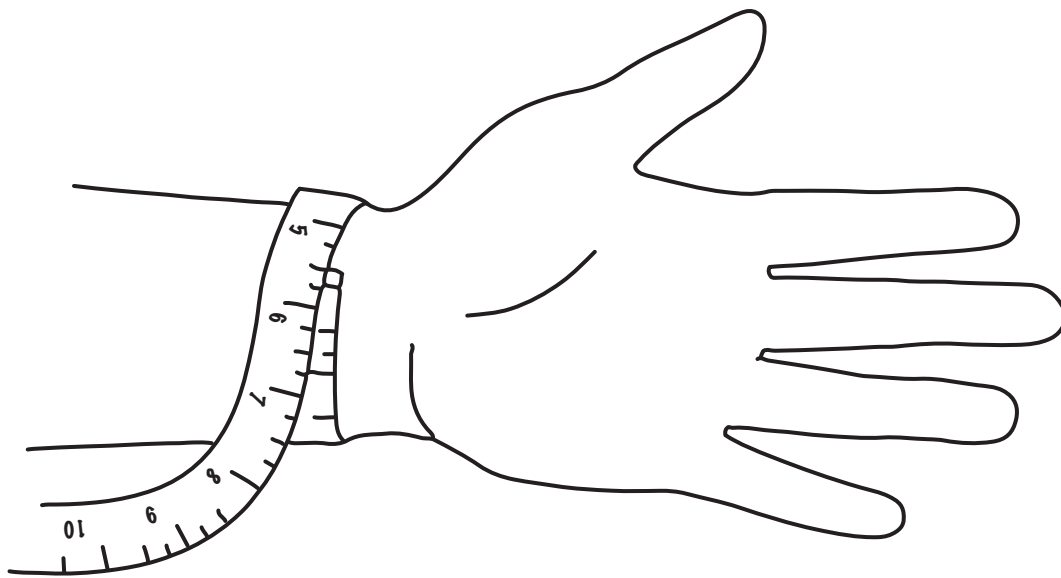




PALMETTO BANDS



Printable Measuring Tape

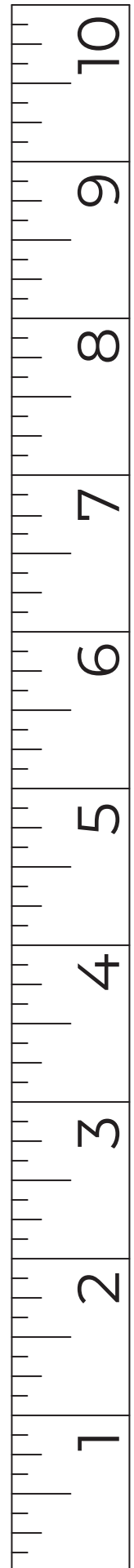
When printing, please ensure the following boxes are **UNCHECKED** in the print dialogue box:

- Shrink oversized pages to paper size
- Expand small pages to paper size
- Auto rotate and center

Measuring

- Cut out ruler along the lines
- Starting at “0”, wrap the tape around your wrist bone snugly to your skin. We need your exact wrist measurement. Mark where the ends of the tape measure touch. Do not add or subtract from this measurement.
- Enter your wrist measurement online when ordering our bracelets.

ELASTICWATCHBANDS.COM





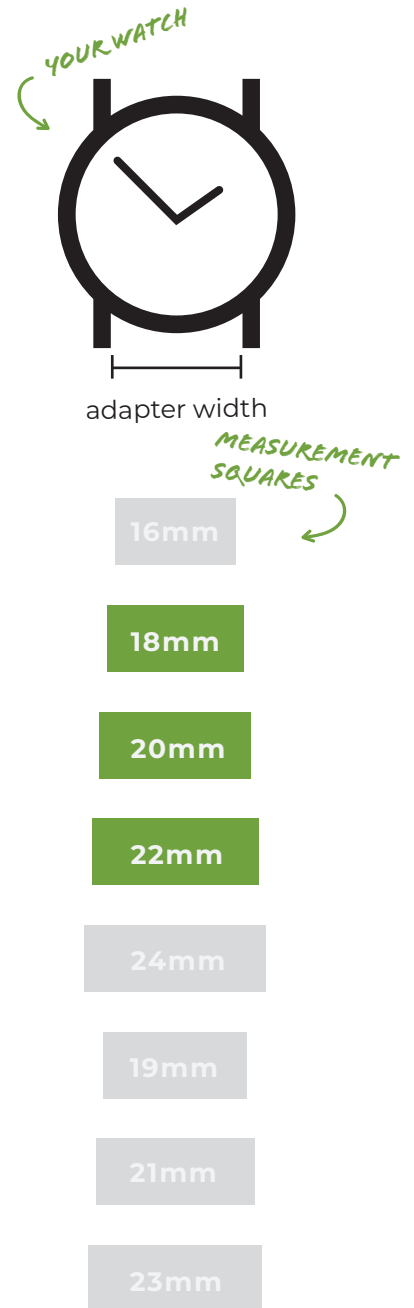
Adapter Sizing

Print this guide to find the correct size for your watch adapter.

- 1 Once printed, use the measurement squares to determine the adapter width of your watch.
- 2 The most common adapter widths are 18mm, 20mm & 22mm. When lining up your watch up to the measurement template, there should be no white space or overlap onto the square.



- 3 Too close to call? Try holding your watch up to the metric ruler below
- 4 Still not sure? Feel free to shoot us an email at info@elasticwatchbands.com with the make and model of your watch and we'll do our best to help you out!



PRINTER CHECK

Measure this box to check accuracy



2 INCHES WIDE

