

**+ Mr. Lulu**

**+ Mr. Lulu**

**Protocol for  
hair removal services**

**Laser hair removal, electrolysis, sugaring, waxing...**

## TOP 5 CHALLENGES WITH HAIR REMOVAL SERVICES

**Skin Irritation:** redness, and bumps post hair removal sessions, particularly with waxing or shaving.

**Ingrown Hairs:** ingrown hairs often lead to discomfort and sometimes infection.

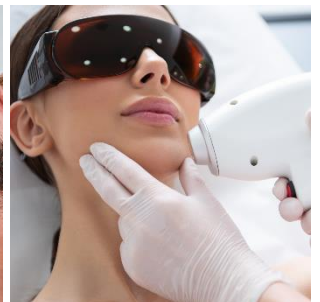
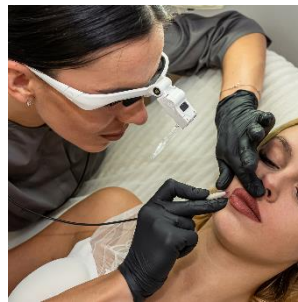
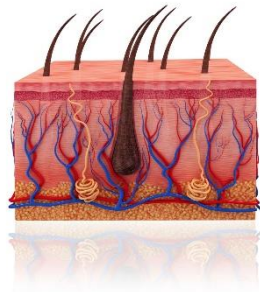
**Pain or Discomfort:** pain or discomfort experienced during hair removal procedures.

**Uneven Results:** Uneven hair removal results, including missed patches or inconsistent hair growth.

**Hyperpigmentation:** Clients with melanin rich skin and curly hair are naturally more prone to ingrown hair and hyperpigmentation.

These products and protocols are designed to

1. Increase skin health.
2. Help “push the hair” out naturally.
3. Decrease redness post treatment.
4. Decrease discomfort associated with procedure.
5. Support better re-growth that makes the next treatment easier.



**HAIR REMOVAL PROTOCOL**

**1. Client preparation**

- Double cleanse with **Pre Cleansing Oil, Probiotic Powder Cleanser** and **Make Up Remover Towel**.
- Allow skin to dry completely
- Use alcohol or other adequate solution

**2. Proceed to hair removal**

- Proceed with selected method and technology (Laser Hair Removal, electrolysis, sugaring, waxing).

**3. Post-treatment: soothing skin**

- Apply **HA B3 Powder Serum**, followed by **Soothing Face Oil** **immediately** after service to re-hydrate and soothe targeted area. The products can be used on all face and body parts.

**4. Home Care**

- Using these products in between services will provide better skin health and makes the hair removal treatments more successful.
- Prescribe your client the daily is of **Probiotic Powder Cleanser, Vitamin C Powder Serum** or **HA B3 Powder Serum, Soothing Face Oil**.
- Prescribe the weekly or bi-weekly use of the **Activated Enzyme Scrub**.



**TIP: Transition clients from hair removal services to skincare services**

Suggest the **Double Peel** service or **Pigment Control** service. In between hair removal services, these will help the hair removal be more successful, and they will enjoy brighter skin. This could lead to clients booking more services and starting to purchase their home care products through you.

Look on the website for more details about these service protocols, and how you can include them on your service menu.



# HA B3 POWDER SERUM

## RETAIL & PRO SIZE

### Ultra brightening and ultra hydrating.

Powder serum with professional concentration of Niacinamide (20%) and Hyaluronic Acid (10%). Activated with a splash of water, it becomes a powerful yet gentle hydrating and brightening serum.

### Benefits:

1. Brighter skin, with less dark spots
2. Plump and hydrated skin

**Excellent for:** Dark spots, uneven skin tone, post-inflammatory hyperpigmentation, break outs, clogged pores, ingrown hair, sun damaged skin.

**Skin types:** Combination skin, Oily skin, Dry Skin

**Skin tone:** All skin tones Fitz 1 > 6

**Not so good for someone with:** very sensitive skin

**Good to know:** All-natural, preservative-free, cruelty-free, petroleum-free, silicone-free, alcohol-free.

**pH** (when mixed with water): 5-6

### INGREDIENTS

Full ingredients list: vitamin B5 (pantothenic acid), vitamin B3 (niacinamide), hyaluronic acid, guar gum.

**Vitamin B3:** Also known as niacinamide, this active has been extensively researched for its ability to minimize enlarged pores, reduce break outs, improve uneven skin tone, and strengthen a weakened skin barrier.

**Vitamin B5:** This vitamin has the ability to boost skin hydration and is researched for its anti-acne properties.

**Hyaluronic acid:** Powerful humectant. It draws water and helps lock in moisture in skin. With a molecular weight of 847 g/mol, it sits on top of dermal layers to create a "moisture lock".

**Guar Gum:** Powerful humectant too. It complements hyaluronic acid as it helps provide additional nourishment to skin.

### HOME APPLICATION

Open and tap bottle twice or 3 times. The powder falls in palm of dry hand. Lightly wet other hand with water. Rub two hands together until the powder dissolves and it feels slippery. Apply and massage over face and neck until you feel that it is starting to absorb. Count 15-30 seconds and apply a Mr. Lulu face oil, or moisturizer of your choice.



**HOME CARE PRESCRIPTION**

Homecare for hyperpigmentation (dry / combination skin)

Results are usually seen within 2 weeks.

1. Precleansing Oil
2. Probiotic Powder Cleanser
3. Activated Enzyme Scrub (X2 per week)
4. HA B3 Powder Serum
5. Extra Nourishing Face Oil or Soothing Face Oil

**PROFESSIONAL GUIDELINES**

Can be used as a pro serum (or pro brightening masque) in the following treatments: (Green = Yes)

FACIALS	CHEMICAL PEELS	MECHANICAL RESURFACERS	SKIN NEEDLING	LASERS	HAIR REMOVAL
Customized facial	Chemical peels 30%	Dermaplaning	Micro-channeling (During & Post)	Non-ablative laser	Laser Hair removal
Acne facial	Chemical peels 40%+	Nano infusion	Micro-needling (During & Post)	Fractional laser	Electrolysis
Oxygen Facial / Hydrafacial	Jessner peel	Microdermabrasion	RF Micro-needling (Post)	Ablative laser	Waxing
Under Jelly Masque				Plasma Pen	

**Pro Serum: preparation & application**

Pour powder into a small mixing bowl. Add water and start mixing with fan brush. Slowly add more water and keep mixing until you reach desired consistency. The consistency should be the one of a “jelly-serum”, and it can be as thick or runny as you prefer. Apply to face or targeted area with fan brush.

You can now apply HydroJelly Masque, or moisturizer depending on the treatment performed.

Please note: you may also mix and apply with your hands, depending on personal preferences.

**Pro Brightening Masque: preparation & application**

Follow same steps as above. But when the “jelly-serum” is formed, add a dropper of a selected face oil and keep mixing with fan brush. The consistency and color will change. Apply a thick layer to face, and leave on skin for 8-10 minutes.

You can place client under LED during this time – the masque is transparent and light therapy can be performed while masque is applied.

**Tox Plump Booser: Botox / Filler procedures**

Apply HA B3 Powder Serum followed with 3-5 drops of Brightening Face Oil (or Extra Nourishing Face Oil) immediately at end of the procedure to plump up skin instantly and provide instant gratification to client/patient.

# BRIGHTENING FACE OIL

## RETAIL & PRO SIZE

100% organic moisturizing face oil with pure and healthy fatty acids. It combines light and heavy nut and seed oils.

**Benefits:**

1. Smooth and mattified skin
2. Skin feels and looks perfectly hydrated.

**Great for:**

1. Anyone with combination to oily skin
2. Anyone with break outs or acne
3. Anyone who likes a “light” moisturizer

**Not so good for someone with:** dry skin

**Skin tone:** All skin tones Fitz 1 > 6

**Good to know:** All-natural, preservative-free, cruelty-free, petroleum-free, silicone-free, alcohol-free.



**HOME CARE PRESCRIPTION**

**Application:** Apply a few drops (3 to 5) AM/PM after Powder Serum.

<p><b>Homecare for hyperpigmentation (combination / oily skin)</b></p> <ol style="list-style-type: none"> <li>1. Precleansing Oil</li> <li>2. Probiotic Powder Cleanser</li> <li>3. Activated Enzyme Scrub (X2 per week)</li> <li>4. Vitamin C Powder Serum or HA B3 Powder Serum</li> <li>5. Brightening Face Oil</li> </ol>	<p><b>Homecare for acne / PIH prone skin</b></p> <ol style="list-style-type: none"> <li>1. Precleansing Oil</li> <li>2. Probiotic Powder Cleanser</li> <li>3. Activated Enzyme Scrub (X2 per week)</li> <li>4. HA B3 Powder Serum</li> <li>5. Brightening Face Oil</li> </ol>
---	---

**INGREDIENTS**

Full ingredients list: MCT oil, grapeseed oil, almond oil, carrot seed oil, grapefruit essential oil.

1. MCT Oil (organic) Extracted from coconuts, it is a medium chain fatty acid. Due to its smaller molecular size, skin absorbs it easily to provide deeper nourishment.
2. Grapeseed Oil (organic) Rich in vitamin E and linoleic acid (omega-6 fatty acid), it has powerful antioxidative abilities and is known for its anti-inflammatory benefits.
3. Almond Oil (organic) Also rich in Vitamin E, this light oil is an effective emollient - it balances the absorption of moisture and water loss. It is anti-bacterial, and therefore good for break out reduction.
4. Carrot Seed Oil (organic) Cold pressed and a thicker oil, it is highly nourishing. It contains Vitamin A, and is well known by estheticians as one of the best oils to target wrinkles and lines.
5. Grapefruit essential oil (organic) Only used in very small amount. It provides an uplifting natural scent and allows to mattify skin.

## PROFESSIONAL GUIDELINES

Can be used as a moisturizer with the following treatments: (Green = Yes)

FACIALS	CHEMICAL PEELS	MECHANICAL RESURFACERS	SKIN NEEDLING	LASERS	HAIR REMOVAL
Customized facial	Chemical peels 30%	Dermaplaning	Micro-channeling (Post)	Non-ablative laser	Laser Hair removal
Acne facial	Chemical peels 40%+	Nano infusion	Micro-needling (Post)	Fractional laser	Electrolysis
Oxygen Facial / Hydrafacial	Jessner peel	Microdermabrasion	RF Micro-needling (Post)	Ablative laser	Waxing
Under Jelly Masque				Plasma Pen	

### **Dermaplaning: Oil-planing**

Apply 3-5 drops of Brightening Face Oil to skin, and proceed with dermaplaning for more glide & control.

### **Tox Plump Booser: Botox / Filler procedures**

Apply HA B3 Powder Serum followed with 3-5 drops of Brightening Face Oil (or Extra Nourishing Face Oil) immediately at end of the procedure to plump up skin instantly and provide instant gratification to client/patient.

### **Facial massage: Fascia massage**

Apply 3-5 drops of Brightening Face Oil to hands, and proceed with facial massage.



# SOOTHING FACE OIL

## RETAIL & PRO SIZE

Calm, soothe and nourish skin.

A unique combination of powerful calendula seed oil and Omega 3-rich oil, to help reduce redness and calm visible irritation.

**Benefits:** 1. Brighter skin 2. Smoother skin 3. Removal of vellus hair

**Great for:**

1. Anyone with sensitive skin concerns.
2. Pre / post procedure care to increase comfort and faster recovery.
3. Anyone prone to hyperpigmentation linked to sensitivity or friction.



**Please note:** Although designed to support sensitive skin, this oil has been popular and effective on all skin types. For oily skin types, using face oils often reverse the production of excess oil & sebum.

**Skin tone:** All skin tones Fitz 1 > 6

**Good to know:** All-natural, preservative-free, cruelty-free, petroleum-free, silicone-free, alcohol-free.

### INGREDIENTS

Full ingredients list: MCT oil, olive oil, calendula seed oil, algal oil, tocopherol.

1. Calendula Seed Oil: Calendula seed oil soothes skin irritations, reduces redness, moisturizes dryness, and promotes overall skin health.
2. Algal Oil: Microalgae oil reduces visible signs of irritation, and nourish skin.
3. MCT Oil (organic): Extracted from coconuts, it is a medium chain fatty acid. Skin absorbs it easily to provide deeper nourishment.
4. Olive Oil (organic): Provides deep moisturization, antioxidant protection, improved elasticity, and reduced inflammation. Nourishing and soothing, it leaves skin soft, radiant, and youthful.

### HEMOCARE PRESCRIPTION

**Application:** Apply a few drops (3 to 5) AM/PM after Powder Serum.

For very dry or compromised skin, follow with the application of the Protective Balm.

<b>Homecare for sensitized skin :</b> <ol style="list-style-type: none"><li>1. Precleansing Oil</li><li>2. Probiotic Powder Cleanser</li><li>3. HA B3 Powder Serum</li><li>4. Soothing Face Oil</li></ol>	<b>Homecare for very dry / compromised skin:</b> <ol style="list-style-type: none"><li>1. Precleansing Oil</li><li>2. Probiotic Powder Cleanser</li><li>3. HA B3 Powder Serum</li><li>4. Soothing Face Oil</li><li>5. Protective Balm</li></ol>
---	---



**PROFESSIONAL GUIDELINES**

Can be used as a moisturizer with the following treatments: (Green = Yes)

FACIALS	CHEMICAL PEELS	MECHANICAL RESURFACERS	SKIN NEEDLING	LASERS	HAIR REMOVAL
Customized facial	Chemical peels 30%	Dermaplaning	Micro-channeling (Post)	Non-ablative laser	Laser Hair removal
Acne facial	Chemical peels 40%+	Nano infusion	Micro-needling (Post)	Fractional laser	Electrolysis
Oxygen Facial / Hydrafacial	Jessner peel (at home)	Microdermabrasion	RF Micro-needling (Post)	Ablative laser (after 1 day)	Waxing
Under Jelly Masque				Plasma Pen (after 3 days)	

**Skin needling procedures:** Microchanneling, Microneedling, RF microneedling

- Apply HA B3 Powder Serum only immediately at end of treatment.
- Client to go home with HA B3 Powder Serum & Soothing Face Oil (or Extra Nourishing Face Oil)
- Evening of the treatment, client to apply HA B3 Powder Serum only (on cleansed skin)
- From the morning after and for at least 14 days, apply HA B3 Powder Serum followed by Soothing Face Oil AM/PM

**Post non-ablative procedures:** Chemical peel, Non-ablative laser (e.g. Moxi, Clear & Brilliant...), Pico second laser (e.g. Picoway...), IPL (e.g. BBL...), Electrolysis / laser hair removal.

- Apply HA B3 Powder Serum followed with 3-5 drops of Soothing Face Oil (or Extra Nourishing Face Oil) immediately at end of treatment to support recovery / inflammation resolution process.
- Client to go home with HA B3 Powder Serum & Soothing Face Oil (or Extra Nourishing Face Oil), and apply the evening of the treatment (on cleansed skin), and AM/PM for the 14 days that follow the treatment. Follow with Protective Balm if skin feels dry during recovery period.

**Post ablative procedures:** Plasma Pen, Fractional / ablative laser

- Client to go home with HA B3 Powder Serum, Soothing Face Oil and Protective Balm.
- 24-48 hours post procedure (and as directed by your skin professional) and for at least 28 days, apply HA B3 Powder Serum followed by Soothing Face Oil and Protective Balm AM/PM.

# ACTIVATED ENZYME SCRUB

## RETAIL & PRO SIZE

Triple action exfoliator. It combines enzymes, acids, and mechanical exfoliation for a powerful resurfacing. Remove dead skin cells to reveal a brighter complexion, clear pores from excess bacteria and diminish hyperpigmentation. Use weekly or twice a week.

Acid concentration: 15% - Enzyme concentration: 10%

### Benefits:

- Brighter and smoother skin instantly.
- Help remove dead skin cells with excess melanin.
- Contains ingredients that regulate production of excess melanin & reduce acne-causing bacteria.

### Excellent for:

- Anyone with any form of hyperpigmentation, especially PIH
- Anyone with acne
- Anyone with texture challenges

**Skin tone:** All skin tones Fitz 1 > 6

**Good to know:** Preservative-free, cruelty-free, fragrance-free, petroleum-free, silicone-free, alcohol-free, eco-friendly packaging.

**pH** (when mixed with water): 4-5

### INGREDIENTS:

Full ingredients list: sodium lauryl sulfoacetate (coconut), oryza sativa (rice) powder, citric acid, sodium bicarbonate, carica papaya (papaya) fruit extract, azelaic acid.

1. Oryza sativa (rice) powder: Rice extract provides a gentle mechanical exfoliation to remove dead skin cells from skin's
2. Carica papaya (papaya) fruit extract: One of the most effective fruit enzymes. It dissolves dead skin cells and strengthens the resurfacing process.
3. Azelaic acid: A dermatologist favorite, it is tough on all forms of hyperpigmentation. It is also known for its ability to kill acne-causing bacteria and reduce acne scars.
4. Citric acid: This alpha hydroxy acid breaks the bonds that hold dead skin cells together to reveal smoother skin surface.
5. Sodium lauryl sulfoacetate (coconut): Gentle cleaning active derived from coconut. It creates an onctuous lather and removes impurities and sebum.
6. Sodium bicarbonate: With anti-inflammatory this ingredient helps provide visible tighter pores.



**HOMECARE PRESCRIPTION**

1. Use once or twice a week.
2. Pour about a quarter teaspoon into dry hand.
3. Wet other hand. Rub 2 hands together to activate and create a creamy paste.
4. Apply to face in circular motions, avoiding eye area. Massage for 20-40 seconds, then rinse.
5. Use Powder Serum and Face Oil right after.

**PROFESSIONAL GUIDELINES**

**Enzymatic pro exfoliation**

By simply leaving it on skin for more than 40 sec, its strength increases to professional levels. Leave it for up to 4-5 minutes, and monitor skin. Rinse with water to neutralize.

**Pre-extraction - Combine with ultrasonic spatula:**

Ideal for congested skin. Apply the Activated Enzyme Scrub and set your spatula on “exfoliate” mode to remove dirt, debris and soften comedones. Steam can be used with it.

**Can be performed as exfoliation / skin prep prior to:**

FACIALS	CHEMICAL PEELS	MECHANICAL RESURFACERS	SKIN NEEDLING	LASERS	HAIR REMOVAL
Customized facial	Chemical peels 30%	Dermaplaning (Use post dermaplaning)	Micro-channeling (Post)	Non-ablative laser	Laser Hair removal
Acne facial	Chemical peels 40%+	Nano infusion	Micro-needling (Post)	Fractional laser	Electrolysis
Oxygen Facial / Hydrafacial	Jessner peel (at home)	Microdermabrasion	RF Micro-needling (Post)	Ablative laser (after 1 day)	Waxing
Under Jelly Masque				Plasma Pen (after 3 days)	

# PROBIOTIC POWDER CLEANSER

## RETAIL AND PRO SIZE

The Probiotic Powder Cleanser removes all dirt, pollution and excess sebum from skin, whilst keeping it balanced. Rich in probiotics, it protects your skin's barrier. Activated with a splash of water, it becomes a cream and then lathers.

### Results:

1. Clear and clean skin
2. Oil-free and shine-free skin
3. Skin feels balanced, not tight.



**Good to know:** All-natural, preservative-free, cruelty-free, petroleum-free, silicone-free, alcohol-free

**pH** (when mixed with water): 5-6

### INGREDIENTS

Full ingredients list: sodium lauryl sulfoacetate (coconut), zea mays (corn) starch, maltodextrin, lactobacillus.

1. Sodium lauryl sulfoacetate (coconut) Gentle cleaning active derived from coconut. It creates an unctuous lather and removes impurities, oil, sebum and pollution from skin, without stripping out hydration.
2. Zea mays (corn) starch: Powerful oil-absorbing ingredient. It absorbs excess oil and sebum out of skin. It is also known to soothe irritations and is gentle to skin.
3. Maltodextrin: Plant-based sugar often used for its results on skin aging concerns whilst being gentle to skin. It is an effective moisturizing ingredient, and helps your skin remain hydrated whilst cleansing.
4. Lactobacillus: Excellent probiotic that soothes and balances skin. Just like a fermented food would support your stomach, Lactobacillus maintains the integrity of skin's barrier and microbiome.

### HEMOCARE PRESCRIPTION

Open and tap bottle twice or 3 times. The powder falls in palm of hand. Lightly wet other hand with water. Rub two hands together until the powder becomes creamy and start to lather. Apply and massage over dampened face. Cleanse entire face. Rinse well and follow with a Powder Serum and Face Oil or Balm.

**PROFESSIONAL GUIDELINES**

**Can be used to double cleanse skin prior to the following:**

FACIALS	CHEMICAL PEELS	MECHANICAL RESURFACERS	SKIN NEEDLING	LASERS	HAIR REMOVAL
Customized facial	Chemical peels 30%	Dermaplaning	Micro-channeling	Non-ablative laser	Laser Hair removal
Acne facial	Chemical peels 40%+	Nano infusion	Micro-needling	Fractional laser	Electrolysis
Oxygen Facial / Hydrafacial	Jessner peel	Microdermabrasion	RF Micro-needling	Ablative laser	Waxing
Under Jelly Masque				Plasma Pen	

**Chemical peel neutralizer**

Pour powder into a small mixing bowl. Add water and start mixing with fan brush. Apply to face or targeted area with fan brush and gently massage. Rinse with water using soft esthetic wipes. If chemical peel sensation is still active, repeat one more time.

## PRE CLEANSING OIL

### RETAIL AND PRO SIZE

Lightweight cleansing oil gently yet effectively removes makeup and impurities without stripping moisture from the skin. Rich in fatty acids, Vitamin A and E, the formula reinforces skin's moisture barrier for a soothed, nourished complexion.

Can be used alone or paired with Probiotic Powder Cleanser for a double cleanse.

**Good to know:** All-natural, preservative-free, cruelty-free, petroleum-free, silicone-free, alcohol-free.

#### INGREDIENTS

**Safflower Oil (organic):** Rich in Vitamin E and Omega 6, this oil has antioxidative and anti-inflammatory properties. It is also non-comedogenic, and therefore friendly to breakout prone skin.

**Almond Oil (organic):** Also rich in Vitamin E, this light oil is an effective emollient - it balances the absorption of moisture and water loss. It is anti-bacterial, and therefore good for break out reduction.

**Castor Oil:** A thicker oil rich in ricinoleic acid, it draws oil and sebum out of the skin. It is also known medically to help with wound healing.

**Carrot Seed Oil (organic):** Highly nourishing, it contains Vitamin A (Beta Carotene), and is well known by estheticians as one of the best oils to target wrinkles and lines.

#### HEMOCARE PRESCRIPTION

Dispense into dry hands. Massage over dry face and eyes to dissolve sebum, dirt and make up. Rinse with lukewarm water or wet cloth. Follow with a second cleanse using Mr. Lulu probiotic powder cleanser



**PROFESSIONAL GUIDELINES**

**Can be used to double cleanse skin prior to the following:**

FACIALS	CHEMICAL PEELS	MECHANICAL RESURFACERS	SKIN NEEDLING	LASERS	HAIR REMOVAL
Customized facial	Chemical peels 30%	Dermaplaning	Micro-channeling	Non-ablative laser	Laser Hair removal
Acne facial	Chemical peels 40%+	Nano infusion	Micro-needling	Fractional laser	Electrolysis
Oxygen Facial / Hydrafacial	Jessner peel	Microdermabrasion	RF Micro-needling	Ablative laser	Waxing
Under Jelly Masque				Plasma Pen	