



Project:

Location:

Fixture Type:

Catalog Number:

AVAILABLE FINISHES:



Tower

WS-58814

PRODUCT DESCRIPTION

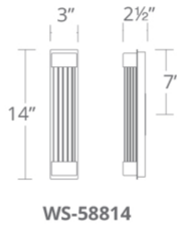
Featuring an aged brass finish that's right in line with the latest trends, Tower brings understated luxury to every setting. The painstakingly V-cut seeded crystal inset adds a touch of glamour. With LEDs to light the crystal from both ends, plus a bonus hidden up light or downlight, this sconce delivers the best of both worlds—warm ambience and quality indirect illumination.

FEATURES

- ACLED driverless technology
- V-cut K5 seedy crystal

SPECIFICATIONS

Rated Life	54000 Hours
Standards	ETL, cETL, Damp Location Listed, Title 24 JA8: 2019 Compliant
Input	120 VAC, 50/60Hz
Dimming	ELV
Color Temp	3500K
CRI	90
Construction	Extruded aluminum hardware with steel end caps, K5-grade V-cut crystal



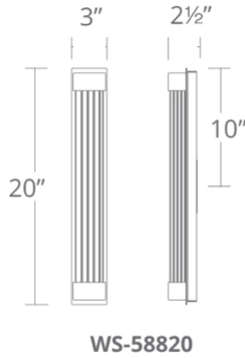
REPLACEMENT PARTS

RPL-GLA-58814 - Glass

Model & Size	Color Temp	Finish	LED Watts	LED Lumens	Delivered Lumens
WS-58814 14"	3500K	AB Aged Brass	15.4W	949	504

Example: **WS-58814-AB**

For custom requests please contact customs@modernforms.com



Project:

Location:

Fixture Type:

Catalog Number:

AVAILABLE FINISHES:



Tower

WS-58820

PRODUCT DESCRIPTION

Featuring an aged brass finish that's right in line with the latest trends, Tower brings understated luxury to every setting. The painstakingly V-cut seeded crystal inset adds a touch of glamour. With LEDs to light the crystal from both ends, plus a bonus hidden up light or downlight, this sconce delivers the best of both worlds—warm ambience and quality indirect illumination.

FEATURES

- ACLED driverless technology
- V-cut K5 seedy crystal

SPECIFICATIONS

Rated Life	54000 Hours
Standards	ETL, cETL, Damp Location Listed, Title 24 JA8: 2019 Compliant
Input	120 VAC, 50/60Hz
Dimming	ELV
Color Temp	3500K
CRI	90
Construction	Extruded aluminum hardware with steel end caps, K5-grade V-cut crystal

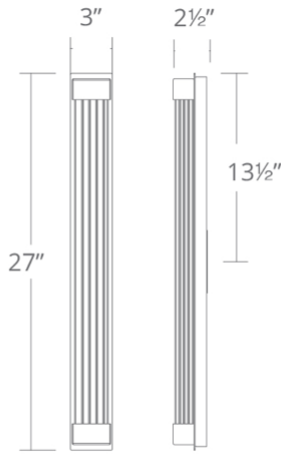
REPLACEMENT PARTS

RPL-GLA-58820 - Glass

Model & Size	Color Temp	Finish	LED Watts	LED Lumens	Delivered Lumens
WS-58820 20"	3500K	AB Aged Brass	15.6W	961	618

Example: **WS-58820-AB**

For custom requests please contact customs@modernforms.com



WS-58827

Project: _____

Location: _____

Fixture Type: _____

Catalog Number: _____

AVAILABLE FINISHES:



Tower

WS-58827

PRODUCT DESCRIPTION

Featuring an aged brass finish that's right in line with the latest trends, Tower brings understated luxury to every setting. The painstakingly V-cut seeded crystal inset adds a touch of glamour. With LEDs to light the crystal from both ends, plus a bonus hidden up light or downlight, this sconce delivers the best of both worlds—warm ambience and quality indirect illumination.

FEATURES

- ACLED driverless technology
- V-cut K5 seedy crystal

SPECIFICATIONS

Rated Life	54000 Hours
Standards	ETL, cETL, Damp Location Listed, Title 24 JA8: 2019 Compliant
Input	120 VAC, 50/60Hz
Dimming	ELV
Color Temp	3500K
CRI	90
Construction	Extruded aluminum hardware with steel end caps, K5-grade V-cut crystal

REPLACEMENT PARTS

RPL-GLA-58827 - Glass

Model & Size	Color Temp	Finish	LED Watts	LED Lumens	Delivered Lumens
WS-58827 27"	3500K	AB Aged Brass	15.6W	1000	671

Example: **WS-58827-AB**

For custom requests please contact customs@modernforms.com