

Tegel Wall

7000WTEG_ 1.0




GENERAL PRODUCT INFORMATION:

These fixtures are intended to be installed utilizing NEC compliant junction boxes.



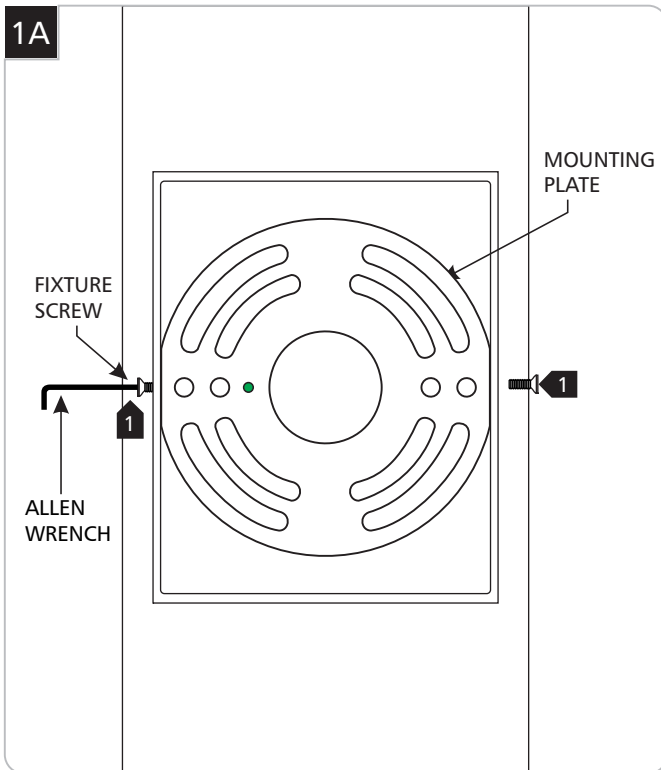
This product may be dimmed with a low-voltage electronic dimmer or a 0-10V dimmer depending on the wiring configuration.

Suitable for wet locations.

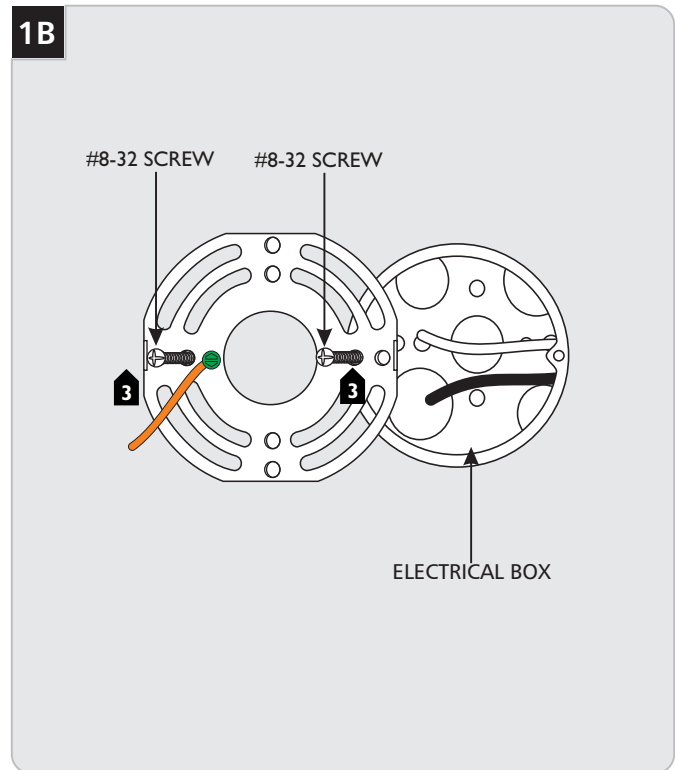


CAUTION - RISK OF FIRE
 This product must be installed in accordance with the applicable installation code by a person familiar with the construction and operation of the product and the hazards involved.
 Use minimum 90°C supply conductors.

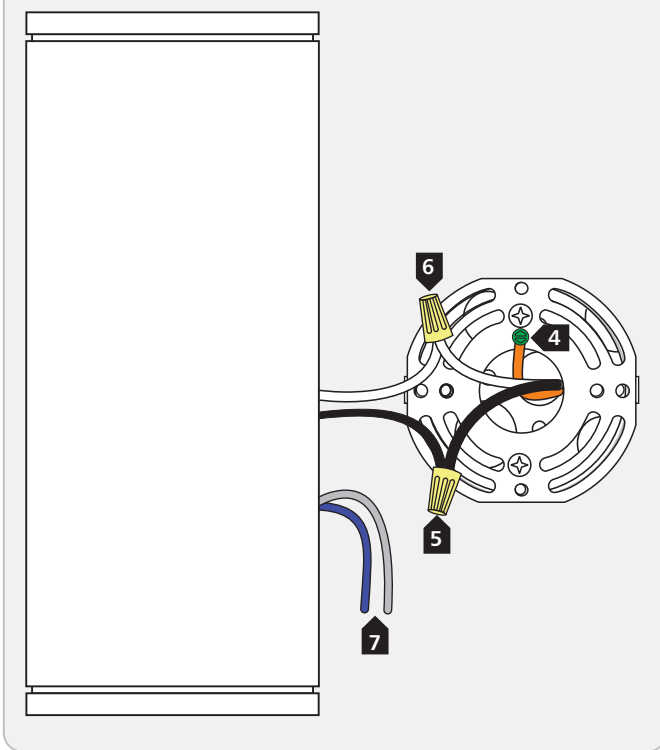
Install the Fixture



- 1 With the provided Allen wrench, remove the two mounting plate screws.
- 2 Remove the mounting plate from the back of the fixture.



- 3 Install the mounting plate onto the electrical box with the two #8-32 screws provided.

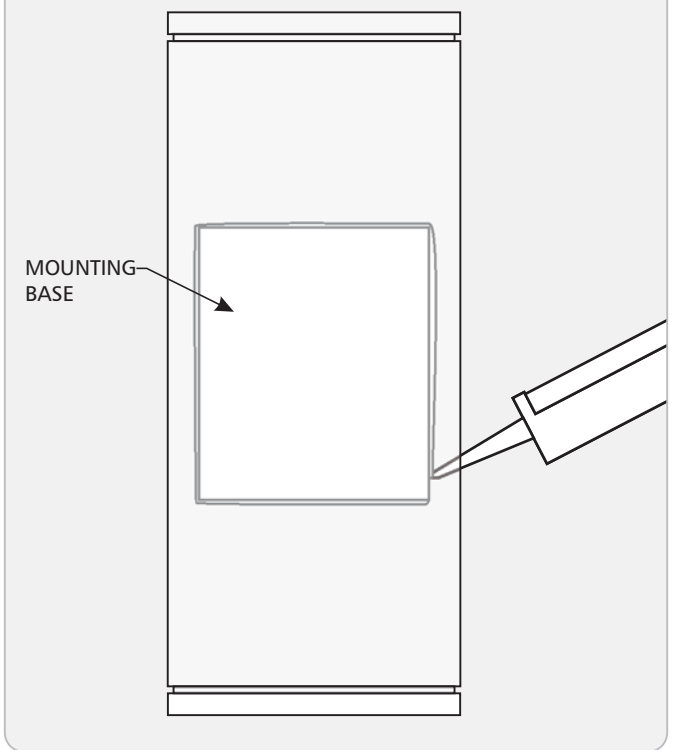
1C

- 4** Connect the mounting plate ground wire to a suitable ground in accordance with local electrical codes.
- 5** Connect the black fixture wire to the hot power line wire with a wire nut.
- 6** Connect the white fixture wire to the neutral power line wire with a wire nut.
- 7** Use the gray and purple dimming wires for 0-10v dimming application (if not in use, make sure to cap these wires off).
- 8** Properly place all wires and wire nut connections into the electrical box.
- 9** Mount the fixture by installing it back onto the mounting plate and reinstalling the fixture screws (reversal of figure 1A).

Warning: The purple and gray wires are only used for 0-10v dimming. For all other applications, do not connect the gray and purple wires.

Note for In-Line Fuse equipped fixtures: in the case that the fixture is not operating correctly, make sure to check the fuse.

Note for Photocell equipped fixtures: at initial power up, the photocell must calibrate which will cause the fixture to cycle on/off for a moment.

1D

- 10** For wet locations, caulk around the mounting base with waterproof construction sealant.

SAVE THESE INSTRUCTIONS!



TECH LIGHTING®

7400 Linder Ave, Skokie, IL 60077

847.410.4400

www.techlighting.com

© 2016 Tech Lighting, L.L.C. All rights reserved. The "Tech Lighting" graphic is a registered trademark of Tech Lighting, L.L.C. Tech Lighting reserves the right to change specifications for product improvements without notification.

A Generation Brands Company