

With its exposed socket and bulb, the SoCo pendant conveys simple sophistication through its timeless design. Creating a custom pendant is easy. Simply choose a cord color and choose any medium base lamp (lamp not included). Unique customization is endless with the SoCo due to components such as the Multi-Port Canopies, Swag Hooks, and Locus Accessory. With its wide range of options and classic charm the SoCo is an ideal tool for lighting designers.

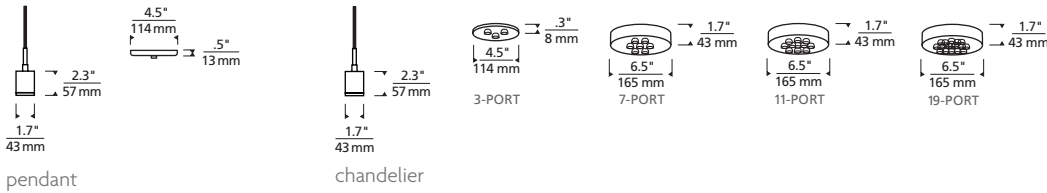
Product features

- 5 finish options
- Compatible with any medium base lamp
- 8 cord options available
- Fully dimmable LED and Incandescent lamping options
- Includes a 4.5" matching canopy
- Mini Multi-Port Canopy options
- Optional Locus Accessory and Swag Hook accessories
- 1 year warranty

SPECIFICATIONS

SOCKET HEIGHT	2.3"
SOCKET DIAMETER	1.7"
SOCKET WEIGHT	1.6 lbs
CORD LENGTH OPTIONS	8', 16', 24'
MAX WATTAGE	150W
VOLTAGE	120V
DIMMING	ELV and Triac
LIGHT DISTRIBUTION	Dependent on Light Selected
MOUNTING OPTIONS	4.5" Flush Canopy in Matching Metal Finish, Multi-Port Canopies
GENERAL LISTING	ETL
CONSTRUCTION	Metal
FINISH	Aged Brass, Antique Bronze, Satin Nickel, Black or White
CONSTRUCTION	Aluminum, Optic Crystal
WARRANTY	1 year





1 CHOOSE YOUR SOCKET & FINISH

Select your ideal finish for the Modern Socket. A 4.5" flush canopy in the matching metal finish ships standard with every pendant.



aged brass black white antique bronze satin nickel

2 CHOOSE YOUR FABRIC COLOR & LENGTH (8', 16' OR 24')

Contact us for alternate colors and custom lengths or let us cut your cords to size so you save time during installation.



black black & white blue copper gray orange red white

custom cord colors available, consult factory

3 CHOOSE YOUR LAMP TO COMPLETE THE LOOK

SoCo sockets accommodate any medium base lamp up to 150 watts. We have made it easy to order some of the most popular lamps.



#300BHV389 classic edison clear 40W #300BHV480 squirrel cage amber 60W #300BHV531 A19 9.5W #300BHV492 PAR30 long 13W #300BHV524 ST19 archipelago squirrel cage 2700K #300BHV515 G40 3000K #300BHV520 T14 archipelago radio 2700K

INC

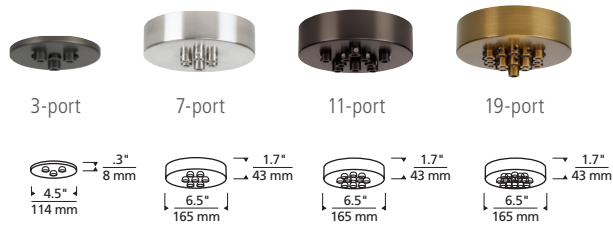
LED T20 T24

LED

MULTI-PORT CANOPY OPTIONS

Mount to a standard 4" junction box with round plaster ring (provided by electrician).

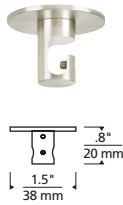
700TDMRD	SIZE	CANOPY	FINISH
3	3-PORT	T METAL	R AGED BRASS
7	7-PORT		Z ANTIQUE BRONZE
11	11-PORT ¹		B BLACK
19	19-PORT ²		S SATIN NICKEL
			W WHITE



¹11-PORT CANOPY ONLY AVAILABLE IN ANTIQUE BRONZE, BLACK AND SATIN NICKEL.
²19-PORT CANOPY ONLY AVAILABLE IN AGED BRASS AND SATIN NICKEL.


SWAG HOOK OPTION

Use as a creative tool to gracefully change a pendant's point of suspension from the mounting canopy to any point on the ceiling. Order one for each pendant.



700TDSWG	FINISH
R	AGED BRASS
Z	ANTIQUÉ BRONZE
B	BLACK
S	SATIN NICKEL
W	WHITE

CORD COLOR OPTIONS

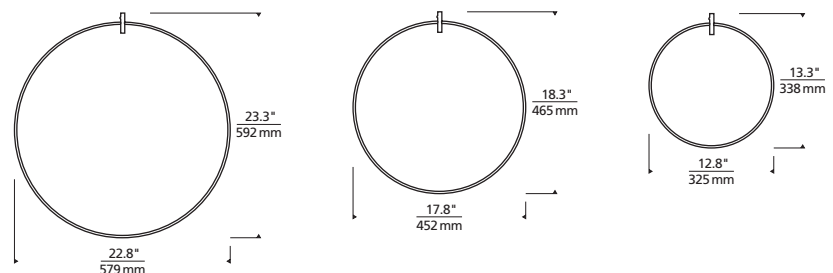
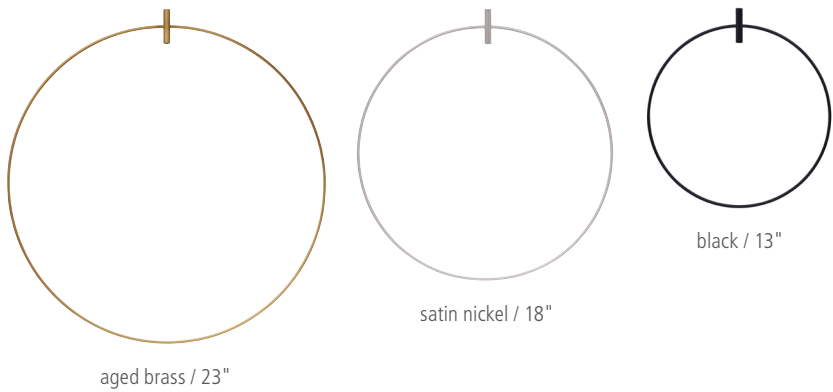


LOCUS ACCESSORY OPTIONS

Available in two sizes, this clean, circular accessory adds dimension and scale as it frames Tech Lighting's socket and cord style pendants including Mina, SoCo and Alva (sold separately).

700LOCUSR	SIZE	CANOPY FINISH
13	13" SMALL ¹	R AGED BRASS
18	18" MEDIUM	B BLACK
23	23" LARGE	S SATIN NICKEL

¹13" ONLY AVAILABLE IN BLACK AND SATIN NICKEL



ORDERING INFORMATION

700TDSOCOP	SOCKET	CORD LENGTH ¹	CORD COLOR ¹	FINISH ²
	M MODERN	08 8' 16 16' 24 24'	B BLACK I BLACK & WHITE U BLUE P COPPER Y GRAY O ORANGE R RED W WHITE	R AGED BRASS Z ANTIQUE BRONZE B BLACK S SATIN NICKEL W WHITE

¹CUSTOM CORD LENGTHS AND COLORS AVAILABLE, CONTACT THE QUOTES DEPARTMENT: QUOTES@VISUALCOMFORTCO.COM
²SHIPS WITH MATCHING CANOPY

PROJECT INFO

FIXTURE TYPE & QUANTITY	JOB NAME & INFO	NOTES

