


# Pre-Bent MonoRail

700MOBH\_

1.7



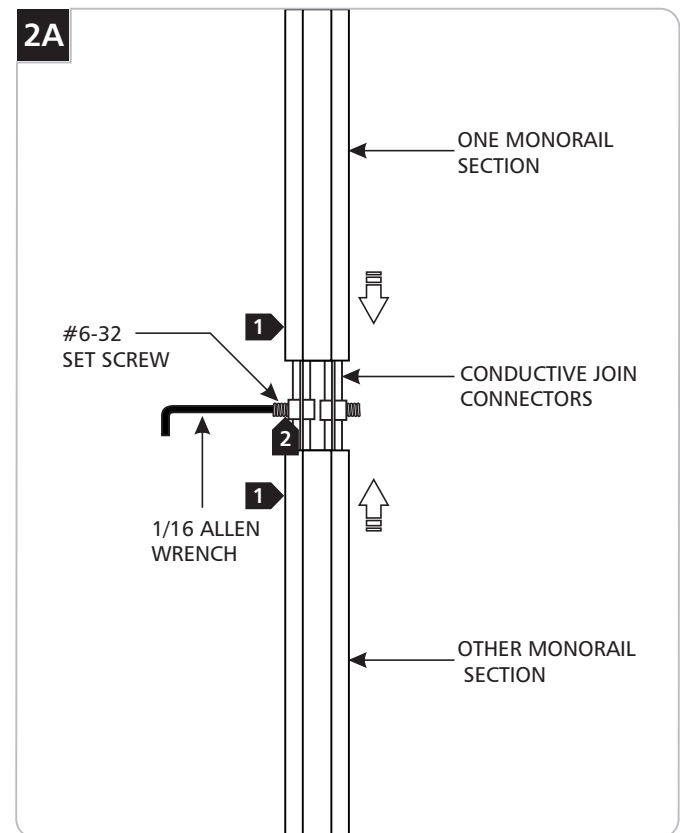
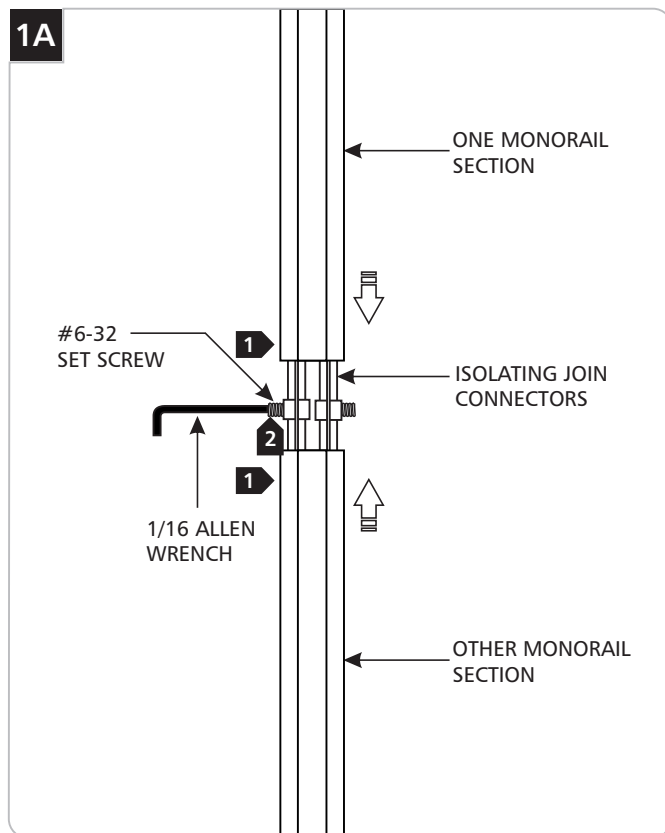
## GENERAL PRODUCT INFORMATION:



This product is a 60° or 90° curved pre-bent MonoRail. Avoid re-bending or straightening the curve which may cause the rail to separate from the insulator.

### Pre-Bent MonoRail With Isolating Join Connectors

### Pre-Bent MonoRail With Conductive Join Connectors



- 1 Push two MonoRail sections completely onto the isolating join connectors.
- 2 Tighten the #6-32 set screws firmly with the 1/16 Allen wrench provided. Avoid over tightening the set screws which may cause the threads to strip.

- 1 Push two MonoRail sections completely onto the conductive join connectors.
- 2 Tighten the #6-32 set screws with the 1/16 Allen wrench provided. Make sure that the set screw connection is tight to avoid heat build up and corrosion.

**SAVE THESE INSTRUCTIONS!**



7400 Linder Ave, Skokie, IL 60077

847.410.4400

[www.techlighting.com](http://www.techlighting.com)

© 2008 Tech Lighting, L.L.C. All rights reserved. The "Tech Lighting" graphic is a registered trademark of Tech Lighting, L.L.C. Tech Lighting reserves the right to change specifications for product improvements without notification.

A Generation Brands Company