




**GENERAL PRODUCT INFORMATION:**



This product can mount to either a 4" square electrical box with round plaster ring or an octagon electrical box.

This product is suitable for damp locations.

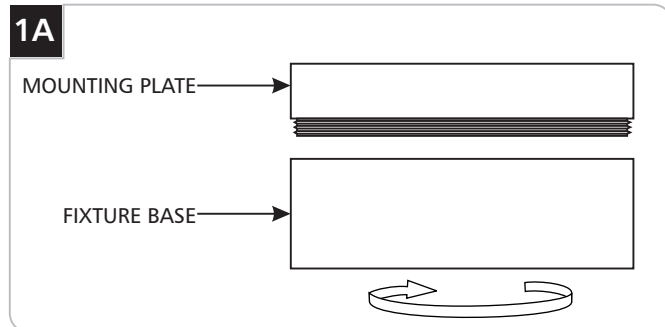
This product can be dimmed with a low-voltage electronic dimmer.

This instruction shows a typical installation.

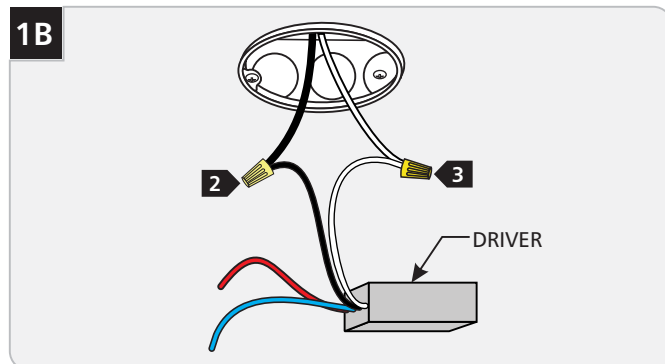


**CAUTION - RISK OF FIRE**  
 This product must be installed in accordance with the applicable installation code by a person familiar with the construction and operation of the product and the hazards involved.  
 Use minimum 90°C supply conductors.

## Install the Fixture

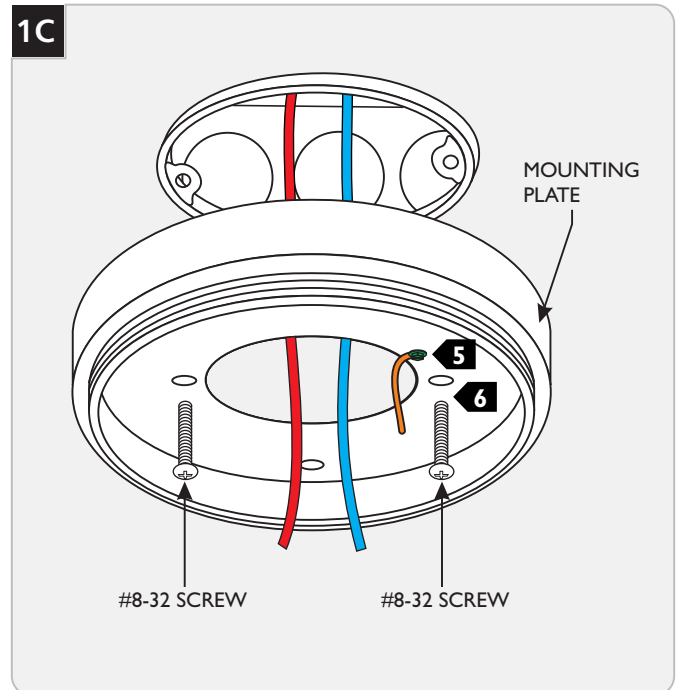


**1** Unscrew the mounting plate from the fixture base.



**2** Connect the black driver wire to the hot power line wire with a wire nut.

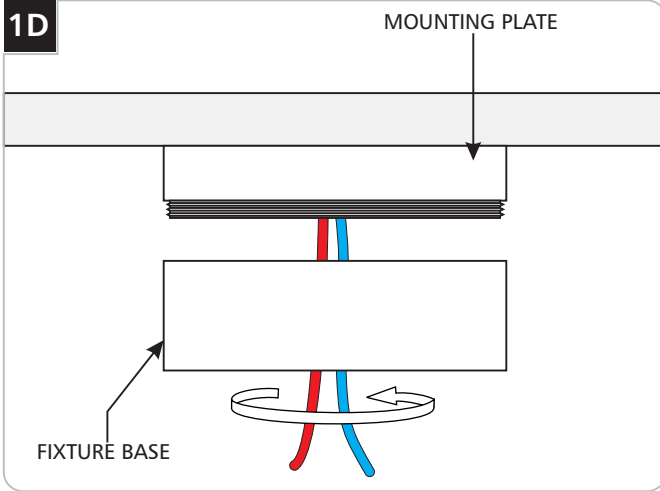
**3** Connect the white driver wire to the neutral power line wire with a wire nut.



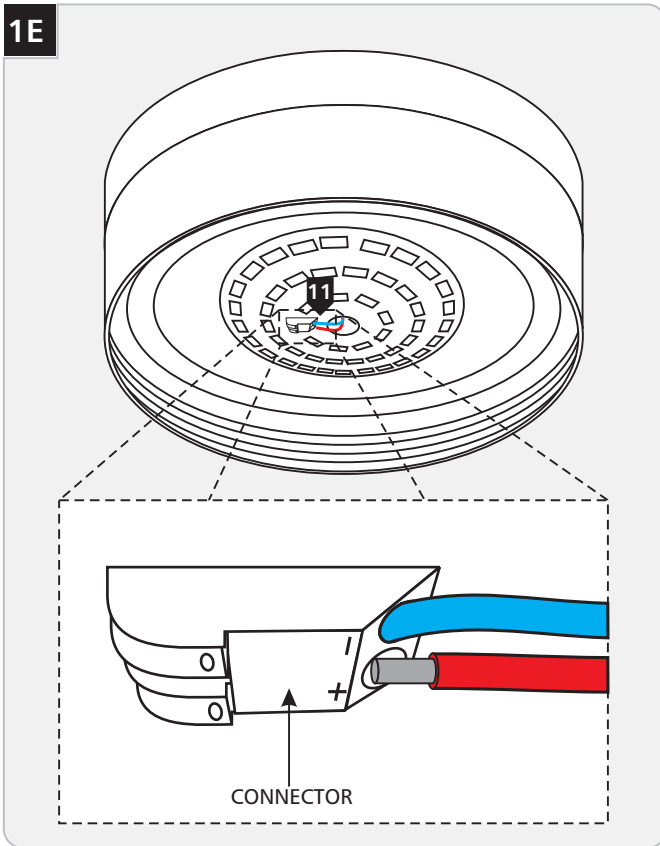
**4** Properly place the driver and wire connections into the electrical box.

**5** Ground the mounting plate to a suitable ground in accordance with local electrical codes.

**6** Secure the mounting plate to the electrical box with 2 #8-32 screws, leaving the low-voltage driver wires accessible.



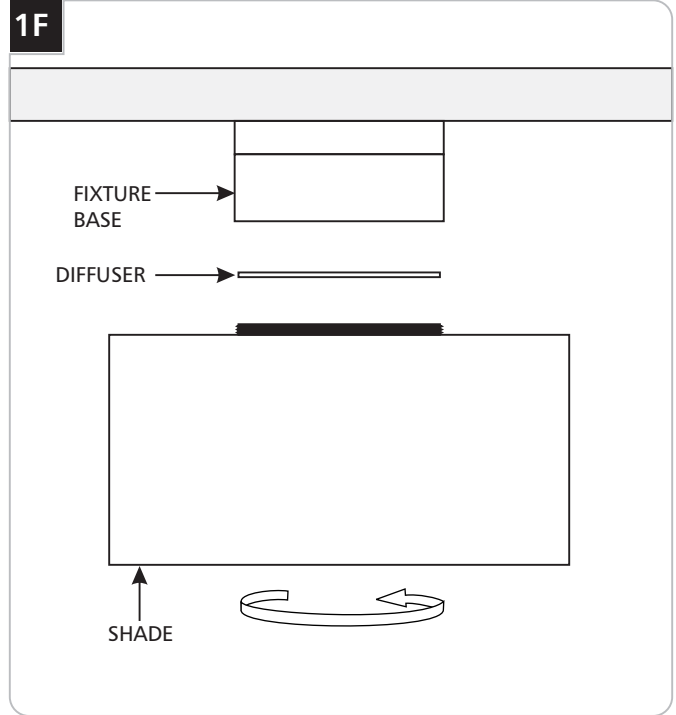
**7** Feed the transformer wires through the fixture base and tightly reinstall it onto the mounting plate.



**8** Completely install the blue transformer wire to the negative terminal to make a connection.

**9** Completely install the red transformer wire to the positive terminal to make a connection.

**NOTE:** Ensure that the transformer wires have been properly installed by gently tugging on the wire to ensure the connection is firm.



**10** Place the diffuser into the fixture base and completely screw the shade into the base.

**SAVE THESE INSTRUCTIONS!**



7400 Linder Ave, Skokie, IL 60077  
847.410.4400

[www.techlighting.com](http://www.techlighting.com)

© 2015 Tech Lighting, L.L.C. All rights reserved. The "Tech Lighting" graphic is a registered trademark of Tech Lighting, L.L.C. Tech Lighting reserves the right to change specifications for product improvements without notification.  
A Generation Brands Company