

Locus Accessory

700LOCUS_


1.0



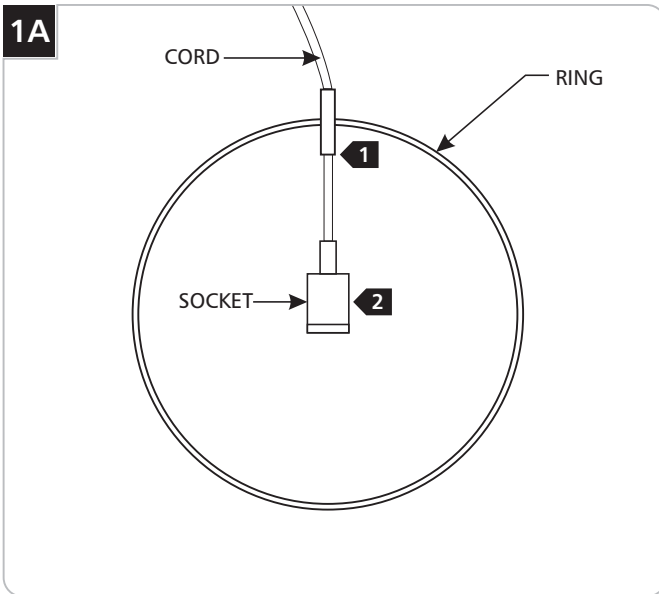
TECH LIGHTING®

ACCESSORIES

SAVE THESE INSTRUCTIONS!

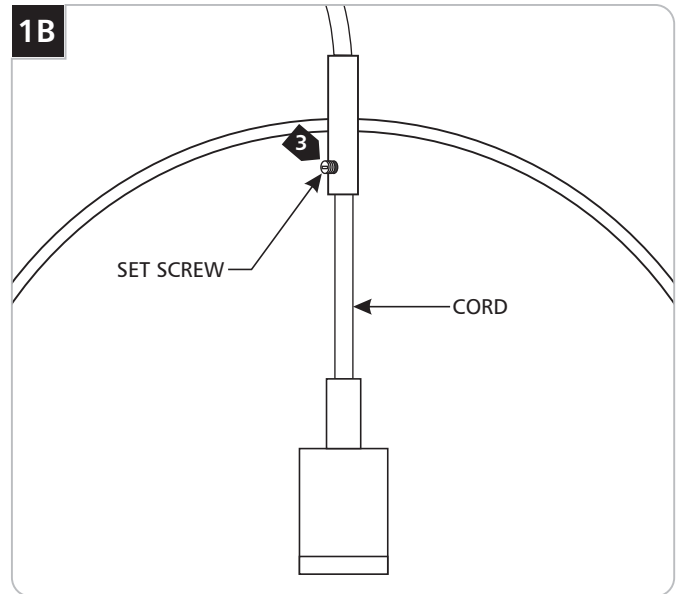


Install the Accessory



1 Feed the socket cord through the center hole on the ring.

2 Pull the socket cord up until the socket is centered within the ring. Adjust as needed.



3 Secure the cord by tightening the set screw.



TECH LIGHTING®

7400 Linder Ave, Skokie, IL 60077

847.410.4400

www.techlighting.com

© 2016 Tech Lighting, L.L.C. All rights reserved. The "Tech Lighting" graphic is a registered trademark of Tech Lighting, L.L.C. Tech Lighting reserves the right to change specifications for product improvements without notification.

A Generation Brands Company