

MonoRail FreeJack Connector

700MOCHED_

1.6



GENERAL PRODUCT INFORMATION:

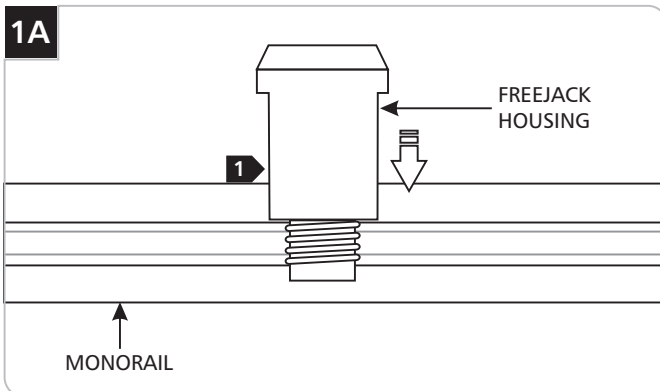


This product is suitable for indoor dry locations only.

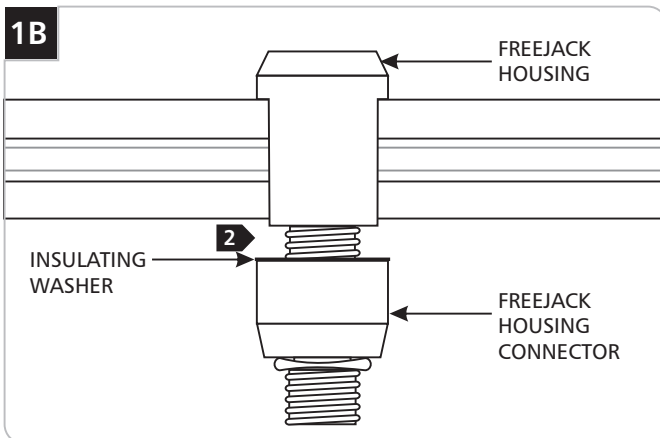
This product should be used with Tech Lighting MonoRail system only.



Install the FreeJack Connector onto the MonoRail

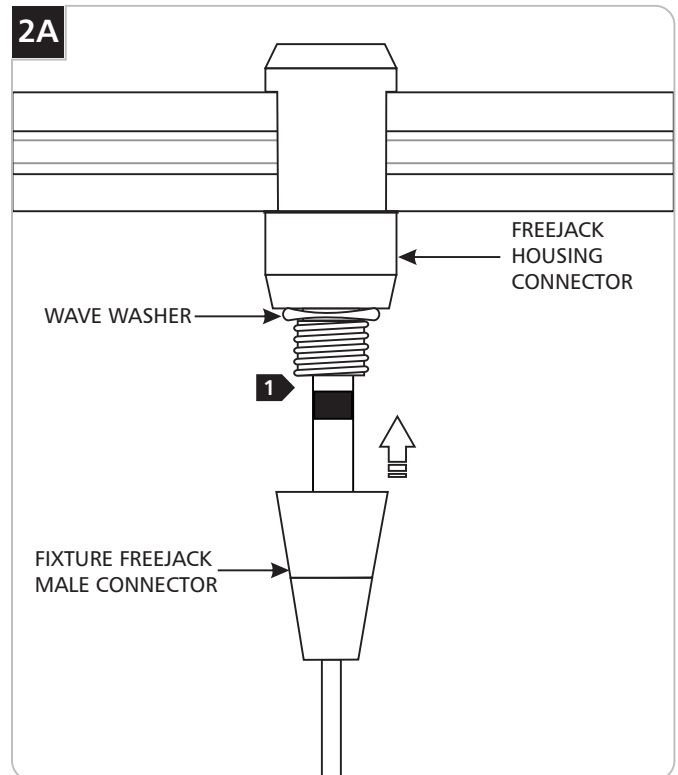


1 From top of the MonoRail place the FreeJack housing onto the MonoRail.



2 From bottom of the MonoRail tighten the FreeJack housing connector to the FreeJack housing.

Connect the FreeJack Fixture to the MonoRail FreeJack Connector



1 Push and screw the fixture FreeJack male connector all the way into the FreeJack housing connector.

SAVE THESE INSTRUCTIONS!



TECH LIGHTING®

7400 Linder Ave, Skokie, IL 60077

847.410.4400

www.techlighting.com

© 2008 Tech Lighting, L.L.C. All rights reserved. The "Tech Lighting" graphic is a registered trademark of Tech Lighting, L.L.C. Tech Lighting reserves the right to change specifications for product improvements without notification.

A Generation Brands Company