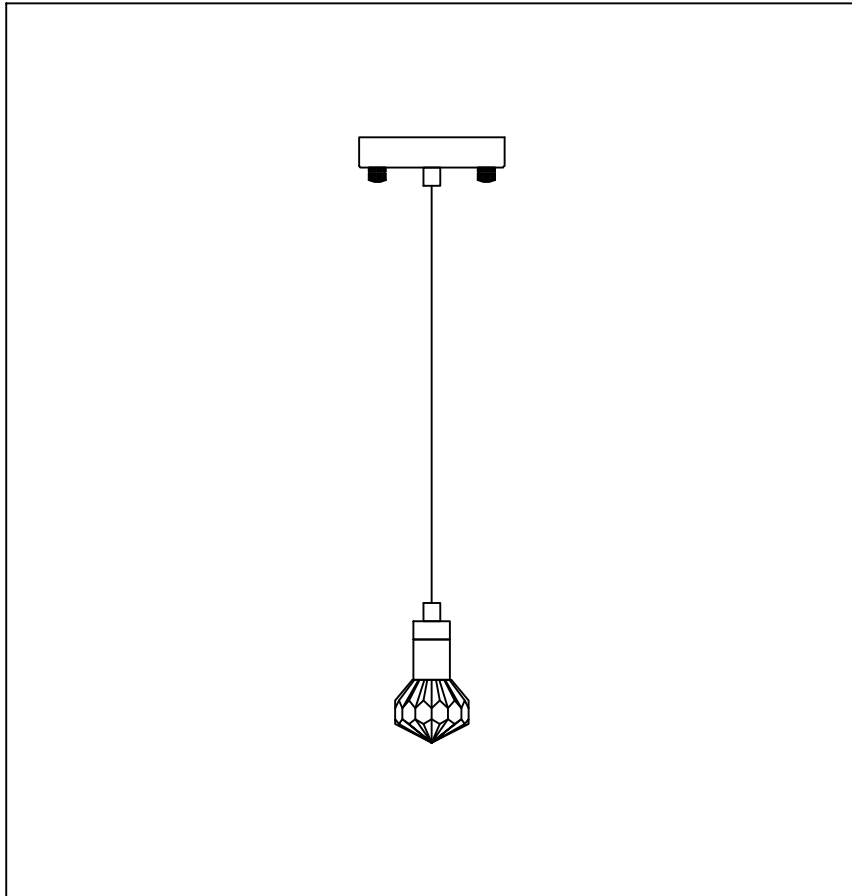


STUDIO•M

PRODUCT NAME: Norma Jean Pendant
ITEM NUMBER: SM23771BCSBR

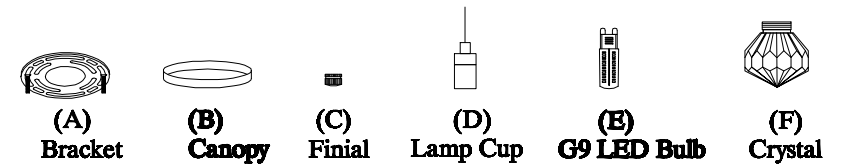
Please consult your electrician for hanging fixture and wiring.



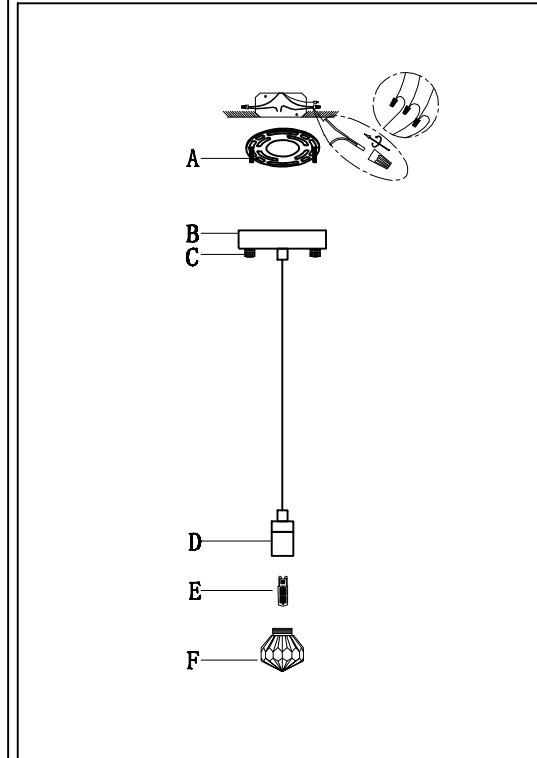
Bulbs (Included): 1 * 2.3W G9 LED

MADE IN CHINA
 Page 1 of (2)

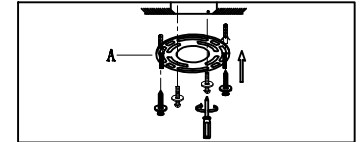
IMPORTANT: Turn off the power at the main fuse or circuit breaker box before starting installation



Locate all hardware & components before discarding packaging

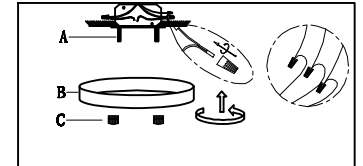


1.)



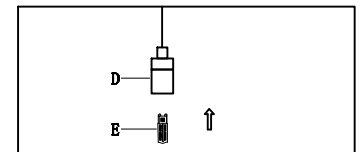
Step.1: Remove mounting bracket (A) and install to electrical box. Install mounting bracket and attach anchors to secure bracket at ends.

2.)



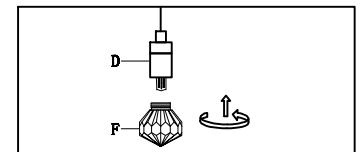
Step.2: Wire fixture to wires in outlet box. Black wire is positive, white wire is neutral, Green wire is for ground. Attach fixture to mounting track using finials (C).

3.)



Step.3: Adjust wire to desired hanging height. Install the G9 Bulbs (E) provided.

4.)



Step.4: Thread the Crystal shade (F) into the socket (D).

Cleaning & Care:
 Clean with soft cloth and a mild detergent.
 Do not use abrasive cleaner.

Page 2 of (2)