

INVISILED® ACCESSORIES

Indoor non-color changing electronic accessories

WAC LIGHTING

Responsible Lighting®

Type	Model	Input	Output	Max Run	Dim	Compatibility
 <p>Remote Includes a 6 foot lead wire</p>	EN-2460-RB2-T EN-24100-RB2-T	120VAC 120VAC	24VAC / 60W 24VAC / 96W	30 feet 40 feet	ELV ELV	Pro, Pro2, Pro3, LITE, Classic
 <p>Plug-in Includes a 6 foot lead wire</p>	EN-2460-P-AR-T EN-24100-P-AR-T	120VAC 120VAC	24VAC / 60W 24VAC / 96W	30 feet 40 feet	ELV ELV	Pro, Pro2, Pro3, LITE, Classic
 <p>Remote 277V Includes a 6 foot lead wire</p>	EN-24100-277-RB2-T	277VAC	24VDC / 96W	40 feet	0-10V	Pro, Pro2, Pro3, LITE, Classic
 <p>Touch Panel and Motion Sensor Includes a Touch Panel, an Occupancy Sensor, and a Controller AC/DC input at 12V(60W Max) or 24V(96W Max) Connect on secondary side of driver/transformer</p>	CT-6A-R2					Pro, Pro2, Pro3, LITE, Classic Daylight to Sunset, Palette
 <p>In Wall Rated Extension Cable Extends distance between a hard wired power supply or a wiring box to a non-color changing tape section.</p>	LED-TC-WEXT-144 LED-TC-WEXT-144-WT LED-TC-WEXT-240 LED-TC-WEXT-240-WT					Black 12 ft White 12 ft Black 20 ft White 20 ft
 <p>In Wall Rated Joiner Cable Connects non-color changing tape sections. Two female ends. One male-to-male connector included.</p>	LED-TC-WIC-144 LED-TC-WIC-144-WT LED-TC-WIC-240 LED-TC-WIC-240-WT					Black 12 ft White 12 ft Black 20 ft White 20 ft
 <p>Lead Wire Alternative lengths for plug-in power supplies</p>	LED-TC-P-2 LED-TC-P-2-WT LED-TC-P-12 LED-TC-P-12-WT					Black 2 ft White 2 ft Black 12 ft White 12 ft
 <p>Extension Cable Extends distance between a hard wired power supply or a wiring box to a tape section</p>	LED-TC-EXT-144 LED-TC-EXT-144-WT					Black 12 ft White 12 ft
 <p>Low Voltage Wiring Box With Feed Neatly houses connectors for up to two wires with 12" female feed</p>	LED-TC-B-2 LED-TC-B-2-WT					Black L: 1½ in W: ¾ in H: 7⁄8 in White L: 1½ in W: ¾ in H: 7⁄8 in
 <p>Low Voltage Wiring Box Neatly houses connections for up to two wires</p>	LED-T-B					L: 1½ in W: ¾ in H: 7⁄8 in
 <p>Wiring Box With Switch Use when spanning a large gap in a system layout without leaving exposed wiring. Optional switch included</p>	TB-S					L: 6¼ in W: 1½ in H: 1¼ in

Compatible with Pro, Pro2, Pro3, LITE, Classic

WAC Lighting
www.waclighting.com
Phone (800) 526.2588 • Fax (800) 526.2585

Headquarters/Eastern Distribution Center
44 Harbor Park Drive • Port Washington, NY 11050
Phone (516) 515.5000 • Fax (516) 515.5050



Western Distribution Center
1750 Archibald Avenue • Ontario, CA 91760
Phone (800) 526.2588 • Fax (800) 526.2585

INVISIBLE® ACCESSORIES

Indoor non-color changing electronic accessories

WAC LIGHTING


Responsible Lighting®

	Joiner Cable <i>Connects tape sections</i>	LED-TC-IC2	<i>Black</i>	<i>2 in</i>
		LED-TC-IC2-WT	<i>White</i>	<i>2 in</i>
		LED-TC-IC6	<i>Black</i>	<i>6 in</i>
		LED-TC-IC6-WT	<i>White</i>	<i>6 in</i>
		LED-TC-IC12	<i>Black</i>	<i>12 in</i>
		LED-TC-IC12-WT	<i>White</i>	<i>12 in</i>
		LED-TC-IC36	<i>Black</i>	<i>36 in</i>
		LED-TC-IC36-WT	<i>White</i>	<i>36 in</i>
		LED-TC-IC72	<i>Black</i>	<i>72 in</i>
		LED-TC-IC72-WT	<i>White</i>	<i>72 in</i>
	Male to male connector	LED-TC-MM	<i>Black</i>	<i>50 Qty</i>

Compatible with Pro, Pro2, Pro3, LITE, Classic, Palette
Change directionality of tape runs and reuse cut ends of tape.

	3-Way "Y" Connector <i>Connects tape sections</i>	LED-TC-Y LED-TC-Y-WT	<i>Black</i> <i>White</i>
	4-Way "X" Connector <i>Connects tape sections</i>	LED-TC-X LED-TC-X-WT	<i>Black</i> <i>White</i>
	"L" Connector <i>Connects tape sections</i>	LED-TC-L LED-TC-L-WT	<i>Black</i> <i>White</i>
	End cap <i>1 cut and 1 male end cap</i>	LED-TC-EC LED-TC-EC-WT	<i>Black</i> <i>White</i>

Compatible with Pro, Pro2, Pro3, LITE, Classic, Palette

	Signal Wire <i>Links master and slave controllers. Can be combined for longer lengths</i>	LED-TC24-SW60 LED-TC24-SW120	<i>60 in</i> <i>120 in</i>
---	---	---	-------------------------------

Compatible with Palette

WAC Lighting
 www.waclighting.com
 Phone (800) 526.2588 • Fax (800) 526.2585

Headquarters/Eastern Distribution Center
 44 Harbor Park Drive • Port Washington, NY 11050
 Phone (516) 515.5000 • Fax (516) 515.5050

Western Distribution Center
 1750 Archibald Avenue • Ontario, CA 91760
 Phone (800) 526.2588 • Fax (800) 526.2585